

## TRANSZORB® Transient Voltage Suppressors



Case Style 1.5KE

| PRIMARY CHARACTERISTICS          |                |
|----------------------------------|----------------|
| $V_{BR}$ uni-directional         | 6.8 V to 540 V |
| $V_{BR}$ bi-directional          | 6.8 V to 440 V |
| $P_{PPM}$                        | 1500 W         |
| $P_D$                            | 6.5 W          |
| $I_{FSM}$ (uni-directional only) | 200 A          |
| $T_J$ max.                       | 175 °C         |

### DEVICES FOR BI-DIRECTION APPLICATIONS

For bi-directional types, use C or CA suffix (e.g. 1.5KE440CA).

Electrical characteristics apply in both directions.

### FEATURES

- Glass passivated chip junction
- Available in uni-directional and bi-directional
- 1500 W peak pulse power capability with a 10/1000  $\mu$ s waveform, repetitive rate (duty cycle): 0.01 %
- Excellent clamping capability
- Very fast response time
- Low incremental surge resistance
- Solder dip 260 °C, 40 s
- Component in accordance to RoHS 2002/95/EC and WEEE 2002/96/EC



RoHS  
COMPLIANT

### TYPICAL APPLICATIONS

Use in sensitive electronics protection against voltage transients induced by inductive load switching and lighting on ICs, MOSFET, signal lines of sensor units for consumer, computer, industrial, automotive and telecommunication.

### MECHANICAL DATA

**Case:** Molded epoxy body over passivated junction  
Molding compound meets UL 94 V-0 flammability rating

Base P/N-E3 - RoHS compliant, commercial grade  
Base P/NHE3 - RoHS compliant, high reliability/automotive grade (AEC Q101 qualified)

**Terminals:** Matte tin plated leads, solderable per J-STD-002 and JESD22-B102

E3 suffix meets JESD 201 class 1A whisker test, HE3 suffix meets JESD 201 class 2 whisker test

**Note:**

- 1.5KE250 ~ 1.5KE540A and 1.5KE250C ~ 1.5KE440CA for commercial grade only

**Polarity:** For uni-directional types the color band denotes cathode end, no marking on bi-directional types

| MAXIMUM RATINGS ( $T_A = 25$ °C unless otherwise noted)                                     |                |                |      |
|---|----------------|----------------|------|
| PARAMETER   | SYMBOL         | LIMIT          | UNIT |
| Peak pulse power dissipation with a 10/1000 $\mu$ s waveform <sup>(1)</sup> (Fig. 1)        | $P_{PPM}$      | 1500           | W    |
| Peak pulse current with a 10/1000 $\mu$ s waveform <sup>(1)</sup>                           | $I_{PPM}$      | See next table | A    |
| Power dissipation on infinite heatsink at $T_L = 75$ °C (Fig. 5)                            | $P_D$          | 6.5            | W    |
| Peak forward surge current 8.3 ms single half sine-wave uni-directional only <sup>(2)</sup> | $I_{FSM}$      | 200            | A    |
| Maximum instantaneous forward voltage at 100 A for uni-directional only <sup>(3)</sup>      | $V_F$          | 3.5/5.0        | V    |
| Operating junction and storage temperature range  | $T_J, T_{STG}$ | - 55 to + 175  | °C   |

**Notes:**

(1) Non-repetitive current pulse, per Fig. 3 and derated above  $T_A = 25$  °C per Fig. 2

(2) Measured on 8.3 ms single half sine-wave or equivalent square wave, duty cycle = 4 pulses per minute maximum

(3)  $V_F = 3.5$  V for 1.5KE220 (A) and below;  $V_F = 5.0$  V for 1.5KE250(A) and above

# 1.5KE6.8 thru 1.5KE540A, 1N6267 thru 1N6303



Vishay General Semiconductor

| <b>ELECTRICAL CHARACTERISTICS</b> ( $T_A = 25\text{ }^\circ\text{C}$ unless otherwise noted) |                                   |  |      |                         |                                |  |   |   |   |
|--|-----------------------------------|--|------|-------------------------|--------------------------------|--|---|---|---|
| JEDEC TYPE NUMBER  | GENERAL SEMICONDUCTOR PART NUMBER | BREAKDOWN VOLTAGE $V_{BR}$ AT $I_T$ <sup>(1)</sup> (V) |      | TEST CURRENT $I_T$ (mA) | STAND-OFF VOLTAGE $V_{WM}$ (V) | MAXIMUM REVERSE LEAKAGE AT $V_{WM}$ $I_D$ <sup>(4)</sup> ( $\mu\text{A}$ ) | MAXIMUM PEAK PULSE CURRENT $I_{PPM}$ <sup>(2)</sup> (A) | MAXIMUM CLAMPING VOLTAGE AT $I_{PPM}$ $V_C$ (V) | MAXIMUM TEMP. COEFFICIENT OF $V_{BR}$ ( $\%/^\circ\text{C}$ ) |
|  |                                   | MIN.   | MAX. |                         |                                |  |   |   |   |
| 1N6267   | (+)1.5KE6.8                       | 6.12   | 7.48 | 10                      | 5.50                           | 1000   | 139   | 10.8  | 0.057   |
| 1N6267A  | (+)1.5KE6.8A                      | 6.45   | 7.14 | 10                      | 5.80                           | 1000   | 143   | 10.5  | 0.057   |
| 1N6268   | (+)1.5KE7.5                       | 6.75   | 8.25 | 10                      | 6.05                           | 500  | 128   | 11.7  | 0.061   |
| 1N6268A  | (+)1.5KE7.5A                      | 7.13   | 7.88 | 10                      | 6.40                           | 500  | 133   | 11.3  | 0.061   |
| 1N6269   | (+)1.5KE8.2                       | 7.38   | 9.02 | 10                      | 6.63                           | 200  | 120   | 12.5  | 0.065   |
| 1N6269A  | (+)1.5KE8.2A                      | 7.79   | 8.61 | 10                      | 7.02                           | 200  | 124   | 12.1  | 0.065   |
| 1N6270   | (+)1.5KE9.1                       | 8.19   | 10.0 | 1.0                     | 7.37                           | 50   | 109   | 13.8  | 0.068   |
| 1N6270A  | (+)1.5KE9.1A                      | 8.65   | 9.55 | 1.0                     | 7.78                           | 50   | 112   | 13.4  | 0.068   |
| 1N6271   | (+)1.5KE10                        | 9.00   | 11.0 | 1.0                     | 8.10                           | 10   | 100   | 15.0  | 0.073   |
| 1N6271A  | (+)1.5KE10A                       | 9.50   | 10.5 | 1.0                     | 8.55                           | 10   | 103   | 14.5  | 0.073   |
| 1N6272   | (+)1.5KE11                        | 9.90   | 12.1 | 1.0                     | 8.92                           | 5.0  | 92.6  | 16.2  | 0.075   |
| 1N6272A  | (+)1.5KE11A                       | 10.5   | 11.6 | 1.0                     | 9.40                           | 5.0  | 96.2  | 15.6  | 0.075   |
| 1N6273   | (+)1.5KE12                        | 10.8   | 13.2 | 1.0                     | 9.72                           | 5.0  | 86.7  | 17.3  | 0.076   |
| 1N6273A  | (+)1.5KE12A                       | 11.4   | 12.6 | 1.0                     | 10.2                           | 5.0  | 89.8  | 16.7  | 0.078   |
| 1N6274   | (+)1.5KE13                        | 11.7   | 14.3 | 1.0                     | 10.5                           | 5.0  | 78.9  | 19.0  | 0.081   |
| 1N6274A  | (+)1.5KE13A                       | 12.4   | 13.7 | 1.0                     | 11.1                           | 5.0  | 82.4  | 18.2  | 0.081   |
| 1N6275   | (+)1.5KE15                        | 13.5   | 16.5 | 1.0                     | 12.1                           | 1.0  | 68.2  | 22.0  | 0.084   |
| 1N6275A  | (+)1.5KE15A                       | 14.3   | 15.8 | 1.0                     | 12.8                           | 1.0  | 70.8  | 21.2  | 0.084   |
| 1N6276   | (+)1.5KE16                        | 14.4   | 17.6 | 1.0                     | 12.9                           | 1.0  | 63.8  | 23.5  | 0.086   |
| 1N6276A  | (+)1.5KE16A                       | 15.2   | 16.8 | 1.0                     | 13.6                           | 1.0  | 66.7  | 22.5  | 0.086   |
| 1N6277   | (+)1.5KE18                        | 16.2   | 19.8 | 1.0                     | 14.5                           | 1.0  | 56.6  | 26.5  | 0.088   |
| 1N6277A  | (+)1.5KE18A                       | 17.1   | 18.9 | 1.0                     | 15.3                           | 1.0  | 59.5  | 25.2  | 0.089   |
| 1N6278   | (+)1.5KE20                        | 18.0   | 22.0 | 1.0                     | 16.2                           | 1.0  | 51.5  | 29.1  | 0.090   |
| 1N6278A  | (+)1.5KE20A                       | 19.0   | 21.0 | 1.0                     | 17.1                           | 1.0  | 54.2  | 27.7  | 0.090   |
| 1N6279   | (+)1.5KE22                        | 19.8   | 24.2 | 1.0                     | 17.8                           | 1.0  | 47.0  | 31.9  | 0.092   |
| 1N6279A  | (+)1.5KE22A                       | 20.9   | 23.1 | 1.0                     | 18.8                           | 1.0  | 49.0  | 30.6  | 0.092   |
| 1N6280   | (+)1.5KE24                        | 21.6   | 26.4 | 1.0                     | 19.4                           | 1.0  | 43.2  | 34.7  | 0.094   |
| 1N6280A  | (+)1.5KE24A                       | 22.8   | 25.2 | 1.0                     | 20.5                           | 1.0  | 45.2  | 33.2  | 0.094   |
| 1N6281   | (+)1.5KE27                        | 24.3   | 29.7 | 1.0                     | 21.8                           | 1.0  | 38.4  | 39.1  | 0.096   |
| 1N6281A  | (+)1.5KE27A                       | 25.7   | 28.4 | 1.0                     | 23.1                           | 1.0  | 40.0  | 37.5  | 0.096   |
| 1N6282   | (+)1.5KE30                        | 27.0   | 33.0 | 1.0                     | 24.3                           | 1.0  | 34.5  | 43.5  | 0.097   |
| 1N6282A  | (+)1.5KE30A                       | 28.5   | 31.5 | 1.0                     | 25.6                           | 1.0  | 36.2  | 41.4  | 0.097   |
| 1N6283   | (+)1.5KE33                        | 29.7   | 36.3 | 1.0                     | 26.8                           | 1.0  | 31.4  | 47.7  | 0.098   |
| 1N6283A  | (+)1.5KE33A                       | 31.4   | 34.7 | 1.0                     | 28.2                           | 1.0  | 32.8  | 45.7  | 0.098   |
| 1N6284   | (+)1.5KE36                        | 32.4   | 39.6 | 1.0                     | 29.1                           | 1.0  | 28.8  | 52.0  | 0.099   |
| 1N6284A  | (+)1.5KE36A                       | 34.2   | 37.8 | 1.0                     | 30.8                           | 1.0  | 30.1  | 49.9  | 0.099   |
| 1N6285   | (+)1.5KE39                        | 35.1   | 42.9 | 1.0                     | 31.6                           | 1.0  | 26.6  | 56.4  | 0.100   |
| 1N6285A  | (+)1.5KE39A                       | 37.1   | 41.0 | 1.0                     | 33.3                           | 1.0  | 27.8  | 53.9  | 0.100   |
| 1N6286   | (+)1.5KE43                        | 38.7   | 47.3 | 1.0                     | 34.8                           | 1.0  | 24.2  | 61.9  | 0.101   |
| 1N6286A  | (+)1.5KE43A                       | 40.9   | 45.2 | 1.0                     | 36.8                           | 1.0  | 25.3  | 59.3  | 0.101   |
| 1N6287   | (+)1.5KE47                        | 42.3   | 51.7 | 1.0                     | 38.1                           | 1.0  | 22.1  | 67.8  | 0.101   |
| 1N6287A  | (+)1.5KE47A                       | 44.7   | 49.4 | 1.0                     | 40.2                           | 1.0  | 23.1  | 64.8  | 0.101   |
| 1N6288   | (+)1.5KE51                        | 45.9   | 56.1 | 1.0                     | 41.3                           | 1.0  | 20.4  | 73.5  | 0.102   |
| 1N6288A  | (+)1.5KE51A                       | 48.5   | 53.6 | 1.0                     | 43.6                           | 1.0  | 21.4  | 70.1  | 0.102   |
| 1N6289   | (+)1.5KE56                        | 50.4   | 61.8 | 1.0                     | 45.4                           | 1.0  | 18.6  | 80.5  | 0.103   |
| 1N6289A  | (+)1.5KE56A                       | 53.2   | 58.8 | 1.0                     | 47.8                           | 1.0  | 19.5  | 77.0  | 0.103   |
| 1N6290   | (+)1.5KE62                        | 55.8   | 68.2 | 1.0                     | 50.2                           | 1.0  | 16.9  | 89.0  | 0.104   |
| 1N6290A  | (+)1.5KE62A                       | 58.9   | 65.1 | 1.0                     | 53.0                           | 1.0  | 17.6  | 85.0  | 0.104   |
| 1N6291   | (+)1.5KE68                        | 61.2   | 74.8 | 1.0                     | 55.1                           | 1.0  | 15.3  | 98.0  | 0.104   |
| 1N6291A  | (+)1.5KE68A                       | 64.6   | 71.4 | 1.0                     | 58.1                           | 1.0  | 16.3  | 92.0  | 0.104   |
| 1N6292   | (+)1.5KE75                        | 67.5   | 82.5 | 1.0                     | 60.7                           | 1.0  | 13.9  | 109   | 0.105   |
| 1N6292A  | (+)1.5KE75A                       | 71.3   | 78.8 | 1.0                     | 64.1                           | 1.0  | 14.6  | 104   | 0.105   |



# 1.5KE6.8 thru 1.5KE540A, 1N6267 thru 1N6303

Vishay General Semiconductor

| <b>ELECTRICAL CHARACTERISTICS</b> ( $T_A = 25\text{ }^\circ\text{C}$ unless otherwise noted) |                                   |  |       |                         |                                |  |   |   |  |
|--|-----------------------------------|--|-------|-------------------------|--------------------------------|--|---|---|--|
| JEDEC TYPE NUMBER  | GENERAL SEMICONDUCTOR PART NUMBER | BREAKDOWN VOLTAGE $V_{BR}$ AT $I_T$ <sup>(1)</sup> (V) |       | TEST CURRENT $I_T$ (mA) | STAND-OFF VOLTAGE $V_{WM}$ (V) | MAXIMUM REVERSE LEAKAGE AT $V_{WM}$ $I_D$ <sup>(4)</sup> ( $\mu\text{A}$ ) | MAXIMUM PEAK PULSE CURRENT $I_{PPM}$ <sup>(2)</sup> (A) | MAXIMUM CLAMPING VOLTAGE AT $I_{PPM}$ $V_C$ (V) | MAXIMUM TEMP. COEFFICIENT OF $V_{BR}$ (%/ $^\circ\text{C}$ ) |
|  |                                   | MIN.   | MAX.  |                         |                                |  |   |   |  |
| 1N6293   | (+)1.5KE82                        | 73.8   | 90.2  | 1.0                     | 66.4                           | 1.0  | 12.7  | 118   | 0.105  |
| 1N6293A  | (+)1.5KE82A                       | 77.9   | 86.1  | 1.0                     | 70.1                           | 1.0  | 13.3  | 113   | 0.105  |
| 1N6294   | (+)1.5KE91                        | 81.9   | 100.0 | 1.0                     | 73.7                           | 1.0  | 11.5  | 131   | 0.106  |
| 1N6294A  | (+)1.5KE91A                       | 86.5   | 95.5  | 1.0                     | 77.8                           | 1.0  | 12.0  | 125   | 0.106  |
| 1N6295   | (+)1.5KE100                       | 90.0   | 110   | 1.0                     | 81.0                           | 1.0  | 10.4  | 144   | 0.106  |
| 1N6295A  | (+)1.5KE100A                      | 95.0   | 105   | 1.0                     | 85.5                           | 1.0  | 10.9  | 137   | 0.106  |
| 1N6296   | (+)1.5KE110                       | 99.0   | 121   | 1.0                     | 89.2                           | 1.0  | 9.5   | 158   | 0.107  |
| 1N6296A  | (+)1.5KE 110A                     | 105  | 116   | 1.0                     | 94.0                           | 1.0  | 9.9   | 152   | 0.107  |
| 1N6297   | (+)1.5KE120                       | 108  | 132   | 1.0                     | 97.2                           | 1.0  | 8.7   | 173   | 0.107  |
| 1N6297A  | (+)1.5KE120A                      | 114  | 126   | 1.0                     | 102                            | 1.0  | 9.1   | 165   | 0.107  |
| 1N6298   | (+)1.5KE130                       | 117  | 143   | 1.0                     | 105                            | 1.0  | 8.0   | 187   | 0.107  |
| 1N6298A  | (+)1.5KE130A                      | 124  | 137   | 1.0                     | 111                            | 1.0  | 8.4   | 179   | 0.107  |
| 1N6299   | (+)1.5KE150                       | 136  | 165   | 1.0                     | 121                            | 1.0  | 7.0   | 215   | 0.108  |
| 1N6299A  | (+)1.5KE150A                      | 143  | 158   | 1.0                     | 128                            | 1.0  | 7.2   | 207   | 0.106  |
| 1N6300   | (+)1.5KE160                       | 144  | 176   | 1.0                     | 130                            | 1.0  | 6.5   | 230   | 0.106  |
| 1N6300A  | (+)1.5KE160A                      | 152  | 168   | 1.0                     | 136                            | 1.0  | 6.8   | 219   | 0.108  |
| 1N6301   | (+)1.5KE170                       | 153  | 187   | 1.0                     | 138                            | 1.0  | 6.1   | 244   | 0.108  |
| 1N6301A  | (+)1.5KE170A                      | 162  | 179   | 1.0                     | 145                            | 1.0  | 6.4   | 234   | 0.108  |
| 1N6302   | 1.5KE180                          | 162  | 198   | 1.0                     | 146                            | 1.0  | 5.8   | 258   | 0.108  |
| 1N6302A  | 1.5KE180A                         | 171  | 189   | 1.0                     | 154                            | 1.0  | 6.1   | 246   | 0.108  |
| 1N6303   | 1.5KE200                          | 180  | 220   | 1.0                     | 162                            | 1.0  | 5.2   | 287   | 0.108  |
| 1N6303A  | 1.5KE200A*                        | 190  | 210   | 1.0                     | 171                            | 1.0  | 5.5   | 274   | 0.108  |
|  | 1.5KE220                          | 198  | 242   | 1.0                     | 175                            | 1.0  | 4.4   | 344   | 0.108  |
|  | 1.5KE220A*                        | 209  | 231   | 1.0                     | 185                            | 1.0  | 4.6   | 328   | 0.108  |
|  | 1.5KE250                          | 225  | 275   | 1.0                     | 202                            | 1.0  | 4.2   | 360   | 0.110  |
|  | 1.5KE250A                         | 237  | 263   | 1.0                     | 214                            | 1.0  | 4.4   | 344   | 0.110  |
|  | 1.5KE300                          | 270  | 330   | 1.0                     | 243                            | 1.0  | 3.5   | 430   | 0.110  |
|  | 1.5KE300A                         | 285  | 315   | 1.0                     | 256                            | 1.0  | 3.6   | 414   | 0.110  |
|  | 1.5KE350                          | 315  | 385   | 1.0                     | 284                            | 1.0  | 3.0   | 504   | 0.110  |
|  | 1.5KE350A                         | 333  | 368   | 1.0                     | 300                            | 1.0  | 3.1   | 482   | 0.110  |
|  | 1.5KE400                          | 360  | 440   | 1.0                     | 324                            | 1.0  | 2.6   | 574   | 0.110  |
|  | 1.5KE400A                         | 380  | 420   | 1.0                     | 342                            | 1.0  | 2.7   | 548   | 0.110  |
|  | 1.5KE440                          | 396  | 484   | 1.0                     | 356                            | 1.0  | 2.4   | 631   | 0.110  |
|  | 1.5KE440A                         | 418  | 462   | 1.0                     | 376                            | 1.0  | 2.5   | 602   | 0.110  |
|  | 1.5KE480                          | 432  | 528   | 1.0                     | 389                            | 1.0  | 2.19  | 686   | 0.110  |
|  | 1.5KE480A                         | 456  | 504   | 1.0                     | 408                            | 1.0  | 2.28  | 658   | 0.110  |
|  | 1.5KE510                          | 459  | 561   | 1.0                     | 413                            | 1.0  | 2.06  | 729   | 0.110  |
|  | 1.5KE510A                         | 485  | 535   | 1.0                     | 434                            | 1.0  | 2.15  | 698   | 0.110  |
|  | 1.5KE540                          | 486  | 594   | 1.0                     | 437                            | 1.0  | 1.94  | 772   | 0.110  |
|  | 1.5KE540A                         | 513  | 567   | 1.0                     | 459                            | 1.0  | 2.03  | 740   | 0.110  |

**Notes:**

- (1) Pulse test:  $t_p \leq 50\text{ ms}$
- (2) Surge current waveform per Fig. 3 and derate per Fig. 2
- (3) All terms and symbols are consistent with ANSI/IEEE CA62.35
- (4) For bi-directional types with  $V_R$  10 V and less the  $I_D$  limit is doubled
- \* Bi-directional versions are UL approved under component across the line protection, ULV1414 file number E108274 (1.5KE200CA, 1.5KE220CA)
- (+) Underwriters laboratory recognition for the classification of protectors (QVQG2) under the UL standard for safety 497B and file number E136766 for both uni-directional and bi-directional devices

| THERMAL CHARACTERISTICS ( $T_A = 25\text{ }^\circ\text{C}$ unless otherwise noted) |                 |       |                    |
|--|-----------------|-------|--------------------|
| PARAMETER  | SYMBOL          | VALUE | UNIT               |
| Typical thermal resistance, junction to ambient                                    | $R_{\theta JA}$ | 75    | $^\circ\text{C/W}$ |
| Typical thermal resistance, junction to lead                                       | $R_{\theta JL}$ | 15.4  |                    |

| ORDERING INFORMATION (Example) |                 |                        |               |                                  |
|--------------------------------|-----------------|------------------------|---------------|----------------------------------|
| PREFERRED P/N                  | UNIT WEIGHT (g) | PREFERRED PACKAGE CODE | BASE QUANTITY | DELIVERY MODE                    |
| 1.5KE6.8A-E3/54                | 0.968           | 54                     | 1400          | 13" diameter paper tape and reel |
| 1.5KE6.8AHE3/54 <sup>(1)</sup> | 0.968           | 54                     | 1400          | 13" diameter paper tape and reel |

**Note:**

(1) Automotive grade AEC-Q101 qualified

### RATINGS AND CHARACTERISTICS CURVES

( $T_A = 25\text{ }^\circ\text{C}$  unless otherwise noted)



Figure 1. Peak Pulse Power Rating Curve



Figure 3. Pulse Waveform



Figure 2. Pulse Power or Current vs. Initial Junction Temperature



Figure 4. Typical Junction Capacitance

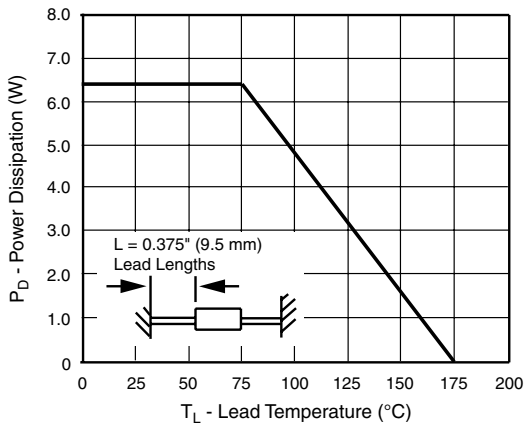


Figure 5. Power Derating Curve



Figure 8. Incremental Clamping Voltage Curve (Uni-Directional)

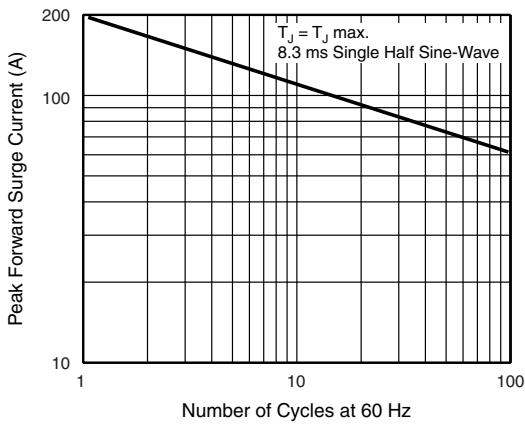


Figure 6. Maximum Non-Repetitive Forward Surge Current Uni-Directional only



Figure 9. Incremental Clamping Voltage Curve (Bi-directional)

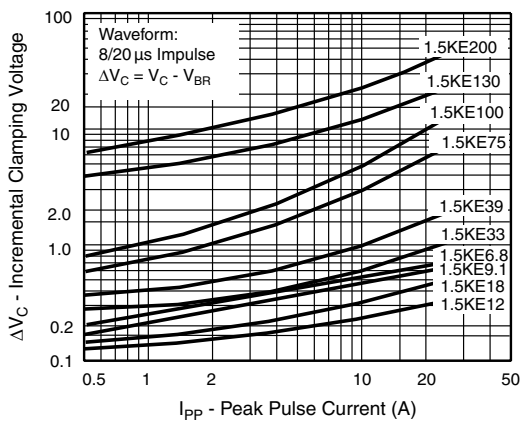


Figure 7. Incremental Clamping Voltage Curve (Uni-Directional)

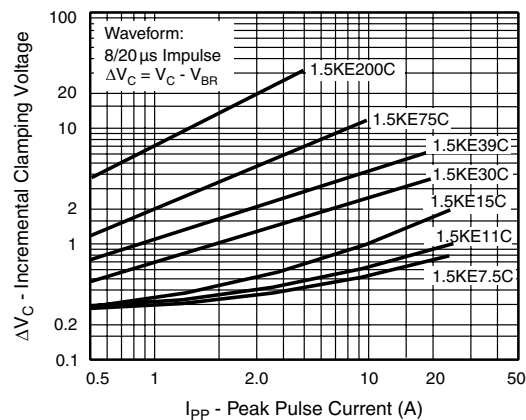


Figure 10. Incremental Clamping Voltage Curve (Bi-Directional)



Figure 11. Instantaneous Forward Voltage Characteristics Curve



Figure 12. Typical Transient Thermal Impedance

### PACKAGE OUTLINE DIMENSIONS in inches (millimeters)



### APPLICATION NOTES

- This series of Silicon Transient Suppressors is used in applications where large voltage transients can permanently damage voltage-sensitive components.
- The TVS diode can be used in applications where induced lightning on rural or remote transmission lines presents a hazard to electronic circuitry (ref: R.E.A. specification P.E. 60).
- This Transient Voltage Suppressor diode has a pulse power rating of 1500 W for 1 ms. The response time of TVS diode clamping action is effectively instantaneous ( $1 \times 10^{-9}$  s bi-directional); therefore, they can protect integrated circuits, MOS devices, hybrids, and other voltage sensitive semiconductors and components. TVS diodes can also be used in series or parallel to increase the peak power ratings.



## Disclaimer

All product specifications and data are subject to change without notice.

Vishay Intertechnology, Inc., its affiliates, agents, and employees, and all persons acting on its or their behalf (collectively, "Vishay"), disclaim any and all liability for any errors, inaccuracies or incompleteness contained herein or in any other disclosure relating to any product.

Vishay disclaims any and all liability arising out of the use or application of any product described herein or of any information provided herein to the maximum extent permitted by law. The product specifications do not expand or otherwise modify Vishay's terms and conditions of purchase, including but not limited to the warranty expressed therein, which apply to these products.

No license, express or implied, by estoppel or otherwise, to any intellectual property rights is granted by this document or by any conduct of Vishay.

The products shown herein are not designed for use in medical, life-saving, or life-sustaining applications unless otherwise expressly indicated. Customers using or selling Vishay products not expressly indicated for use in such applications do so entirely at their own risk and agree to fully indemnify Vishay for any damages arising or resulting from such use or sale. Please contact authorized Vishay personnel to obtain written terms and conditions regarding products designed for such applications.

Product names and markings noted herein may be trademarks of their respective owners.



Компания «ЭлектроПласт» предлагает заключение долгосрочных отношений при поставках импортных электронных компонентов на взаимовыгодных условиях!

Наши преимущества:

- Оперативные поставки широкого спектра электронных компонентов отечественного и импортного производства напрямую от производителей и с крупнейших мировых складов;
- Поставка более 17-ти миллионов наименований электронных компонентов;
- Поставка сложных, дефицитных, либо снятых с производства позиций;
- Оперативные сроки поставки под заказ (от 5 рабочих дней);
- Экспресс доставка в любую точку России;
- Техническая поддержка проекта, помощь в подборе аналогов, поставка прототипов;
- Система менеджмента качества сертифицирована по Международному стандарту ISO 9001;
- Лицензия ФСБ на осуществление работ с использованием сведений, составляющих государственную тайну;
- Поставка специализированных компонентов (Xilinx, Altera, Analog Devices, Intersil, Interpoint, Microsemi, Aeroflex, Peregrine, Syfer, Eurofarad, Texas Instrument, Miteq, Cobham, E2V, MA-COM, Hittite, Mini-Circuits, General Dynamics и др.);

Помимо этого, одним из направлений компании «ЭлектроПласт» является направление «Источники питания». Мы предлагаем Вам помощь Конструкторского отдела:

- Подбор оптимального решения, техническое обоснование при выборе компонента;
- Подбор аналогов;
- Консультации по применению компонента;
- Поставка образцов и прототипов;
- Техническая поддержка проекта;
- Защита от снятия компонента с производства.



#### Как с нами связаться

**Телефон:** 8 (812) 309 58 32 (многоканальный)

**Факс:** 8 (812) 320-02-42

**Электронная почта:** [org@eplast1.ru](mailto:org@eplast1.ru)

**Адрес:** 198099, г. Санкт-Петербург, ул. Калинина, дом 2, корпус 4, литера А.