



# 306/316/356 SERIES



## Card Edge Connector 0.156" (3.96mm) Pitch



### FEATURES:

- .156" (3.96mm) Contact Spacing with Single Centreline Row
- Accepts .062" (1.57mm) Nominal Thickness P.C. Board
- Low Profile Insulator Body, .460" (11.68mm)
- Contact Termination Options include P.C. Tail & Wire Hole
- Large Variety of Mounting Options
- Accepts between Contact and In-Contact Polarizing Keys
- Pre-assembled Card Guides are available
- RoHS Compliant & UL Recognize

### Specifications:

|                              |  |
|------------------------------|--|
| Insulator Material           | UL 94V-0 Thermoplastic Polyester   |
| Contact Material             | Copper Alloy   |
| Contact Plating              | Gold Plating on mating area and Tin Plating on tails with Nickel underplating all over |
| Current Rating               | 5 Amperes  |
| Contact Resistance           | 10 milliohms maximum   |
| Dielectric Withstand Voltage | 1800 VAC rms at sea level between adjacent contacts                                    |
| Insulation Resistance        | 5000 Megohms minimum   |
| Operating Temperature        | -40°C to +105°C  |
| Insertion Force              | 16oz (4.45N) maximum per contact pair when tested with .070" (1.78mm) thick gauge      |
| Withdrawal Force             | 1oz (0.28N) minimum per contact pair when tested with .054" (1.37mm) thick gauge       |

Example Part Number: **306-022-521-178**

Series \_\_\_\_\_

Total Number of Contacts \_\_\_\_\_

Contact Code \_\_\_\_\_

Mounting Options \_\_\_\_\_

| Series: | Insulator Color | Card Slot Length                    |
|---------|-----------------|-------------------------------------|
| 306     | Green           | Standard Length per MIL-C-21097     |
| 316     | Green           | .020"(0.51mm) Shorter than Standard |
| 356     | Black           | Standard Length per MIL-C-21097     |

### Ordering Code Notes:

- 1) All connector sizes up to 43 contacts dual row are available upon request.
- 2) For contacts with overall tin plating, change the first digit of the contact code from 5 to 4.
- 3) 5) For details of the mounting options refer to next pages.

**Total Number of Contacts:**  
006, 007, . . . . 043

**Contact Rows**  
Centre Row

| Contact Code | Description & Tail Size             | Tail Length "G" |
|--------------|-------------------------------------|-----------------|
| 500          | Wire Hole .087 x .015 (2.21 x 0.38) | .282 (7.16)     |
| 520          | P.C. Tail .046 x .015 (1.17 x 0.38) | .213 (5.41)     |
| 521          | P.C. Tail .037 x .015 (0.94 x 0.38) | .125 (3.18)     |

IN-CONTACT  
POLARIZING KEY  
P/N 338-240-328

BETWEEN CONTACT  
POLARIZING KEY  
P/N 306-240-318



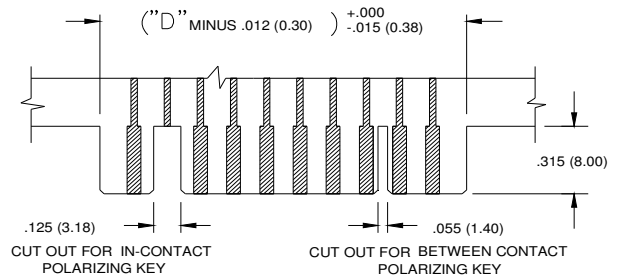
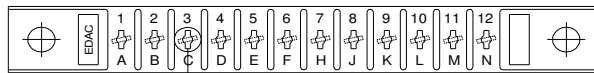
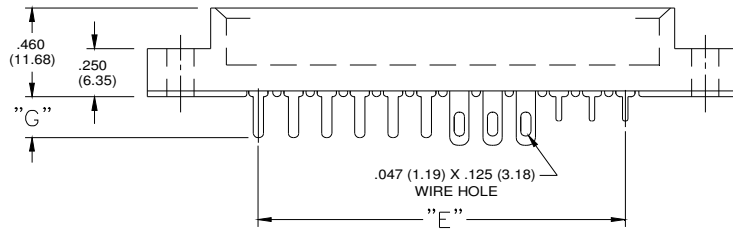
### Mounting Options:

| Mounting Options: | Description                            |
|-------------------|--|
| 101               | No Mounting Lug                        |
| 102               | Ø.128" (Ø3.25mm) Mounting Holes        |
| 103               | Ø.116" (Ø2.95mm) I.D. Floating Eyelets |
| 104               | Ø.156" (Ø3.96mm) Mounting Holes        |
| 107               | M3-0.5 Metric Threaded Inserts         |
| 108               | #4-40 Unified Threaded Inserts         |
| 112               | Ø.128" (Ø3.25mm) Side Mounting Holes   |
| 158               | .468" (11.89mm) Offset Card Guides     |
| 168               | .344 (8.74) Offset Card Guides         |
| 178               | In-Line Card Guides                    |



SECTION THROUGH CONTACT POSITION

IN-CONTACT POLARIZING KEY  
P/N 338-240-328



CONNECTOR MOUNTING PATTERN

RECOMMENDED DAUGHTER BOARD

.050 (1.27) DIA +.004 (0.10) /-.000 FOR CODE 520 P.C. TAIL  
.041 (1.04) DIA +.004 (0.10) /-.000 FOR CODE 521 P.C. TAIL  
⌀ .008 (0.20) DIA

| NUMBER OF CONTACTS | "A"   |        | "B"   |        | "C"   |        | "D"     |        |       |        | "E"   |        |
|--------------------|-------|--------|-------|--------|-------|--------|---------|--------|-------|--------|-------|--------|
|                    | inch  | mm     | inch  | mm     | inch  | mm     | 306,356 |        | 316   |        | inch  | mm     |
| Single             |       |        |       |        |       |        | inch    | mm     | inch  | mm     | inch  | mm     |
| 6                  | 1.842 | 46.79  | 1.532 | 38.91  | 1.246 | 31.65  | 1.100   | 27.94  | 1.080 | 27.43  | 0.780 | 19.81  |
| 8                  | 2.154 | 54.71  | 1.844 | 46.84  | 1.558 | 39.57  | 1.412   | 35.86  | 1.392 | 35.36  | 1.092 | 27.74  |
| 10                 | 2.466 | 62.64  | 2.156 | 54.76  | 1.87  | 47.50  | 1.724   | 43.79  | 1.704 | 43.28  | 1.404 | 35.66  |
| 12                 | 2.778 | 70.56  | 2.468 | 62.69  | 2.182 | 55.42  | 2.036   | 51.71  | 2.016 | 51.21  | 1.716 | 43.59  |
| 15                 | 3.246 | 82.45  | 2.936 | 74.57  | 2.65  | 67.31  | 2.504   | 63.60  | 2.484 | 63.09  | 2.184 | 55.47  |
| 18                 | 3.714 | 94.34  | 3.404 | 86.46  | 3.118 | 79.20  | 2.972   | 75.49  | 2.952 | 74.98  | 2.652 | 67.36  |
| 22                 | 4.338 | 110.19 | 4.028 | 102.31 | 3.742 | 95.05  | 3.596   | 91.34  | 3.576 | 90.83  | 3.276 | 83.21  |
| 25                 | 4.806 | 122.07 | 4.496 | 114.20 | 4.21  | 106.93 | 4.064   | 103.23 | 4.044 | 102.72 | 3.744 | 95.10  |
| 28                 | 5.274 | 133.96 | 4.964 | 126.09 | 4.678 | 118.82 | 4.532   | 115.11 | 4.512 | 114.60 | 4.212 | 106.98 |
| 30                 | 5.586 | 141.88 | 5.276 | 134.01 | 4.99  | 126.75 | 4.844   | 123.04 | 4.824 | 122.53 | 4.524 | 114.91 |
| 36                 | 6.522 | 165.66 | 6.212 | 157.78 | 5.926 | 150.52 | 5.780   | 146.81 | 5.760 | 146.30 | 5.460 | 138.68 |
| 40                 | 7.146 | 181.51 | 6.836 | 173.63 | 6.55  | 166.37 | 6.404   | 162.66 | 6.384 | 162.15 | 6.084 | 154.53 |
| 43                 | 7.614 | 193.40 | 7.304 | 185.52 | 7.018 | 178.26 | 6.872   | 174.55 | 6.852 | 174.04 | 6.552 | 166.42 |



MOUNTING OPTION  
CODE x101  
(NO MOUNTING LUGS)



MOUNTING OPTION  
CODE x103  
(FLOATING EYELETS)



MOUNTING OPTION  
CODES x102 AND x104  
(THROUGH MOUNTING HOLES)



MOUNTING OPTION  
CODES x107 & x108  
(THREADED INSERTS)



MOUNTING OPTION  
CODE x178  
(IN-LINE CARD GUIDE)



MOUNTING OPTION  
CODES x158 & x168  
(OFFSET CARD GUIDES)

| CODE X102 AND X104- THROUGH MTG. HOLES |                |             | CODES X158 AND X168<br>OFFSET CARD GUIDES |              |              |
|--|----------------|-------------|---|--------------|--------------|
|  | CODE X102      | CODE X104   |   | CODE X158    | CODE X168    |
| "A" DIA.                               | 0.128(3.25)    | 0.156(3.96) | "A"                                       | 0.468(11.89) | 0.344(8.74)  |
| CODE X107 AND X108- THREADED INSERTS   |                |             | "B"                                       | 2.755(69.98) | 2.505(63.63) |
|  | CODE X107      | CODE X108   | "C"                                       | 0.125(3.18)  | 0.060(1.52)  |
| INSERT                                 | M3-0.5(METRIC) | #4-40 UNC   | "D"                                       | 0.423(10.74) | 0.242(6.15)  |



Компания «ЭлектроПласт» предлагает заключение долгосрочных отношений при поставках импортных электронных компонентов на взаимовыгодных условиях!

Наши преимущества:

- Оперативные поставки широкого спектра электронных компонентов отечественного и импортного производства напрямую от производителей и с крупнейших мировых складов;
- Поставка более 17-ти миллионов наименований электронных компонентов;
- Поставка сложных, дефицитных, либо снятых с производства позиций;
- Оперативные сроки поставки под заказ (от 5 рабочих дней);
- Экспресс доставка в любую точку России;
- Техническая поддержка проекта, помощь в подборе аналогов, поставка прототипов;
- Система менеджмента качества сертифицирована по Международному стандарту ISO 9001;
- Лицензия ФСБ на осуществление работ с использованием сведений, составляющих государственную тайну;
- Поставка специализированных компонентов (Xilinx, Altera, Analog Devices, Intersil, Interpoint, Microsemi, Aeroflex, Peregrine, Syfer, Eurofarad, Texas Instrument, Miteq, Cobham, E2V, MA-COM, Hittite, Mini-Circuits, General Dynamics и др.);

Помимо этого, одним из направлений компании «ЭлектроПласт» является направление «Источники питания». Мы предлагаем Вам помощь Конструкторского отдела:

- Подбор оптимального решения, техническое обоснование при выборе компонента;
- Подбор аналогов;
- Консультации по применению компонента;
- Поставка образцов и прототипов;
- Техническая поддержка проекта;
- Защита от снятия компонента с производства.



#### Как с нами связаться

**Телефон:** 8 (812) 309 58 32 (многоканальный)

**Факс:** 8 (812) 320-02-42

**Электронная почта:** [org@eplast1.ru](mailto:org@eplast1.ru)

**Адрес:** 198099, г. Санкт-Петербург, ул. Калинина, дом 2, корпус 4, литера А.