



306/316/356 SERIES



Card Edge Connector 0.156" (3.96mm) Pitch



FEATURES:

- .156" (3.96mm) Contact Spacing with Single Centreline Row
- Accepts .062" (1.57mm) Nominal Thickness P.C. Board
- Low Profile Insulator Body, .460" (11.68mm)
- Contact Termination Options include P.C. Tail & Wire Hole
- Large Variety of Mounting Options
- Accepts between Contact and In-Contact Polarizing Keys
- Pre-assembled Card Guides are available
- RoHS Compliant & UL Recognize

Specifications:

| | |
|------------------------------|--|
| Insulator Material | UL 94V-0 Thermoplastic Polyester |
| Contact Material | Copper Alloy |
| Contact Plating | Gold Plating on mating area and Tin Plating on tails with Nickel underplating all over |
| Current Rating | 5 Amperes |
| Contact Resistance | 10 milliohms maximum |
| Dielectric Withstand Voltage | 1800 VAC rms at sea level between adjacent contacts |
| Insulation Resistance | 5000 Megohms minimum |
| Operating Temperature | -40°C to +105°C |
| Insertion Force | 16oz (4.45N) maximum per contact pair when tested with .070" (1.78mm) thick gauge |
| Withdrawal Force | 1oz (0.28N) minimum per contact pair when tested with .054" (1.37mm) thick gauge |

Example Part Number: **306-022-521-178**

Series _____

Total Number of Contacts _____

Contact Code _____

Mounting Options _____

| Series: | Insulator Color | Card Slot Length |
|---------|-----------------|-------------------------------------|
| 306 | Green | Standard Length per MIL-C-21097 |
| 316 | Green | .020"(0.51mm) Shorter than Standard |
| 356 | Black | Standard Length per MIL-C-21097 |

Ordering Code Notes:

- 1) All connector sizes up to 43 contacts dual row are available upon request.
- 2) For contacts with overall tin plating, change the first digit of the contact code from 5 to 4.
- 3) 5) For details of the mounting options refer to next pages.

Total Number of Contacts:
006, 007, 043

Contact Rows
Centre Row

| Contact Code | Description & Tail Size | Tail Length "G" |
|--------------|-------------------------------------|-----------------|
| 500 | Wire Hole .087 x .015 (2.21 x 0.38) | .282 (7.16) |
| 520 | P.C. Tail .046 x .015 (1.17 x 0.38) | .213 (5.41) |
| 521 | P.C. Tail .037 x .015 (0.94 x 0.38) | .125 (3.18) |

IN-CONTACT
POLARIZING KEY
P/N 338-240-328

BETWEEN CONTACT
POLARIZING KEY
P/N 306-240-318



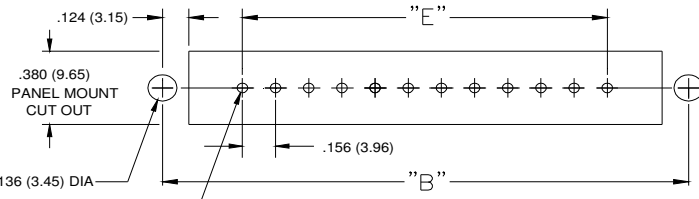
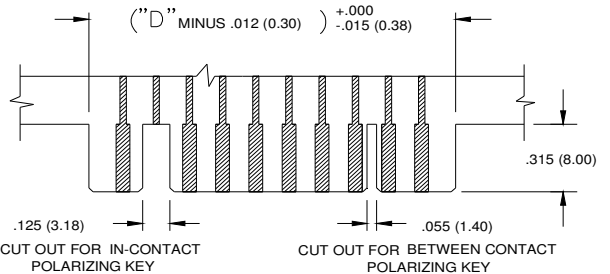
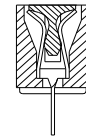
Mounting Options:

| Mounting Options: | Description |
|-------------------|--|
| 101 | No Mounting Lug |
| 102 | Ø.128" (Ø3.25mm) Mounting Holes |
| 103 | Ø.116" (Ø2.95mm) I.D. Floating Eyelets |
| 104 | Ø.156" (Ø3.96mm) Mounting Holes |
| 107 | M3-0.5 Metric Threaded Inserts |
| 108 | #4-40 Unified Threaded Inserts |
| 112 | Ø.128" (Ø3.25mm) Side Mounting Holes |
| 158 | .468" (11.89mm) Offset Card Guides |
| 168 | .344 (8.74) Offset Card Guides |
| 178 | In-Line Card Guides |



SECTION THROUGH CONTACT POSITION

IN-CONTACT POLARIZING KEY
P/N 338-240-328



CONNECTOR MOUNTING PATTERN

RECOMMENDED DAUGHTER BOARD

.050 (1.27) DIA +.004 (0.10) /-.000 FOR CODE 520 P.C. TAIL
.041 (1.04) DIA +.004 (0.10) /-.000 FOR CODE 521 P.C. TAIL
⌀ .008 (0.20) DIA

| NUMBER OF CONTACTS | "A" | | "B" | | "C" | | "D" | | | | "E" | |
|--------------------|-------|--------|-------|--------|-------|--------|---------|--------|-------|--------|-------|--------|
| | inch | mm | inch | mm | inch | mm | 306,356 | | 316 | | inch | mm |
| Single | | | | | | | inch | mm | inch | mm | inch | mm |
| 6 | 1.842 | 46.79 | 1.532 | 38.91 | 1.246 | 31.65 | 1.100 | 27.94 | 1.080 | 27.43 | 0.780 | 19.81 |
| 8 | 2.154 | 54.71 | 1.844 | 46.84 | 1.558 | 39.57 | 1.412 | 35.86 | 1.392 | 35.36 | 1.092 | 27.74 |
| 10 | 2.466 | 62.64 | 2.156 | 54.76 | 1.87 | 47.50 | 1.724 | 43.79 | 1.704 | 43.28 | 1.404 | 35.66 |
| 12 | 2.778 | 70.56 | 2.468 | 62.69 | 2.182 | 55.42 | 2.036 | 51.71 | 2.016 | 51.21 | 1.716 | 43.59 |
| 15 | 3.246 | 82.45 | 2.936 | 74.57 | 2.65 | 67.31 | 2.504 | 63.60 | 2.484 | 63.09 | 2.184 | 55.47 |
| 18 | 3.714 | 94.34 | 3.404 | 86.46 | 3.118 | 79.20 | 2.972 | 75.49 | 2.952 | 74.98 | 2.652 | 67.36 |
| 22 | 4.338 | 110.19 | 4.028 | 102.31 | 3.742 | 95.05 | 3.596 | 91.34 | 3.576 | 90.83 | 3.276 | 83.21 |
| 25 | 4.806 | 122.07 | 4.496 | 114.20 | 4.21 | 106.93 | 4.064 | 103.23 | 4.044 | 102.72 | 3.744 | 95.10 |
| 28 | 5.274 | 133.96 | 4.964 | 126.09 | 4.678 | 118.82 | 4.532 | 115.11 | 4.512 | 114.60 | 4.212 | 106.98 |
| 30 | 5.586 | 141.88 | 5.276 | 134.01 | 4.99 | 126.75 | 4.844 | 123.04 | 4.824 | 122.53 | 4.524 | 114.91 |
| 36 | 6.522 | 165.66 | 6.212 | 157.78 | 5.926 | 150.52 | 5.780 | 146.81 | 5.760 | 146.30 | 5.460 | 138.68 |
| 40 | 7.146 | 181.51 | 6.836 | 173.63 | 6.55 | 166.37 | 6.404 | 162.66 | 6.384 | 162.15 | 6.084 | 154.53 |
| 43 | 7.614 | 193.40 | 7.304 | 185.52 | 7.018 | 178.26 | 6.872 | 174.55 | 6.852 | 174.04 | 6.552 | 166.42 |



MOUNTING OPTION
CODE x101
(NO MOUNTING LUGS)



MOUNTING OPTION
CODE x103
(FLOATING EYELETS)



MOUNTING OPTION
CODES x102 AND x104
(THROUGH MOUNTING HOLES)



MOUNTING OPTION
CODES x107 & x108
(THREADED INSERTS)



MOUNTING OPTION
CODE x178
(IN-LINE CARD GUIDE)



MOUNTING OPTION
CODES x158 & x168
(OFFSET CARD GUIDES)

| CODE X102 AND X104- THROUGH MTG. HOLES | | | CODES X158 AND X168 OFFSET CARD GUIDES | | |
|--|----------------|-------------|---|--------------|--------------|
| | CODE X102 | CODE X104 | | CODE X158 | CODE X168 |
| "A" DIA. | 0.128(3.25) | 0.156(3.96) | "A" | 0.468(11.89) | 0.344(8.74) |
| CODE X107 AND X108- THREADED INSERTS | | | "B" | 2.755(69.98) | 2.505(63.63) |
| | CODE X107 | CODE X108 | "C" | 0.125(3.18) | 0.060(1.52) |
| INSERT | M3-0.5(METRIC) | #4-40 UNC | "D" | 0.423(10.74) | 0.242(6.15) |



Компания «ЭлектроПласт» предлагает заключение долгосрочных отношений при поставках импортных электронных компонентов на взаимовыгодных условиях!

Наши преимущества:

- Оперативные поставки широкого спектра электронных компонентов отечественного и импортного производства напрямую от производителей и с крупнейших мировых складов;
- Поставка более 17-ти миллионов наименований электронных компонентов;
- Поставка сложных, дефицитных, либо снятых с производства позиций;
- Оперативные сроки поставки под заказ (от 5 рабочих дней);
- Экспресс доставка в любую точку России;
- Техническая поддержка проекта, помощь в подборе аналогов, поставка прототипов;
- Система менеджмента качества сертифицирована по Международному стандарту ISO 9001;
- Лицензия ФСБ на осуществление работ с использованием сведений, составляющих государственную тайну;
- Поставка специализированных компонентов (Xilinx, Altera, Analog Devices, Intersil, Interpoint, Microsemi, Aeroflex, Peregrine, Syfer, Eurofarad, Texas Instrument, Miteq, Cobham, E2V, MA-COM, Hittite, Mini-Circuits, General Dynamics и др.);

Помимо этого, одним из направлений компании «ЭлектроПласт» является направление «Источники питания». Мы предлагаем Вам помощь Конструкторского отдела:

- Подбор оптимального решения, техническое обоснование при выборе компонента;
- Подбор аналогов;
- Консультации по применению компонента;
- Поставка образцов и прототипов;
- Техническая поддержка проекта;
- Защита от снятия компонента с производства.



Как с нами связаться

Телефон: 8 (812) 309 58 32 (многоканальный)

Факс: 8 (812) 320-02-42

Электронная почта: org@eplast1.ru

Адрес: 198099, г. Санкт-Петербург, ул. Калинина, дом 2, корпус 4, литера А.