

# S5U1C17705T1100 (SVT17705)

**EPSON**  
EXCEED YOUR VISION

## Software eValuation Tool for S1C17705



- STN LCD panel (display size: 64 segments x 64 common B/W)
- Infrared LED/detecting unit
- Key input circuit (two keys available)
- Reset switch
- Extended interface connectors (P, UART, SPI and I2C ports)
- Various built-in sensors (temperature/humidity/luminance)
- ICD board connector

### ■ DESCRIPTION

The S5U1C17705T1100 (hereafter referred to as SVT17705) is a software evaluation board for the S1C17705 MCU made by Seiko Epson.

The SVT17705 consists of a CPU board and an ICD board connected for software debugging, eliminating the need to connect a separate ICD debugging tool.

It also incorporates serial expansion ports to let users connect their own expansion boards.

### ■ FEATURES

#### ● CPU board

CPU	S1C17705
Input power voltage	+3.3 V DC (supplied through the ICD interface or by a CR2032 button cell)
CPU input clock	OSC1: 32.768 kHz OSC3: 8 MHz
On-board functions/devices	- STN LCD panel (display size: 64 segments x 64 common B/W) - Reset switch - Expansion interface connectors (P, UART, I2C, SPI) - ICD board connector - Various built-in sensors (temperature/humidity/luminance) - Key input (2 keys) - Rotary encoder - Infrared emitter/photo-receiver module

#### ● ICD board

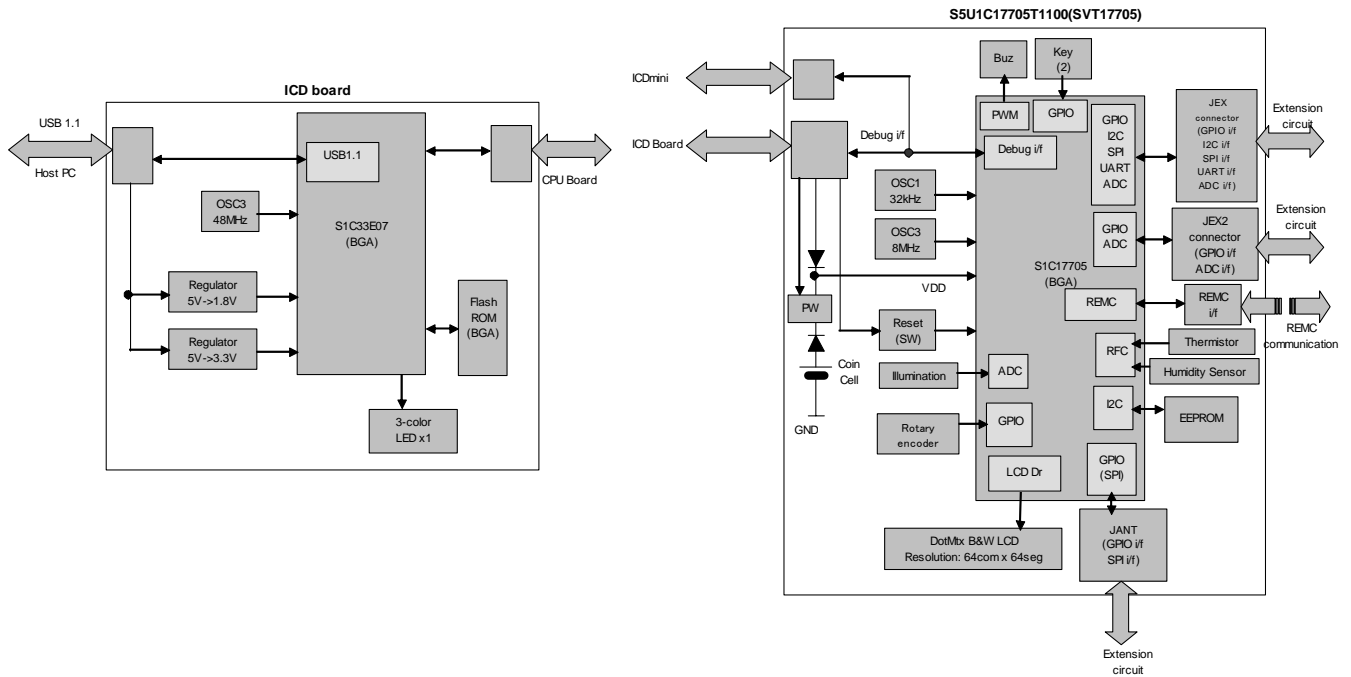
CPU interface	USB 1.1
Power voltage	USB bus power (On-board regulator output voltage: +3.3 V)
On-board functions/devices	- Status indicator LED - Reset switch - CPU board connector

### ■ SAMPLE PROGRAMS ON USERS' SITE


Oscillator	SPI Master Mode
I/O Ports	SPI Slave Mode
16-bit Timer	I <sup>2</sup> C Communications
8-bit Timer	REMC Transmission
PWM & Capture Timer	REMC Reception
8-bit OSC1 Timer	LCD Driver
Clock Timer	Supply Voltage Detector
Stopwatch Timer	Watchdog Timer
UART	Sleep/Halt
Command Example of measuring power consumption	

# S5U1C17705T1100 (SVT17705)

## ■ BLOCK DIAGRAM



## ■ CONNECTION DIAGRAM



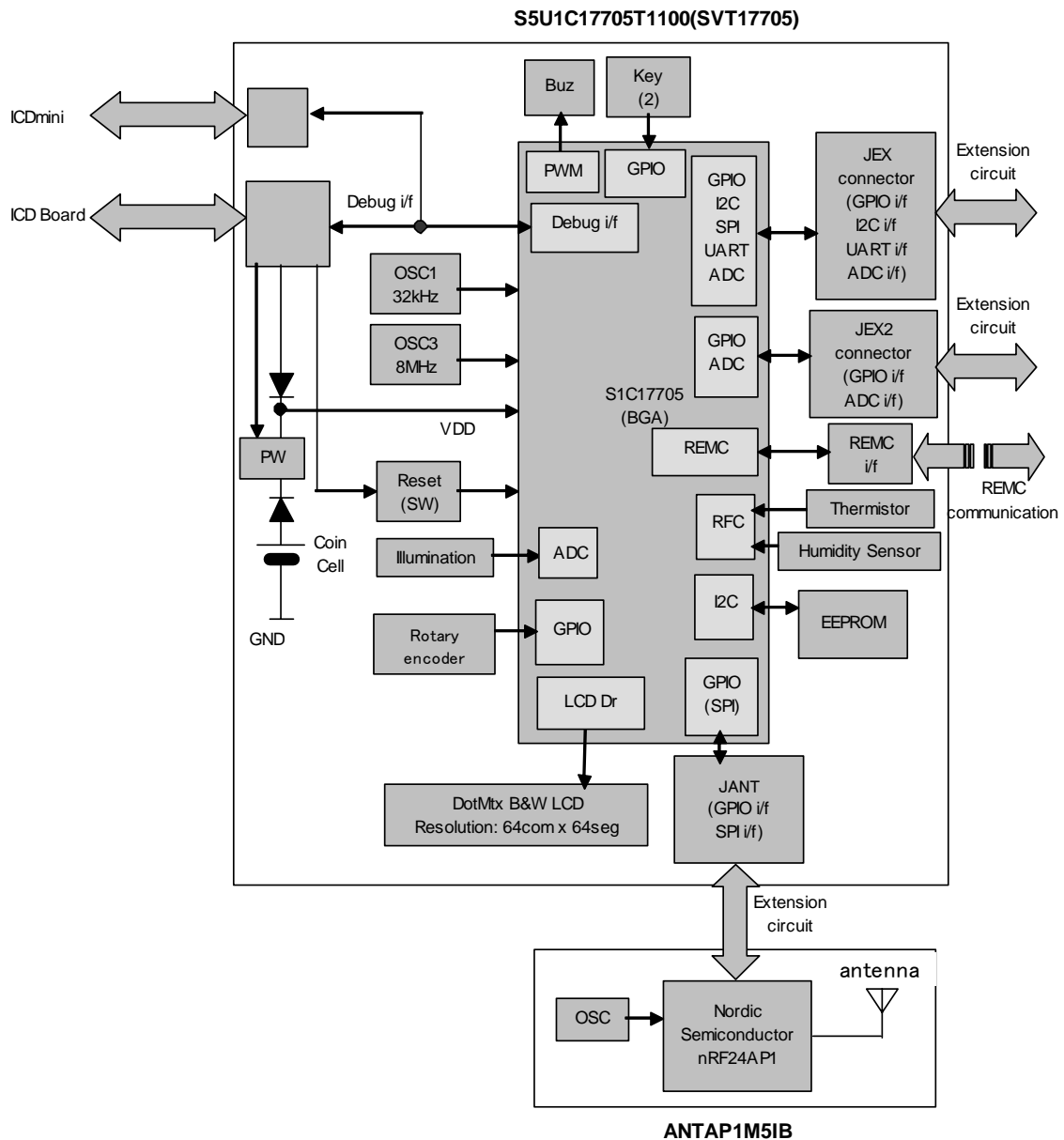
# S5U1C17705T1100 (SVT17705)

## CONNECTION TO THE ANT MODULE

ANT is the leading ultra-low power wireless solution available and when combined with the S1C17 MCU, it enables rapid development of state of the art products. The connection of SVT17705 to the Ant module is outlined below.

## BLOCK DIAGRAM OF SVT17705 CONNECTED TO THE ANT MODULE

ANTAP1M5IB is a board contained in the ANT development kit and ANT DK3 of the Dynastream Innovations Inc.




# S5U1C17705T1100 (SVT17705)

## ■ PHOTOGRAPHS OF BOARDS

S5U1C17705T1100(SVT17705)

ANTAP1M5IB



## ■ APPLICATION NOTE USING THE ANT MODULE

Application note is planned. A variety of application examples of data transfer using the Ant module will be introduced, such as for luminance, temperature, and humidity measurements.

## ■ FEATURES OF ANT MODULE

Protocol for wireless telecommunications in 2.4GHz band. The size is small and low power consumption is a feature compared with another protocol.

## ■ FOR INQUIRIES ON ANT MODULE

Nordic Semiconductor: <http://www.nordicsemi.no/> (Japan)

Nu Horizons Electronics: <http://www.nuhorizons.com/> (Global, Europe full coverage, North & South America, Asia Pacific)

Rutronik: <http://www.rutronik.com/index.php?id=33%20for%20locations> (Europe full coverage)

Maaqtechnic Datwyler Electronics: <http://www.maaqtechnic.ch/1050.asp> (Netherlands, Switzerland)

Celere Electronic Components: <http://www.clere.com/contact.html> (UK coverage)

RF Design: <http://www.rfdesign.co.za/> (South Africa)

\*Dynastream Innovations: <http://www.dynastream.com/home/> (About ANT)

### NOTICE:

No part of this material may be reproduced or duplicated in any form or by any means without the written permission of Seiko Epson. Seiko Epson reserves the right to make changes to this material without notice. Seiko Epson does not assume any liability of any kind arising out of any inaccuracies contained in this material or due to its application or use in any product or circuit and, further, there is no representation that this material is applicable to products requiring high level reliability, such as, medical products. Moreover, no license to any intellectual property rights is granted by implication or otherwise, and there is no representation or warranty that anything made in accordance with this material will be free from any patent or copyright infringement of a third party. This material or portions thereof may contain technology or the subject relating to strategic products under the control of the Foreign Exchange and Foreign Trade Law of Japan and may require an export license from the Ministry of Economy, Trade and Industry or other approval from another government agency.

©Seiko Epson Corporation 2009, All rights reserved.

## SEIKO EPSON CORPORATION

SEMICONDUCTOR OPERATIONS DIVISION

■ EPSON Electronic devices Website

[http://www.epson.jp/device/semicon\\_e/](http://www.epson.jp/device/semicon_e/)

IC Sales Department

IC International Sales Group

421-8 Hino, Hino-shi, Tokyo 191-8501, JAPAN

Phone: 042-587-5814 FAX: 042-587-5117

Document code: 411709500

First issue Mar, 2009

# Mouser Electronics

Authorized Distributor

Click to View Pricing, Inventory, Delivery & Lifecycle Information:

Epson:

[S5U1C17705T1100](#)



Компания «ЭлектроПласт» предлагает заключение долгосрочных отношений при поставках импортных электронных компонентов на взаимовыгодных условиях!

Наши преимущества:

- Оперативные поставки широкого спектра электронных компонентов отечественного и импортного производства напрямую от производителей и с крупнейших мировых складов;
- Поставка более 17-ти миллионов наименований электронных компонентов;
- Поставка сложных, дефицитных, либо снятых с производства позиций;
- Оперативные сроки поставки под заказ (от 5 рабочих дней);
- Экспресс доставка в любую точку России;
- Техническая поддержка проекта, помощь в подборе аналогов, поставка прототипов;
- Система менеджмента качества сертифицирована по Международному стандарту ISO 9001;
- Лицензия ФСБ на осуществление работ с использованием сведений, составляющих государственную тайну;
- Поставка специализированных компонентов (Xilinx, Altera, Analog Devices, Intersil, Interpoint, Microsemi, Aeroflex, Peregrine, Syfer, Eurofarad, Texas Instrument, Miteq, Cobham, E2V, MA-COM, Hittite, Mini-Circuits, General Dynamics и др.);

Помимо этого, одним из направлений компании «ЭлектроПласт» является направление «Источники питания». Мы предлагаем Вам помощь Конструкторского отдела:

- Подбор оптимального решения, техническое обоснование при выборе компонента;
- Подбор аналогов;
- Консультации по применению компонента;
- Поставка образцов и прототипов;
- Техническая поддержка проекта;
- Защита от снятия компонента с производства.



#### Как с нами связаться

**Телефон:** 8 (812) 309 58 32 (многоканальный)

**Факс:** 8 (812) 320-02-42

**Электронная почта:** [org@eplast1.ru](mailto:org@eplast1.ru)

**Адрес:** 198099, г. Санкт-Петербург, ул. Калинина, дом 2, корпус 4, литера А.