

Ultra Fast USB 2.0 Multi-Format Flash Media Controller/USB Hub Combo

PRODUCT FEATURES

Data Brief

General Description

The SMSC USB2640/USB2641 is a USB 2.0 compliant, Hi-Speed hub for USB port expansion with an attached mass storage class peripheral controller. The controller allows read/write capability to popular flash media from the following families:

- Secure Digital™ (SD)
- MultiMediaCard™ (MMC)
- xD-Picture Card™ (xD)¹
- Memory Stick®(MS)

The USB2640/USB2641 is a fully integrated, single chip solution providing USB expansion and integrated flash card media reader/writer capability of ultra high performance operation. Average sustained transfer rates exceeding 35 MB/s are possible².

Highlights

- Hub controller with internally connected ultra fast flash media reader/writer and 2 exposed downstream ports for external peripheral expansion
- Flash media reader/writer employs multiplexed card interfaces which are optimized for use with single card insertion combo sockets
- Hardware-controlled data flow architecture for all self-mapped media
- Optional support for external firmware access via SPI interface
- **PortMap**
 - Flexible port mapping and port disable sequencing supports multiple platform designs
- **PortSwap**
 - Programmable USB differential-pair pin locations eases PCB design by aligning USB signal traces directly to connectors
- **PHYBoost**
 - Programmable USB transceiver drive strength recovers signal integrity

Features

- Compliant with the following flash media card specifications: SD 2.0 / MMC 4.2 / MS 1.43 / MS-Pro 1.02 / MS-PRO-HG 1.01 / MS-Duo 1.10 / xD 1.2
- Supports a single external 3.3 V supply source; internal regulators provide 1.8 V internal core voltage for additional bill of materials and power savings
- The transaction translator (TT) in the hub supports operation of Full-Speed and Low-Speed peripherals
- 9 K RAM | 64 K on-chip ROM
- Enhanced EMI rejection and ESD protection performance
- On board 24 MHz crystal driver circuit
- Optional external 24 MHz clock input
- Up to 9 GPIOs for special functions
- 8051 8-bit microprocessor
- Hub and flash media reader/writer configuration from a single source: External I²C ROM or external SPI ROM
 - Configures internal code using an external I²C EEPROM
 - Supports external code using a SPI Flash EEPROM
 - Customizable vendor ID, product ID, language ID
- EEPROM update via USB
- 48-pin QFN lead-free, RoHS compliant package (7x7 mm)

Applications

- Desktop and mobile PCs
- Personal mobile devices
- Printers
- GPS navigation systems
- Media Players/Viewers
- Consumer A/V
- Set-top boxes

1.Support and capabilities for xD-Picture Card are not applicable for the USB2641. Please obtain a user license from the xD-Picture Card License Office to support this flash media format.

2.Host and media dependent.

ORDER NUMBER(S):**USB2640/USB2641-HZH-XX for 48-PIN, QFN LEAD-FREE ROHS COMPLIANT PACKAGE**

“XX” in the order number indicates the internal ROM firmware revision level.

Please contact your SMSC representative for more information.



80 ARKAY DRIVE, HAUPPAUGE, NY 11788 (631) 435-6000, FAX (631) 273-3123

Copyright © 2009 SMSC or its subsidiaries. All rights reserved.

Circuit diagrams and other information relating to SMSC products are included as a means of illustrating typical applications. Consequently, complete information sufficient for construction purposes is not necessarily given. Although the information has been checked and is believed to be accurate, no responsibility is assumed for inaccuracies. SMSC reserves the right to make changes to specifications and product descriptions at any time without notice. Contact your local SMSC sales office to obtain the latest specifications before placing your product order. The provision of this information does not convey to the purchaser of the described semiconductor devices any licenses under any patent rights or other intellectual property rights of SMSC or others. All sales are expressly conditional on your agreement to the terms and conditions of the most recently dated version of SMSC's standard Terms of Sale Agreement dated before the date of your order (the "Terms of Sale Agreement"). The product may contain design defects or errors known as anomalies which may cause the product's functions to deviate from published specifications. Anomaly sheets are available upon request. SMSC products are not designed, intended, authorized or warranted for use in any life support or other application where product failure could cause or contribute to personal injury or severe property damage. Any and all such uses without prior written approval of an Officer of SMSC and further testing and/or modification will be fully at the risk of the customer. Copies of this document or other SMSC literature, as well as the Terms of Sale Agreement, may be obtained by visiting SMSC's website at <http://www.smisc.com>. SMSC is a registered trademark of Standard Microsystems Corporation ("SMSC"). Product names and company names are the trademarks of their respective holders.

SMSC DISCLAIMS AND EXCLUDES ANY AND ALL WARRANTIES, INCLUDING WITHOUT LIMITATION ANY AND ALL IMPLIED WARRANTIES OF MERCHANTABILITY, FITNESS FOR A PARTICULAR PURPOSE, TITLE, AND AGAINST INFRINGEMENT AND THE LIKE, AND ANY AND ALL WARRANTIES ARISING FROM ANY COURSE OF DEALING OR USAGE OF TRADE. IN NO EVENT SHALL SMSC BE LIABLE FOR ANY DIRECT, INCIDENTAL, INDIRECT, SPECIAL, PUNITIVE, OR CONSEQUENTIAL DAMAGES; OR FOR LOST DATA, PROFITS, SAVINGS OR REVENUES OF ANY KIND; REGARDLESS OF THE FORM OF ACTION, WHETHER BASED ON CONTRACT; TORT; NEGLIGENCE OF SMSC OR OTHERS; STRICT LIABILITY; BREACH OF WARRANTY; OR OTHERWISE; WHETHER OR NOT ANY REMEDY OF BUYER IS HELD TO HAVE FAILED OF ITS ESSENTIAL PURPOSE, AND WHETHER OR NOT SMSC HAS BEEN ADVISED OF THE POSSIBILITY OF SUCH DAMAGES.

Overview

The SMSC USB2640/USB2641 is an integrated USB 2.0 compliant, Hi-Speed hub for USB port expansion with an attached bulk only mass storage class peripheral controller. This multi-format flash media controller and USB Hub Combo features three downstream ports: one port is dedicated to an internally connected ultra fast flash media reader/writer and two exposed downstream ports are available for external peripheral expansion.

The SMSC USB2640/USB2641 is an ultra fast, OEM-configurable, hub controller IC with three downstream ports for embedded USB solutions. The USB2640/USB2641 will attach to an upstream port as a Full-Speed Hub or as a Full-/Hi-Speed Hub. The hub supports Low-Speed, Full-Speed, and Hi-Speed (if operating as a Hi-Speed Hub) downstream devices on all of the enabled downstream ports.

All required resistors on the USB ports are integrated into the hub. This includes all series termination resistors on D+ and D- pins and all required pull-down and pull-up resistors on D+ and D- pins. The over-current sense inputs for the downstream facing ports have internal pull-up resistors.

The USB2640/USB2641 includes programmable features such as:

PortMap which provides flexible port mapping and disable sequences. The downstream ports of a USB2640/USB2641 hub can be reordered or disabled in any sequence to support multiple platform designs with minimum effort. For any port that is disabled, the USB2640/USB2641 automatically reorders the remaining ports to match the USB host controller's port numbering scheme.

PortSwap which adds per-port programmability to USB differential-pair pin locations. PortSwap allows direct alignment of USB signals (D+/D-) to connectors avoiding uneven trace length or crossing of the USB differential signals on the PCB.

PHYBoost which enables four programmable levels of USB signal drive strength in downstream port transceivers. PHYBoost attempts to restore USB signal integrity that has been compromised by system level variables such as poor PCB layout, long cables, etc.

Device Features

Hardware Features

- Single chip flash media controller
- Transaction translator (TT) in the hub supports operation of FS and LS peripherals
- Full power management with individual or ganged power control of each downstream port
- Optional support for external firmware access via SPI interface
 - 30 MHz or 60 MHz operation support
 - Single bit or dual bit mode support
 - Mode 0 or mode 3 SPI support

Compliant with the following flash media card specifications:

- Secure Digital 2.0 / MultiMediaCard 4.2
 - SD 2.0, HS-SD, HC-SD
 - TransFlash™ and reduced form factor media
 - 1/4/8 bit MMC 4.2
- SDIO and MMC streaming mode support
- Memory Stick 1.43
- Memory Stick Pro Format 1.02
- Memory Stick Pro-HG Duo Format 1.01
 - Memory Stick, MS Duo, HS-MS, MS Pro-HG, MS Pro
- Memory Stick Duo 1.10
- xD-Picture Card 1.2 (USB2640 only)
- On board 24 MHz crystal driver circuit
- Optional external 24 MHz clock input
 - Must be used with an external resistor divider to provide a 1.8 V signal
- Up to 9 GPIOs: Configuration and polarity for special function use such as LED indicators, button inputs, and power control to memory devices
 - The number of actual GPIOs depends on the implementation configuration used
 - One GPIO available with up to 200 mA drive and protected “fold-back” short circuit current
- 8051 8-bit microprocessor
 - 60 MHz - single cycle execution
 - 64 KB ROM; 9 KB RAM
- Internal regulator for 1.8 V core operation
- Optimized pinout improves signal flow, easing implementation and allowing for improved signal integrity treatment

Software Features

- Optimized for low latency interrupt handling
- Hub and flash media reader/writer configuration from a single source: External I²C ROM or external SPI ROM
- EEPROM update via USB
- Please see the USB2640/USB2641 Software Release Notes for additional software features

OEM Selectable Features

Hub

A default configuration is available in USB2640/USB2641 following a reset. The USB2640/USB2641 may also be configured by an external I²C EEPROM or via external SPI ROM flash.

The USB2640/USB2641 supports several OEM selectable features:

- Compound Device support (port is permanently hardwired to a downstream USB peripheral device), on a port-by-port basis.
- Select over-current sensing and port power control on an individual (port-by-port) or ganged (all ports together) basis to match the OEM's choice of circuit board component selection.
- Port power control and over-current detection/delay features
- Configure the delay time for filtering the over-current sense inputs.
- Configure the delay time for turning on downstream port power.
- Bus- or self-powered selection
- Hub port disable or non-removable configurations
- Flexible port mapping and disable sequence. Ports can be disabled/reordered in any sequence to support multiple platforms with a single design. The hub will automatically reorder the remaining ports to match the host controller's numbering scheme.
- Programmable USB differential-pair pin location.
 - Eases PCB layout by aligning USB signal lines directly to connectors
- Programmable USB signal drive strength. Recover USB signal integrity due to compromised system environments using 4 levels of signal drive strength.
- Indicate the maximum current that the 2-port hub consumes from the USB upstream port.
- Indicate the maximum current required for the hub controller.

Flash Media Controller

- Customize vendor ID, product ID, and device ID.
- 12-hex digit (max) serial number string
- Customizable vendor specific data by optional use of external serial EEPROM
- 28-character manufacturer ID and product string for flash media reader/writer
- LED blink interval or duration

Block Diagrams

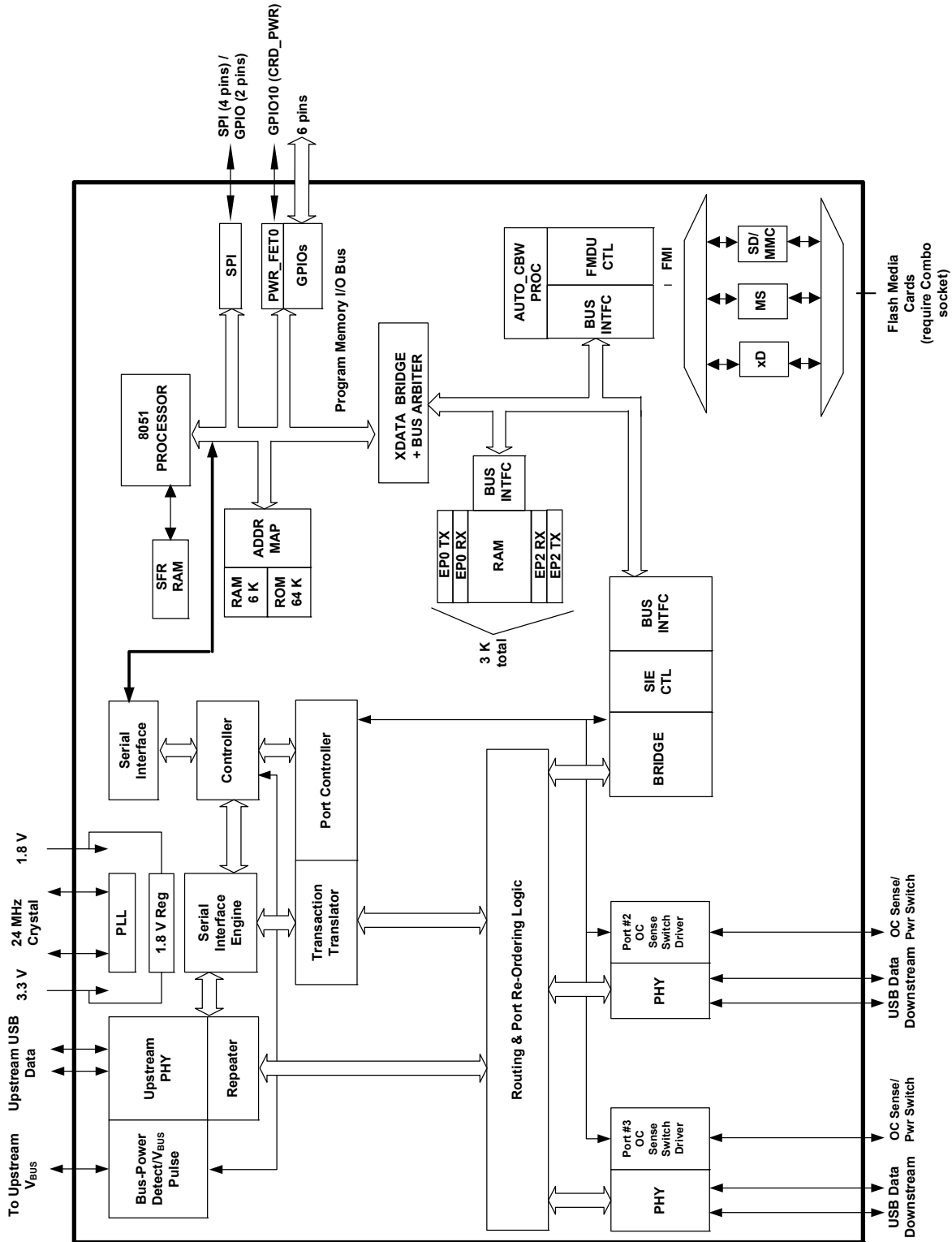


Figure 1 USB2640 Block Diagram

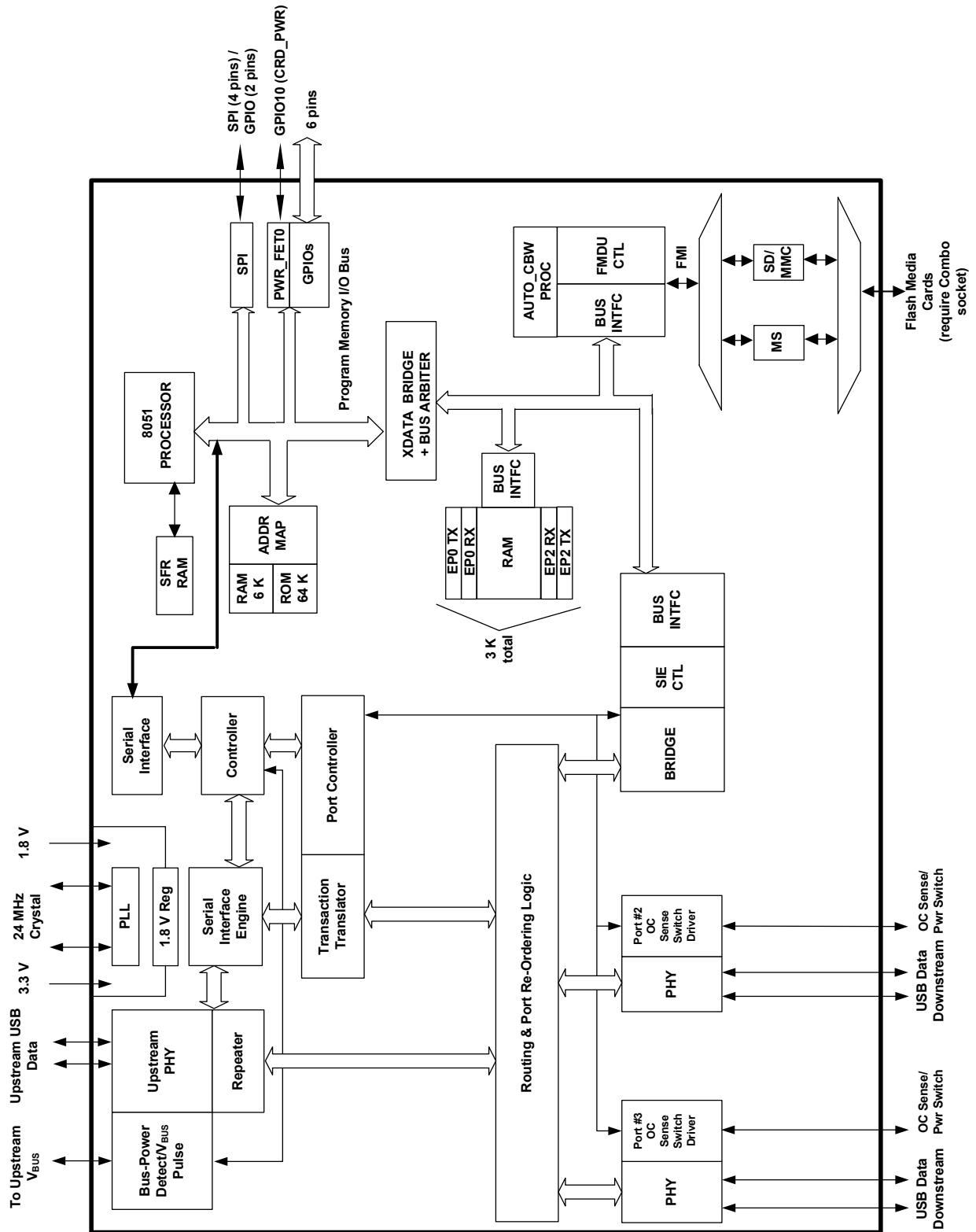


Figure 2 USB2641 Block Diagram

Package Outline

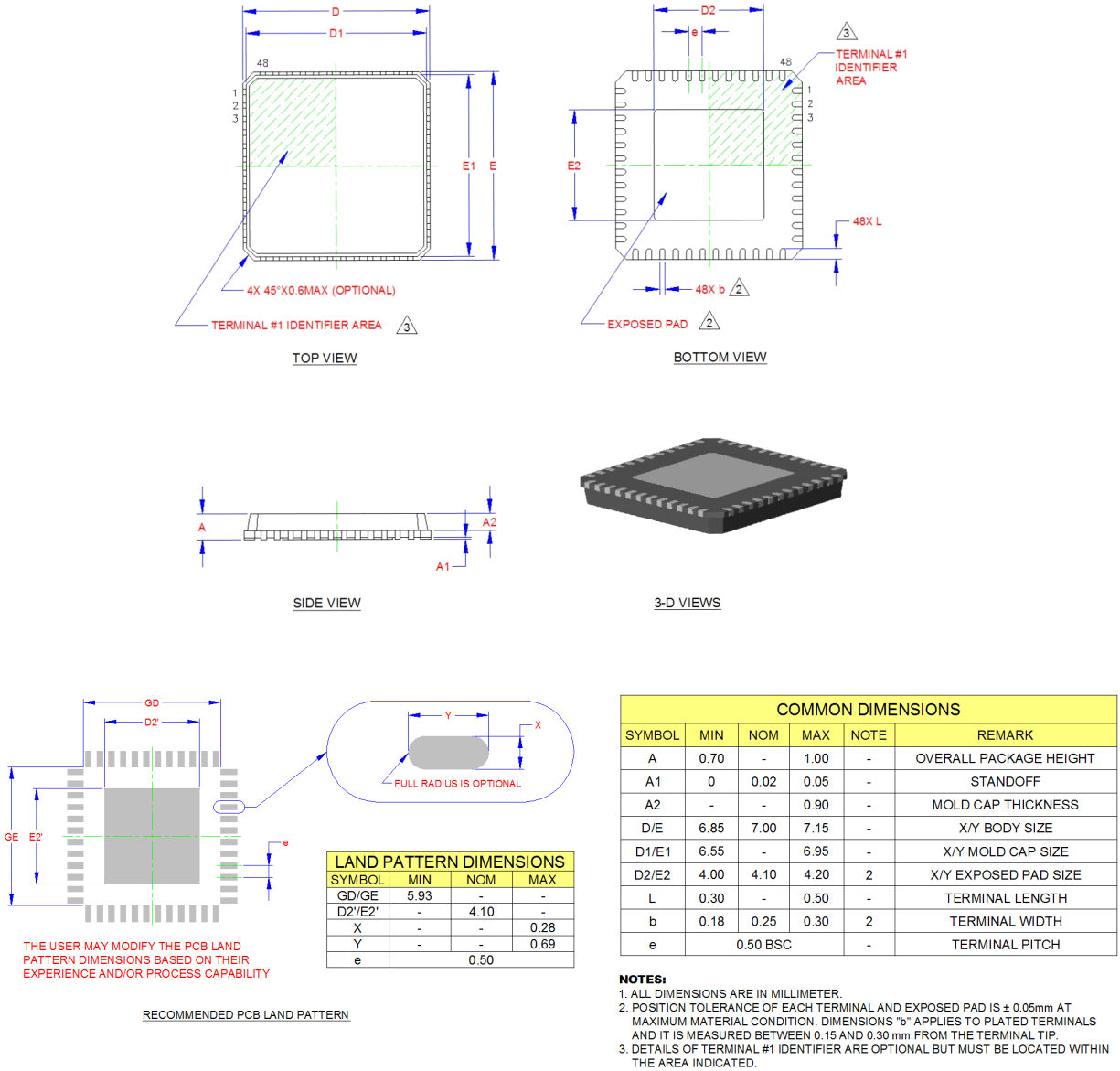


Figure 3 48-Pin QFN Package



Компания «ЭлектроПласт» предлагает заключение долгосрочных отношений при поставках импортных электронных компонентов на взаимовыгодных условиях!

Наши преимущества:

- Оперативные поставки широкого спектра электронных компонентов отечественного и импортного производства напрямую от производителей и с крупнейших мировых складов;
- Поставка более 17-ти миллионов наименований электронных компонентов;
- Поставка сложных, дефицитных, либо снятых с производства позиций;
- Оперативные сроки поставки под заказ (от 5 рабочих дней);
- Экспресс доставка в любую точку России;
- Техническая поддержка проекта, помощь в подборе аналогов, поставка прототипов;
- Система менеджмента качества сертифицирована по Международному стандарту ISO 9001;
- Лицензия ФСБ на осуществление работ с использованием сведений, составляющих государственную тайну;
- Поставка специализированных компонентов (Xilinx, Altera, Analog Devices, Intersil, Interpoint, Microsemi, Aeroflex, Peregrine, Syfer, Eurofarad, Texas Instrument, Miteq, Cobham, E2V, MA-COM, Hittite, Mini-Circuits, General Dynamics и др.);

Помимо этого, одним из направлений компании «ЭлектроПласт» является направление «Источники питания». Мы предлагаем Вам помощь Конструкторского отдела:

- Подбор оптимального решения, техническое обоснование при выборе компонента;
- Подбор аналогов;
- Консультации по применению компонента;
- Поставка образцов и прототипов;
- Техническая поддержка проекта;
- Защита от снятия компонента с производства.



Как с нами связаться

Телефон: 8 (812) 309 58 32 (многоканальный)

Факс: 8 (812) 320-02-42

Электронная почта: org@eplast1.ru

Адрес: 198099, г. Санкт-Петербург, ул. Калинина, дом 2, корпус 4, литера А.