

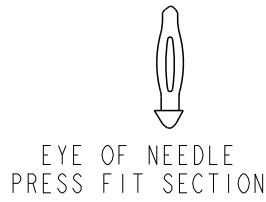
A

B

C

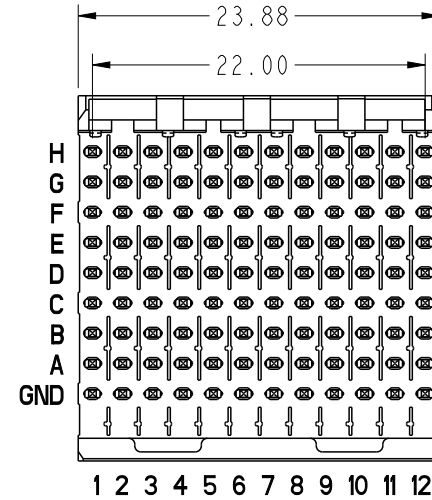
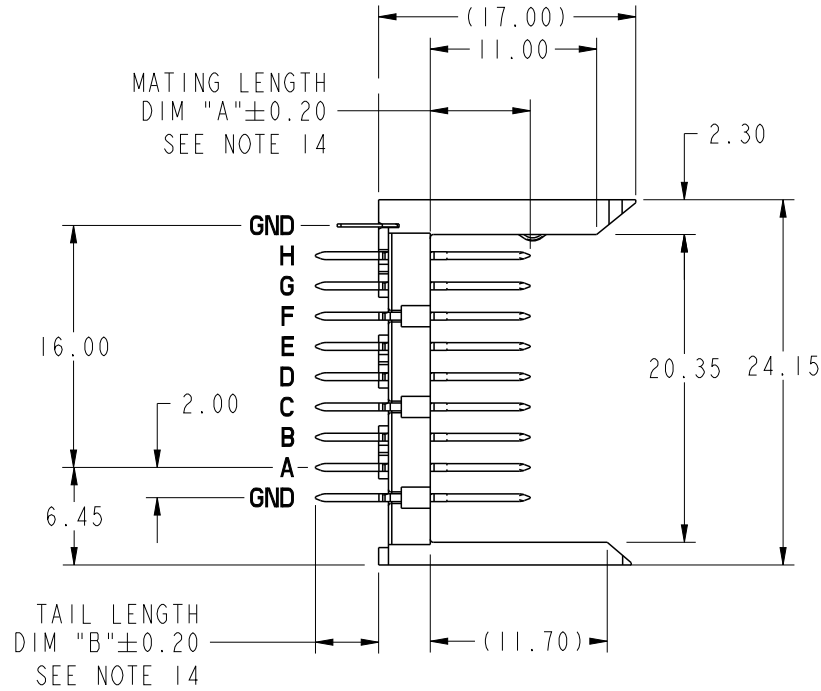
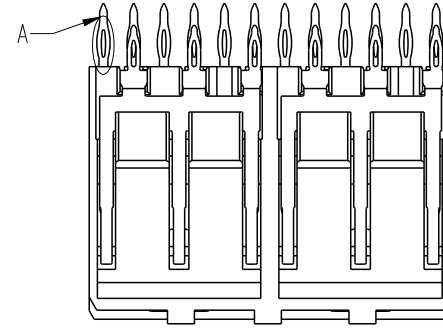
D

PRODUCT NUMBER	PLATING PERFORMANCE LEVEL	FOR REAR PLUG-UP APPLICATIONS USE SHROUD
10114820-1YYY	TELCORDIA CO	74993-102
10114820-1YYYYLF	TELCORDIA CO	74993-102LF



DETAIL A  
SCALE 4:1  
SEE NOTE 16

SEE DETAIL A



A

B

C

D

spec ref -		dr P-Mathew Nebu 2012/05/11		projection 	MM ←→	size A4	scale 2:1		
tolerance std ISO 406 ISO 1101		eng Stalin Alosius 2018/03/14				ecn no ELX-I-29544-1			
TOLERANCES UNLESS OTHERWISE SPECIFIED		chr -				rel level Released			
appr K-Paul Biju 2018/03/14		product family METRAL 1000		rev					
surface - ISO 1302	linear	0.X	±0.3	Amphenol FCi		title VERTICAL SIGNAL HDR 8 ROW P.F. 96 POS. SELECT LOAD EXT.		dwg no 10114820	rev B
		0.XX	±0.13						
		0.XXX	±0.051						
	angular	0°	±2°	cat. no. -		Product - Customer Drw		sheet 1 of 7	

PIN NO.	DIM A MATING LENGTH	DIM B TAIL LENGTH	PCB THICKNESS RANGE ACCOMMODATED BY PIN'S TAIL LENGTH				
			WHEN MATING TO A 74981 SERIES RECEPTACLE		WHEN MATING TO A 52066 SERIES METRAL 4000 RECEPTACLE		
			ROWS A,B, C,D,E,F,G & H	GROUND ROW	ROWS A,B, D,E,G & H	ROW C & F	GROUND ROW
01*	5.00	4.30	1.60 MIN	1.60 MIN	1.60 MIN	1.60 MIN	1.60 MIN
22		12.20	2.95 - 3.80	2.95 - 4.20	2.95 - 3.80	2.95 - 3.80	2.95 - 4.20
30		12.95	2.95 - 4.55	3.25 - 4.95	2.95 - 4.55	2.95 - 4.55	3.25 - 4.95
05		13.70	2.95 - 5.30	4.00 - 5.70	3.30 - 5.30	2.95 - 5.30	4.00 - 5.70
35		14.45	3.05 - 6.05	4.75 - 6.45	4.05 - 6.05	3.05 - 6.05	4.75 - 6.45
48		15.20	3.80 - 6.80	5.50 - 7.20	4.80 - 6.80	3.80 - 6.80	5.50 - 7.20
40		15.70	4.30 - 7.30	6.00 - 7.70	5.30 - 7.30	4.30 - 7.30	6.00 - 7.70
65		16.40	5.00 - 8.00	6.70 - 8.40	6.00 - 8.00	5.00 - 8.00	6.70 - 8.40
09		17.10	5.70 - 8.70	7.40 - 9.10	6.70 - 8.70	5.70 - 8.70	7.40 - 9.10
02*	5.75	4.30	1.60 MIN	1.60 MIN	1.60 MIN	1.60 MIN	1.60 MIN
44		12.20	2.95 - 3.80	2.95 - 4.20	2.95 - 3.80	2.95 - 3.80	2.95 - 4.20
31		12.95	2.95 - 4.55	3.25 - 4.95	2.95 - 4.55	2.95 - 4.55	3.25 - 4.95
06		13.70	2.95 - 5.30	4.00 - 5.70	3.30 - 5.30	2.95 - 5.30	4.00 - 5.70
36		14.45	3.05 - 6.05	4.75 - 6.45	4.05 - 6.05	3.05 - 6.05	4.75 - 6.45
49		15.20	3.80 - 6.80	5.50 - 7.20	4.80 - 6.80	3.80 - 6.80	5.50 - 7.20
25		15.70	4.30 - 7.30	6.00 - 7.70	5.30 - 7.30	4.30 - 7.30	6.00 - 7.70
66		16.40	5.00 - 8.00	6.70 - 8.40	6.00 - 8.00	5.00 - 8.00	6.70 - 8.40
10		17.10	5.70 - 8.70	7.40 - 9.10	6.70 - 8.70	5.70 - 8.70	7.40 - 9.10
03*	6.50	4.30	1.60 MIN	1.60 MIN	1.60 MIN	1.60 MIN	1.60 MIN
45		12.20	2.95 - 3.80	2.95 - 4.20	2.95 - 3.80	2.95 - 3.80	2.95 - 4.20
32		12.95	2.95 - 4.55	3.25 - 4.95	2.95 - 4.55	2.95 - 4.55	3.25 - 4.95
07		13.70	2.95 - 5.30	4.00 - 5.70	3.30 - 5.30	2.95 - 5.30	4.00 - 5.70
37		14.45	3.05 - 6.05	4.75 - 6.45	4.05 - 6.05	3.05 - 6.05	4.75 - 6.45
50		15.20	3.80 - 6.80	5.50 - 7.20	4.80 - 6.80	3.80 - 6.80	5.50 - 7.20
41		15.70	4.30 - 7.30	6.00 - 7.70	5.30 - 7.30	4.30 - 7.30	6.00 - 7.70
24		16.40	5.00 - 8.00	6.70 - 8.40	6.00 - 8.00	5.00 - 8.00	6.70 - 8.40
11		17.10	5.70 - 8.70	7.40 - 9.10	6.70 - 8.70	5.70 - 8.70	7.40 - 9.10

spec ref -		dr P-Mathew Nebu	2012/05/11	projection 	MM 	size A4	scale 2:1	
tolerance std ISO 406 ISO 1101	TOLERANCES UNLESS OTHERWISE SPECIFIED	eng Stalin Alosius	2018/03/14			ecn no ELX-I-29544-1		
		chr -	-					
surface ISO 1302	linear	0.X	±0.3	product family METRAL 1000	rel level Released			
		0.XX	±0.13					
		0.XXX	±0.051					
	angular	0°	±2°	Amphenol FCI		VERTICAL SIGNAL HDR 8 ROW	dwg no 10114820	rev B
		cat. no. -		Product - Customer Drw		sheet 2 of 7		

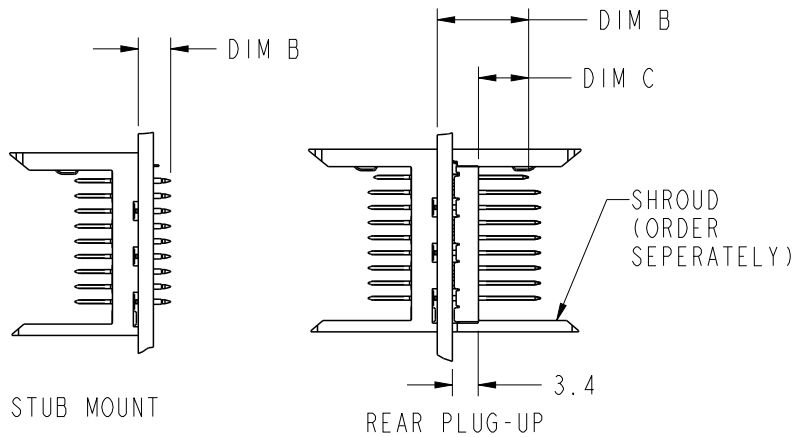
PIN NO.	DIM A MATING LENGTH	DIM B TAIL LENGTH	PCB THICKNESS RANGE ACCOMMODATED BY PIN LENGTH				
			WHEN MATING TO A 74981 SERIES RECEPTACLE		WHEN MATING TO A 52066 SERIES METRAL 4000 RECEPTACLE		
			ROWS A,B,C, D,E,F,G & H	GROUND ROW	ROWS:A,B, D,E,G & H	ROW C & F	GROUND ROW
04*	7.25	4.30	1.60 MIN	1.60 MIN	1.60 MIN	1.60 MIN	1.60 MIN
46		12.20	2.95 - 3.80	2.95 - 4.20	2.95 - 3.80	2.95 - 3.80	2.95 - 4.20
33		12.95	2.95 - 4.55	3.25 - 4.95	2.95 - 4.55	2.95 - 4.55	3.25 - 4.95
08		13.70	2.95 - 5.30	4.00 - 5.70	3.30 - 5.30	2.95 - 5.30	4.00 - 5.70
38		14.45	3.05 - 6.05	4.75 - 6.45	4.05 - 6.05	3.05 - 6.05	4.75 - 6.45
51		15.20	3.80 - 6.80	5.50 - 7.20	4.80 - 6.80	3.80 - 6.80	5.50 - 7.20
42		15.70	4.30 - 7.30	6.00 - 7.70	5.30 - 7.30	4.30 - 7.30	6.00 - 7.70
67		16.40	5.00 - 8.00	6.70 - 8.40	6.00 - 8.00	5.00 - 8.00	6.70 - 8.40
12		17.10	5.70 - 8.70	7.40 - 9.10	6.70 - 8.70	5.70 - 8.70	7.40 - 9.10
19*	8.00	4.30	1.60 MIN	1.60 MIN	1.60 MIN	1.60 MIN	1.60 MIN
47		12.20	2.95 - 3.80	2.95 - 4.20	2.95 - 3.80	2.95 - 3.80	2.95 - 4.20
34		12.95	2.95 - 4.55	3.25 - 4.95	2.95 - 4.55	2.95 - 4.55	3.25 - 4.95
20		13.70	2.95 - 5.30	4.00 - 5.70	3.30 - 5.30	2.95 - 5.30	4.00 - 5.70
39		14.45	3.05 - 6.05	4.75 - 6.45	4.05 - 6.05	3.05 - 6.05	4.75 - 6.45
52		15.20	3.80 - 6.80	5.50 - 7.20	4.80 - 6.80	3.80 - 6.80	5.50 - 7.20
43		15.70	4.30 - 7.30	6.00 - 7.70	5.30 - 7.30	4.30 - 7.30	6.00 - 7.70
68		16.40	5.00 - 8.00	6.70 - 8.40	6.00 - 8.00	5.00 - 8.00	6.70 - 8.40
21		17.10	5.70 - 8.70	7.40 - 9.10	6.70 - 8.70	5.70 - 8.70	7.40 - 9.10

\* STUB PINS - NO REAR PLUG-UP

\*\* THE GREATEST RANGE OCCURS WHEN THE B DIMENSION OF PIN 'GND' IS ONE SIZE SHORTER THEN THE OTHER PINS.

spec ref -		dr	P-Mathew Nebu		2012/05/11	projection 	MM 	size	A4		scale	2:1	
tolerance std ISO 406 ISO 1101	TOLERANCES UNLESS OTHERWISE SPECIFIED	eng	Stalin Alosius		2018/03/14			ecn no	ELX-I-29544-1				
		chr	-		-			rel level	Released				
surface ISO 1302	linear	0.X		±0.3		product family	METRAL 1000						
		0.XX		±0.13			rev	10114820					
		0.XXX		±0.051									
angular	0°		±2°		cat. no.	-							
				Amphenol FCi		VERTICAL SIGNAL HDR 8 ROW		P.F. 96 POS. SELECT LOAD EXT.		Product - Customer Drw		sheet 3 of 7	

PRODUCT NUMBER  
SEE SHEET 1



PRESS-FIT HOLES *	OPTION 1
HOLE DIAMETER AFTER PLATING	Ø 0.65-0.80
DRILLED HOLE	Ø 0.81-0.86 (Ø 0.85 DRILL)
COPPER PLATING	0.025 MIN
SnPb PLATING	0.005-0.015

\* SEE PRINT 58351 FOR ADDITIONAL PCB INFO.

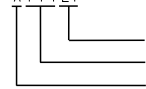
spec ref -		dr P-Mathew Nebu	2012/05/11	projection 	MM ←→	size A4	scale 1:1
tolerance std ISO 406 ISO 1101		eng Stalin Alosius	2018/03/14			ecn no ELX-I-29544-1	
TOLERANCES UNLESS OTHERWISE SPECIFIED		chr -	-			rel level Released	
surface ISO 1302	linear	0.X	±0.3	Amphenol FCi	title VERTICAL SIGNAL HDR 8 ROW P.F. 96 POS. SELECT LOAD EXT.	dwg no 10114820	rev B
		0.XX	±0.13				
		0.XXX	±0.051				
	angular	0°	±2°	cat. no.	Product - Customer Drw	sheet 4 of 7	

PRODUCT NUMBER  
SEE SHEET 1

NOTES:

1. SEE APPLICATION SPECIFICATION GS-20-010 FOR INFORMATION ON AVAILABLE TOOLING, CIRCUIT BOARD DESIGN CONSIDERATIONS, REPAIR PROCEDURES AND PRODUCT OFFERINGS.
2. SEE FCI PUBLICATION 950511-028 FOR "ELECTRICAL PERFORMANCE DATA FOR DIFFERENTIAL APPLICATIONS."
3. SEE FCI PUBLICATION 950511-028 FOR "ELECTRICAL PERFORMANCE DATA FOR SINGLE-ENDED APPLICATION."
4. UNLESS OTHERWISE SPECIFIED, ALL DIMENSIONS AND TOLERANCES TOLERANCES ARE IN ACCORDANCE WITH ASME Y14.5M, 1994
5. HOUSING MATERIAL: LIQUID CRYSTAL POLYMER, 30% GLASS FILLED, FLAME RETARDANT PER UL 94-V0.  
PIN MATERIAL: PHOSPHOR BRONZE  
GROUND SPRING MATERIAL: PHOSPHOR BRONZE
6. PLATING INFORMATION: PLATING ON CONTACT AREA MEETS THE PERFORMANCE LEVELS SHOWN IN TABLE ON SHEET 1. PLATING ON "LF" TAILS IS Sn. PLATING ON ALL OTHER TAILS IS SnPb.
7. DIMENSIONAL RESTRICTIONS OF PINS IN HEADERS.  
FOR MATING WITH METRAL 1000 RECEPTACLES  
DIM A : 5.00mm MIN, 8.00mm MAX FOR ROWS A-H  
DIM A : 5.00mm MIN, 5.75mm MAX FOR ROW GND NEXT TO ROW A  
DIM C : 5.00mm MIN, 8.00mm MAX FOR ROWS A-H  
DIM C : 4.60mm MIN, 6.30mm MAX FOR ROW GND NEXT TO ROW A  
FOR MATING WITH METRAL 4000 RECEPTACLES  
DIM A : 5.00mm MIN, 6.50mm MAX FOR ROWS A, B, D, E, G & H  
DIM A : 5.00mm MIN, 8.00mm MAX FOR ROW C & F  
DIM A : 5.00mm MIN, 5.75mm MAX FOR ROW GND NEXT TO ROW A  
DIM C : 5.00mm MIN, 7.00mm MAX FOR ROWS A, B, D, E, G & H  
DIM C : 5.00mm MIN, 8.00mm MAX FOR ROW C & F  
DIM C : 4.60mm MIN, 6.30mm MAX FOR ROW GND NEXT TO ROW A
8. THE MIN PCB THICKNESS FOR REAR PLUG-UP APPLICATIONS IS 2.9mm SINCE THE COMPLIANT SECTIONS OF THE GROUND SPRING OF THE HEADER DIRECTLY OPPOSE THE GROUND SPRING OF THE SHROUD. THE MIN PCB THICKNESS FOR FRONT PLUG-UP ONLY APPLICATIONS IS 1.6mm.

9. THESE HOLES ARE NEEDED FOR REAR PLUG-UP DESIGNS USING A SHROUD AND MAY BE OMITTED FOR FRONT PLUG-UP ONLY DESIGNS.
10. THE 'CONNECTOR OUTLINE' IS THE MIN OUTLINE REQUIRED. TO DETERMINE THE OUTLINE NECESSARY TO PERMIT THE VARIOUS TYPES OF REPAIR OPERATIONS, SEE APPLICATION SPECIFICATION GS-20-010.
11. CURRENT RATING : 1 AMP PER PIN
12. TEMPERATURE RANGE : -55°C TO +105°C
13. P/N 10114820-XXXXLF
14. AFTER INSERTION INTO CIRCUIT BOARD WITH QUALIFIED TOOL.
15. PRODUCTS WHERE THE PART NUMBER ENDS IN LF MEET EUROPEAN UNION DIRECTIVES AND OTHER COUNTRY REGULATIONS AS DESCRIBED IN GS-22-008.



LEAD FREE (OPTIONAL)  
SELECT LOAD PATTERN  
PLATING CODE

- ALL PRODUCTS WILL WITHSTAND EXPOSURE TO 260°C FOR 60 SECONDS IN A CONVECTION, INFRA-RED OR VAPOR PHASE REFLOW OVEN.
16. PIN TYPE IS OF EYE OF THE NEEDLE STYLE

spec ref -		dr P-Mathew Nebu	2012/05/11	projection 	MM 	size A4	scale 1:1
tolerance std ISO 406 ISO 1101	TOLERANCES UNLESS OTHERWISE SPECIFIED	eng Stalin Alosius	2018/03/14			ecn no ELX-I-29544-1	
		chr -	-				
surface ISO 1302	linear	0.X	±0.3	product family	rel level Released		
		0.XX	±0.13				
		0.XXX	±0.051				
	angular	0°	±2°				
		Amphenol FCI	VERTICAL SIGNAL HDR 8 ROW		dwg no 10114820	rev B	
			P.F. 96 POS. SELECT LOAD EXT.				
		cat. no.	Product - Customer Drw		sheet 5 of 7		

Amphenol  
FCI

© 2016 AFCl

METRAL P/N	ROW	CONTACT CODE											
		1	2	3	4	5	6	7	8	9	10	11	12
10114820-X001 FOR LEAD FREE SEE NOTE 15	H	01	02	02	02	02	02	01	02	02	02	02	03
	G	02	02	02	02	02	02	02	02	02	02	02	03
	F	02	02	02	02	02	02	02	02	02	02	02	03
	E	02	02	02	02	02	02	02	02	02	02	02	03
	D	02	02	02	02	02	02	02	02	02	02	02	03
	C	02	02	02	02	02	02	02	02	02	02	02	03
	B	02	02	02	02	02	02	02	02	02	02	02	03
	A	02	02	02	02	02	02	02	02	02	02	02	03
GND	01	01	01	01	01	01	01	01	01	01	01	01	
10114820-X002 FOR LEAD FREE SEE NOTE 15	H	02	02	02	02	02	02	02	02	02	02	01	02
	G	02	02	02	02	02	02	02	02	02	02	01	02
	F	02	02	02	02	02	02	02	02	02	02	01	02
	E	02	02	02	02	02	02	02	02	02	02	02	02
	D	02	02	02	02	02	02	02	02	02	02	03	02
	C	02	02	02	02	02	02	02	02	02	02	03	02
	B	02	02	02	02	02	02	02	02	02	02	03	02
	A	02	02	02	02	02	02	02	02	02	02	01	02
GND	01	01	01	01	01	01	01	01	01	01	01	01	
10114820-X003 FOR LEAD FREE SEE NOTE 15	H	02	02	02	02	01	02	01	02	02	02	02	03
	G	02	02	02	02	01	02	02	02	02	02	02	03
	F	02	02	02	02	01	02	02	02	02	02	02	03
	E	02	02	02	02	01	02	02	02	02	02	02	03
	D	02	02	02	02	03	02	02	02	02	02	02	03
	C	02	02	02	02	03	02	02	02	02	02	02	03
	B	02	02	02	02	03	02	02	02	02	02	02	03
	A	02	02	02	02	03	01	02	02	02	02	02	03
GND	01	01	01	01	01	01	01	01	01	01	01	01	
10114820-X004 FOR LEAD FREE SEE NOTE 15	H	01	02	01	01	01	02	01	02	02	02	02	03
	G	02	02	01	01	01	02	02	02	02	02	02	03
	F	02	02	01	01	01	02	02	02	02	02	02	03
	E	02	02	01	01	01	02	02	02	02	02	02	03
	D	02	02	01	01	03	02	02	02	02	02	02	03
	C	02	02	01	01	03	02	02	02	02	02	02	03
	B	02	02	01	01	03	02	02	02	02	02	02	03
	A	02	02	01	01	03	01	02	02	02	02	02	03
GND	01	01	01	01	01	01	01	01	01	01	01	01	

METRAL P/N	ROW	CONTACT CODE											
		1	2	3	4	5	6	7	8	9	10	11	12
10114820-X005 FOR LEAD FREE SEE NOTE 15	H	03	03	03	03	03	03	02	02	02	02	02	02
	G	03	03	03	03	03	03	02	02	02	02	02	02
	F	03	03	03	03	03	03	02	02	02	02	02	02
	E	03	03	03	03	03	03	02	02	02	02	02	02
	D	03	03	03	03	03	03	02	02	02	02	02	02
	C	03	03	03	03	03	03	02	02	02	02	02	02
	B	03	03	03	03	03	03	02	02	02	02	02	02
	A	03	03	03	03	03	03	02	02	02	02	02	02
GND	01	01	01	01	01	01	01	01	01	01	01	01	
10114820-X006 FOR LEAD FREE SEE NOTE 15	H	01	02	02	02	02	02	01	02	02	02	02	03
	G	01	02	02	02	02	02	01	02	02	02	02	03
	F	01	02	02	02	02	02	01	02	02	02	02	03
	E	02	02	02	02	02	02	02	02	02	02	02	03
	D	02	02	02	02	02	02	02	02	02	02	02	03
	C	02	02	02	02	02	02	02	02	02	02	02	03
	B	02	02	02	02	02	02	02	02	02	02	02	03
	A	02	02	02	02	02	02	02	02	02	02	02	03
GND	01	01	01	01	01	01	01	01	01	01	01	01	
10114820-X007 FOR LEAD FREE SEE NOTE 15	H	02	02	02	02	02	02	02	02	02	02	02	02
	G	01	01	01	01	01	01	01	01	01	01	01	01
	F	02	02	02	02	02	02	02	02	02	02	02	02
	E	02	02	02	02	02	02	02	02	02	02	02	02
	D	02	02	02	02	02	02	02	02	02	02	02	02
	C	01	01	01	01	01	01	01	01	01	01	01	01
	B	02	02	02	02	02	02	02	02	02	02	02	02
	A	02	02	02	02	02	02	02	02	02	02	02	02
GND	01	01	01	01	01	01	01	01	01	01	01	01	
10114820-X008 FOR LEAD FREE SEE NOTE 15	H	02	02	02	01	02	02	02	02	02	02	02	02
	G	02	02	02	01	02	02	02	02	02	02	02	02
	F	02	02	02	01	02	02	02	02	02	02	02	02
	E	02	02	02	01	02	02	02	02	02	02	02	02
	D	02	02	02	02	02	02	02	02	02	02	02	02
	C	02	02	02	01	02	02	02	02	02	02	02	02
	B	02	02	02	01	02	02	02	02	02	02	02	02
	A	02	02	02	01	02	02	02	02	02	02	02	02
GND	01	01	01	01	01	01	01	01	01	01	01	01	

METRAL P/N	ROW	CONTACT CODE											
		1	2	3	4	5	6	7	8	9	10	11	12
10114820-X009 FOR LEAD FREE SEE NOTE 15	H	01	02	02	02	02	02	02	02	02	02	02	02
	G	02	02	02	02	02	02	02	02	02	02	02	02
	F	02	02	02	02	02	02	02	02	02	02	02	02
	E	03	02	02	02	02	02	02	02	02	02	02	02
	D	03	02	02	02	02	02	02	02	02	02	02	02
	C	03	02	02	02	02	02	02	02	02	02	02	02
	B	03	02	02	02	02	02	02	02	02	02	02	02
	A	03	02	02	02	02	02	02	02	02	02	02	02
GND	01	01	01	01	01	01	01	01	01	01	01	01	
10114820-X010 FOR LEAD FREE SEE NOTE 15	H	02	02	02	02	02	02	02	02	02	02	02	02
	G	02	02	02	02	02	02	02	01	02	02	02	02
	F	02	02	02	02	02	02	02	02	02	02	02	02
	E	01	02	02	02	02	02	02	02	02	02	02	02
	D	01	02	02	02	02	02	02	02	02	02	02	02
	C	01	02	02	02	02	02	01	02	02	02	02	02
	B	01	02	02	02	02	02	02	02	02	02	02	02
	A	01	02	02	02	02	02	02	02	02	02	02	02
GND	01	01	01	01	01	01	01	01	01	01	01	01	
10114820-X011 FOR LEAD FREE SEE NOTE 15	H	02	02	02	02	02	02	02	02	02	02	02	02
	G	02	02	02	02	02	02	02	02	02	02	02	02
	F	02	02	02	02	02	02	02	02	02	02	02	02
	E	02	02	02	02	02	02	02	02	02	02	02	02
	D	02	02	02	02	02	02	02	02	02	02	02	02
	C	02	02	02	02	02	02	02	02	02	02	02	02
	B	02	02	02	02	02	02	02	02	02	02	02	02
	A	02	02	02	02	02	02	02	02	02	02	02	02
GND	01	01	01	01	01	01	01	01	01	01	01	01	
10114820-X012 FOR LEAD FREE SEE NOTE 15	H	02	02	02	02	02	02	02	02	02	02	02	02
	G	02	02	02	02	02	02	02	02	02	02	02	02
	F	04	04	04	04	04	04	04	04	04	04	04	04
	E	02	02	02	02	02	02	02	02	02	02	02	02
	D	02	02	02	02	02	02	02	02	02	02	02	02
	C	02	02	02	02	02	02	02	02	02	02	02	02
	B	02	02	02	02	02	02	02	02	02	02	02	02
	A	02	02	02	02	02	02	02	02	02	02	02	02
GND	01	01	01	01	01	01	01	01	01	01	01	01	

spec ref	-	dr	P-Mathew Nebu	2012/05/11	projection	MM	size	A4	scale	1:1
tolerance std	ISO 406 ISO 1101	eng	Stalin Alosius	2018/03/14			ecn no	ELX-I-29544-1		
	TOLERANCES UNLESS OTHERWISE SPECIFIED	chr	-					rel level	Released	
surface	linear	appr	K-Paul Biju	2018/03/14	product family		rev	10114820		
	angular							B		
	0.X ±0.3							Product - Customer Draw		
	0.XX ±0.13							sheet 6 of 7		
	0.XXX ±0.051									
	0° ±2°									

Amphenol  
FCI

© 2016 AFCI

METRAL P/N	ROW	CONTACT CODE												
		1	2	3	4	5	6	7	8	9	10	11	12	
10114820-X013 FOR LEAD FREE SEE NOTE 15	H	01	02	02	02	02	02	02	02	02	04	04	03	03
	G	02	02	02	02	02	02	02	02	02	04	04	03	03
	F	02	02	02	02	02	02	02	02	02	04	04	03	03
	E	02	02	02	02	02	02	02	02	02	04	04	04	04
	D	02	02	02	02	02	02	02	02	02	04	04	04	04
	C	02	02	02	02	02	02	02	02	02	04	04	04	04
	B	02	02	02	02	02	02	02	02	02	04	04	04	04
	A	02	02	02	02	02	02	02	02	02	04	04	04	04
	GND	01	01	01	01	01	01	01	01	01	01	01	01	01
METRAL P/N	ROW	CONTACT CODE												
		1	2	3	4	5	6	7	8	9	10	11	12	
10114820-X014 FOR LEAD FREE SEE NOTE 15	H	02	02	02	02	02	02	02	02	02	02	02	02	
	G	02	02	02	02	02	02	02	02	02	02	02	02	
	F	02	02	02	02	02	02	02	02	02	02	02	02	
	E	02	02	02	02	02	02	02	02	02	02	02	02	
	D	02	02	02	02	02	02	02	02	02	02	02	02	
	C	02	02	02	02	02	02	02	02	02	02	02	02	
	B	02	02	02	02	02	02	02	02	02	02	02	02	
	A	02	02	02	02	02	02	02	02	02	02	02	01	
	GND	01	01	01	01	01	01	01	01	01	01	01	01	
METRAL P/N	ROW	CONTACT CODE												
		1	2	3	4	5	6	7	8	9	10	11	12	
10114820-X015 FOR LEAD FREE SEE NOTE 15	H	02	02	02	02	02	02	02	02	02	02	02	02	
	G	02	02	02	02	02	02	02	02	02	02	02	02	
	F	02	02	02	02	02	02	02	02	02	02	02	02	
	E	02	02	02	02	02	02	02	02	02	02	02	02	
	D	06	06	06	06	06	06	06	06	06	06	06	06	
	C	06	06	06	06	06	06	06	06	06	06	06	06	
	B	06	06	06	06	06	06	06	06	06	06	06	06	
	A	06	06	06	06	06	06	06	06	06	06	06	06	
	GND	05	05	05	05	05	05	05	05	05	05	05	05	
METRAL P/N	ROW	CONTACT CODE												
		1	2	3	4	5	6	7	8	9	10	11	12	
10114820-X016 FOR LEAD FREE SEE NOTE 15	H	06	06	06	06	06	06	06	06	06	06	06	06	
	G	06	06	06	06	06	06	06	06	06	06	06	06	
	F	06	06	06	06	06	06	06	06	06	06	06	06	
	E	06	06	06	06	06	06	06	06	06	06	06	06	
	D	06	06	06	06	06	06	06	06	06	06	06	06	
	C	06	06	06	06	06	06	06	06	06	06	06	06	
	B	06	06	06	06	06	06	06	06	06	06	06	06	
	A	02	02	02	02	06	06	06	06	06	06	06	06	
	GND	05	05	05	05	05	05	05	05	05	05	05	05	

spec ref	-	dr	P-Mathew Nebu	2012/05/11	projection			size	A4	scale	1:1
tolerance std	TOLERANCES UNLESS OTHERWISE SPECIFIED ISO 406 ISO 1101	eng	Stalin Alosius	2018/03/14	ecn no			ELX-I-29544-1			
surface		linear	0.X	±0.3				<b>Amphenol FCI</b>	title VERTICAL SIGNAL HDR 8 ROW P.F. 96 POS. SELECT LOAD EXT.	dwg no 10114820	rev <b>B</b>
	angular	0°	±2°	cat. no.	Product - Customer Drw	sheet 7 of 7					

Creo Title - REV E - 2016-02-12



Компания «ЭлектроПласт» предлагает заключение долгосрочных отношений при поставках импортных электронных компонентов на взаимовыгодных условиях!

Наши преимущества:

- Оперативные поставки широкого спектра электронных компонентов отечественного и импортного производства напрямую от производителей и с крупнейших мировых складов;
- Поставка более 17-ти миллионов наименований электронных компонентов;
- Поставка сложных, дефицитных, либо снятых с производства позиций;
- Оперативные сроки поставки под заказ (от 5 рабочих дней);
- Экспресс доставка в любую точку России;
- Техническая поддержка проекта, помощь в подборе аналогов, поставка прототипов;
- Система менеджмента качества сертифицирована по Международному стандарту ISO 9001;
- Лицензия ФСБ на осуществление работ с использованием сведений, составляющих государственную тайну;
- Поставка специализированных компонентов (Xilinx, Altera, Analog Devices, Intersil, Interpoint, Microsemi, Aeroflex, Peregrine, Syfer, Eurofarad, Texas Instrument, Miteq, Cobham, E2V, MA-COM, Hittite, Mini-Circuits, General Dynamics и др.);

Помимо этого, одним из направлений компании «ЭлектроПласт» является направление «Источники питания». Мы предлагаем Вам помощь Конструкторского отдела:

- Подбор оптимального решения, техническое обоснование при выборе компонента;
- Подбор аналогов;
- Консультации по применению компонента;
- Поставка образцов и прототипов;
- Техническая поддержка проекта;
- Защита от снятия компонента с производства.



#### Как с нами связаться

**Телефон:** 8 (812) 309 58 32 (многоканальный)

**Факс:** 8 (812) 320-02-42

**Электронная почта:** [org@eplast1.ru](mailto:org@eplast1.ru)

**Адрес:** 198099, г. Санкт-Петербург, ул. Калинина, дом 2, корпус 4, литера А.