

Modular Server Cabinet System *C4 Series*



Features


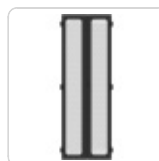
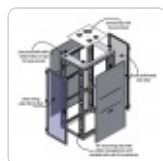
- Constructed in 14-gauge steel (body) and 16-gauge steel (doors and side panels).
- EIA-310-D compliant 10-32 tapped or square hole punched rails with rack unit labels.
- Top panel optional include
 - Solid
 - Vented
 - Fan cutous
 - Pre-installed fan(s) capable of up to 550 CFM
- Side panels available in both solid and vented for thermal induction.
- Doors available in:
 - Solid
 - Tinted Acrylic
 - Perforated*
 - Split Perforated (Barn Door)*
- The 30" wide C4 includes:
 - Generous cabling space
 - Four (4) 3.5" wide cable entry holes on the top
 - Support for up to four optional 4" deep vertical cable managers
 - Vertical cable managers feature magnetic latching doors, and 3.5" wide x 4" deep cable space.
- Vertical cable trays are available for both 24" and 30" width cabinets.
- Complies with Seismic UBC Zone-4 standards when used with [C4K-Z4](#) Seismic Bolt Down Kit.
- Finished in textured black powder paint.

Specifications

- Infinite-depth setting using C-channel struts.
- Zinc-plated for superior grounding.
- The 30" wide C4 rails have cable-tie support and pass-through holes.
- Four (4) leveling feet are included with support for optional casters.
- Grounding studs provided on frame as well as side panels and doors.
- Suggested load capacity of 2,000 lb.
- Shall be RoHS EU Directive 2002/95/EC compliant.
- Manufactured by Hammond Manufacturing, an ISO 9001:2008 certified company.

*Perforated doors for both front and back of the cabinet are suggested for most server applications.

Gallery





Accessories

- [Cabinet Fan Tops](#)
- [Two Post Mounting Cantilever Shelf](#)
- [Four Post Mounting Storage Drawer](#)
- [Four Post Mounting Keyboard Drawer](#)
- [Horizontal Lacing Bar](#)
- [Horizontal Hinged Cable Manager](#)
- [Horizontal Hinged Cable Guide](#)
- [Outlet Strips](#)
- [Rack Panels](#)
- [Caster Set](#)
- [Vertical Cabinet Cable Manager](#)
- [Four Post Mounting Adjustable Depth Shelf](#)
- [Four Post Mounting Sliding Shelf](#)
- [Rack Unit Label](#)
- [Horizontal Steel Ring Cable Manager](#)
- [Horizontal Steel Finger Cable Manager](#)
- [Vertical Cable Tray](#)
- [Mounting Hardware](#)
- [Grounding](#)

C4 Frames and Rail Options

Part No.	Overall Dimensions			Usable Mounting Dimensions			Rack Units	Mounting Rail Options	
	Height	Width	Depth	Height	Width	Depth		Tapped 10-32	Square Hole
C4F244231BK1	48.50	24.00	31.50	42.00	19.00	29.50	24U	Not Available	C4PR2442SZPL
C4F244236BK1	48.50	24.00	36.00	42.00	19.00	34.00	24U	Not Available	C4PR2442SZPL
C4F244242BK1	48.50	24.00	42.00	42.00	19.00	40.00	24U	Not Available	C4PR2442SZPL
C4F247331BK1	79.30	24.00	31.50	73.00	19.00	29.50	42U	C4PR2473TZPL	C4PR2473SZPL
C4F247336BK1	79.30	24.00	36.00	73.00	19.00	34.00	42U	C4PR2473TZPL	C4PR2473SZPL
C4F247342BK1	79.30	24.00	42.00	73.00	19.00	40.00	42U	C4PR2473TZPL	C4PR2473SZPL
C4F247731BK1	83.50	24.00	31.50	77.00	19.00	29.50	44U	C4PR2477TZPL	C4PR2477SZPL
C4F247736BK1	83.50	24.00	36.00	77.00	19.00	34.00	44U	C4PR2477TZPL	C4PR2477SZPL
C4F247742BK1	83.50	24.00	42.00	77.00	19.00	40.00	44U	C4PR2477TZPL	C4PR2477SZPL
C4F307731BK1	83.50	30.00	31.50	77.00	19.00	29.50	44U	C4PR77TZPL	C4PR77SZPL
C4F307736BK1	83.50	30.00	36.00	77.00	19.00	34.00	44U	C4PR77TZPL	C4PR77SZPL
C4F307742BK1	83.50	30.00	42.00	77.00	19.00	40.00	44U	C4PR77TZPL	C4PR77SZPL

C4 Doors

Part No. Solid Door	Part No. Acrylic Door	Part No. Perforated	Part No. Perforated Split Doors	Use with Cabinet Rack Units	
				Width	
C4DF2442SBK1	C4DF2442PBK1	C4DF2442VBK1	C4BD2442VBK1	24U	24.00
C4DF2473SBK1	C4DF2473PBK1	C4DF2473VBK1	C4BD2473VBK1	42U	24.00
C4DF2477SBK1	C4DF2477PBK1	C4DF2477VBK1	C4BD2477VBK1	44U	24.00
C4DF3077SBK1	C4DF3077PBK1	C4DF3077VBK1	C4BD3077VBK1	44U	30.00

C4 Side Panels

Part No. Solid	Part No. Vented	Use with Cabinet Rack Units	
		Depth	
C4SP4231SBK1	C4SP4231VBK1	24U	31.50
C4SP4236SBK1	C4SP4236VBK1	24U	36.00
C4SP4242SBK1	C4SP4242VBK1	24U	42.00
C4SP7331SBK1	C4SP7331VBK1	42U	31.50
C4SP7336SBK1	C4SP7336VBK1	42U	36.00
C4SP7342SBK1	C4SP7342VBK1	42U	42.00

C4SP7731SBK1	C4SP7731VBK1	44U	31.50
C4SP7736SBK1	C4SP7736VBK1	44U	36.00
C4SP7742SBK1	C4SP7742VBK1	44U	42.00
C4SP7731SBK1	C4SP7731VBK1	44U	31.50
C4SP7736SBK1	C4SP7736VBK1	44U	36.00
C4SP7742SBK1	C4SP7742VBK1	44U	42.00

C4 Top Panels

Part No.	Part No.	Part No.	Part No.	Part No.	Use with Cabinet	
Solid	Vented	Fan Cutouts	Four (4) 4.7" 100CFM Fans	One (1) 10" 550 CFM Fan	Width	Depth
Top Panel	Top Panel	Top Panel	Top Panel	Top Panel		
C2T1923SBK1	C2T1923VBK1	C2T1923FBK1	C2T1923F4BK1	C2T1923F10BK1	24.00	31.50
C2T1931SBK1	C2T1931VBK1	C2T1931FBK1	C2T1931F4BK1	C2T1931F10BK1	24.00	36.00
C2T1936SBK1	C2T1936VBK1	C2T1936FBK1	C2T1936F4BK1	C2T1936F10BK1	24.00	42.00
C2T2423SBK1	C2T2423VBK1	C2T2423FBK1	C2T2423F4BK1	C2T2423F10BK1	30.00	31.50
C2T2431SBK1	C2T2431VBK1	C2T2431FBK1	C2T2431F4BK1	C2T2431F10BK1	30.00	36.00
C2T2436SBK1	C2T2436VBK1	C2T2436FBK1	C2T2436F4BK1	C2T2436F10BK1	30.00	42.00

C4 Bottom Panel

Part No.	Width	Use with Cabinet	Depth
C4B2431SBK1	24.00		31.50
C4B2436SBK1	24.00		36.00
C4B2442SBK1	24.00		42.00
C4B3031SBK1	30.00		31.50
C4B3036SBK1	30.00		36.00
C4B3042SBK1	30.00		42.00

C4 Vertical Cable Manager

Part No.	Description	Use with Cabinet
		Rack Units
VCT42	Cable Tray	24U
VCT73	Cable Tray	42U
VCT77	Cable Tray	44U
VCTPDU73	Cable Tray with Toolless PDU Bracket	42U
VCTPDU77	Cable Tray with Toolless PDU Bracket	44U
C4VCM42BK1	Cable Manager w/Door	24U
C4VCM73BK1	Cable Manager w/Door	42U
C4VCM77BK1	Cable Manager w/Door	44U

Pre-Assembled 30" Overall Width Cabinets

Part No.	Usable Mounting Dimensions			Usable Mounting Dimensions			Rack Units
	Height	Width	Depth	Height	Width	Depth	
C4RR247331DBK1	79.30	24.00	31.50	73.00	19.00	29.50	42U
C4RR247336DBK1	79.30	24.00	36.00	73.00	19.00	34.00	42U
C4RR247342DBK1	79.30	24.00	42.00	73.00	19.00	40.00	42U
C4RR247731DBK1	83.50	24.00	31.50	77.00	19.00	29.50	44U
C4RR247736DBK1	83.50	24.00	36.00	77.00	19.00	34.00	44U
C4RR247742DBK1	83.50	24.00	42.00	77.00	19.00	40.00	44U
C4RR307731DBK1	83.50	30.00	31.50	77.00	19.00	29.50	44U
C4RR307736DBK1	83.50	30.00	36.00	77.00	19.00	34.00	44U
C4RR307742DBK1	83.50	30.00	42.00	77.00	19.00	40.00	44U

See **C4 Frames and Rail Options** table for Overall Frame Dimensions

C4 Right-Hand Hinge

Part No.

C4RHINGE

Data subject to change without notice.

© 2013. Hammond Manufacturing Ltd. All rights reserved.



Компания «ЭлектроПласт» предлагает заключение долгосрочных отношений при поставках импортных электронных компонентов на взаимовыгодных условиях!

Наши преимущества:

- Оперативные поставки широкого спектра электронных компонентов отечественного и импортного производства напрямую от производителей и с крупнейших мировых складов;
- Поставка более 17-ти миллионов наименований электронных компонентов;
- Поставка сложных, дефицитных, либо снятых с производства позиций;
- Оперативные сроки поставки под заказ (от 5 рабочих дней);
- Экспресс доставка в любую точку России;
- Техническая поддержка проекта, помощь в подборе аналогов, поставка прототипов;
- Система менеджмента качества сертифицирована по Международному стандарту ISO 9001;
- Лицензия ФСБ на осуществление работ с использованием сведений, составляющих государственную тайну;
- Поставка специализированных компонентов (Xilinx, Altera, Analog Devices, Intersil, Interpoint, Microsemi, Aeroflex, Peregrine, Syfer, Eurofarad, Texas Instrument, Miteq, Cobham, E2V, MA-COM, Hittite, Mini-Circuits, General Dynamics и др.);

Помимо этого, одним из направлений компании «ЭлектроПласт» является направление «Источники питания». Мы предлагаем Вам помощь Конструкторского отдела:

- Подбор оптимального решения, техническое обоснование при выборе компонента;
- Подбор аналогов;
- Консультации по применению компонента;
- Поставка образцов и прототипов;
- Техническая поддержка проекта;
- Защита от снятия компонента с производства.



Как с нами связаться

Телефон: 8 (812) 309 58 32 (многоканальный)

Факс: 8 (812) 320-02-42

Электронная почта: org@eplast1.ru

Адрес: 198099, г. Санкт-Петербург, ул. Калинина, дом 2, корпус 4, литера А.