

HALO **13W, 3.3Vout, Power Transformers (EFD15)** Power Over Ethernet, DC/DC Converter

ELECTRONICS, INC.

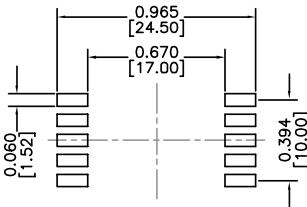
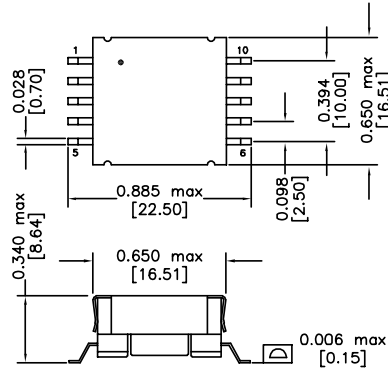
HALO Electronics offers a broad line of power transformers designed for fly-back DC/DC converters used in Power over Ethernet (PoE) applications. These industrial temperature range transformers are UL recognized and are fully compliant to IEEE802.3af requirements for isolation and power ratings. This standard series is LEAD-free and RoHS compliant. Please contact your nearest HALO representative for custom designs.



**13W, 3.3Vout, Power Transformers (EFD15)
Power Over Ethernet, DC/DC Converter**

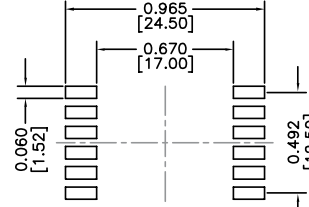
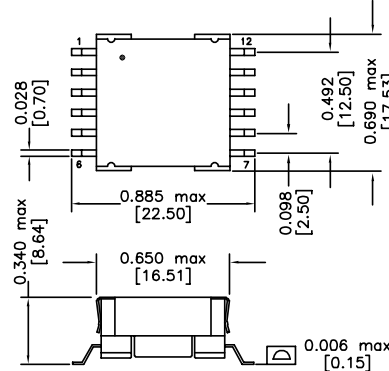
MECHANICAL DIMENSIONS

PACKAGE A



RECOMMENDED SOLDER PAD DIMENSIONS

PACKAGE B



RECOMMENDED SOLDER PAD DIMENSIONS



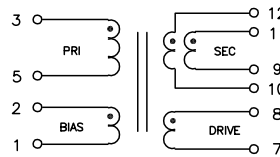
DIMENSIONS: Inch [mm]

TOLERANCES: 0.006 inch if not specified

SCHEMATIC A



SCHEMATIC B



Electrical Specifications @ 25 °C

Isolation Voltage (PRI – SEC): 1,500Vrms

Operating Temp: -40 to +85 °C



Part Number	Turns Ratio	DCR (mΩ max)	PRI OCL	PRI LL	PKG/	IC
	PRI:BIAS:SEC:DRV	PRI/BIAS/SEC/DRV (μH ±10%)	(μH Max)	(μH Max)	SCHE.	P/N
TGP13-S004EFD15LF	1:0.208:0.083	520/400/10	145	5	A	LTC4267
TGP13-S008EFD15LF	1: 0.500:0.167	150/400/10	33	1	A	LM5072
TGP13-S012EFD15LF	1:0.500:0.150:0.275	520/760/20/400	160	2	B	TPS23750

HALO 13W, 3.3 Vout, Power Transformers (EP13) Power Over Ethernet, DC/DC Converter

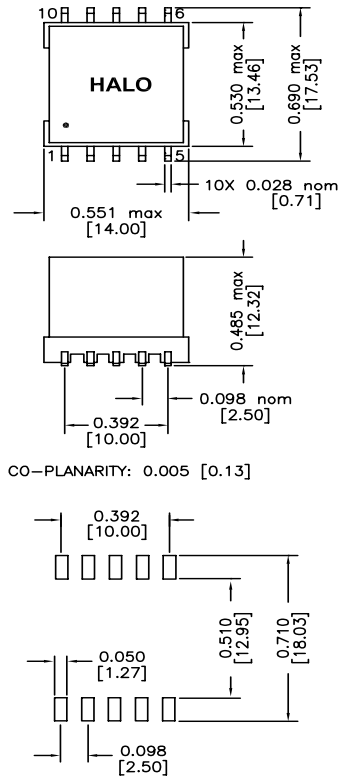
ELECTRONICS, INC.

HALO Electronics offers a broad line of power transformers designed for fly-back DC/DC converters used in Power over Ethernet (PoE) applications. These industrial temperature range transformers are UL recognized and are fully compliant to IEEE802.3af requirements for isolation and power ratings. This standard series is LEAD-free and RoHS compliant. Please contact your nearest HALO representative for custom designs.



13W, 3.3Vout, Power Transformers (EP13)
Power Over Ethernet, DC/DC Converter

MECHANICAL DIMENSIONS

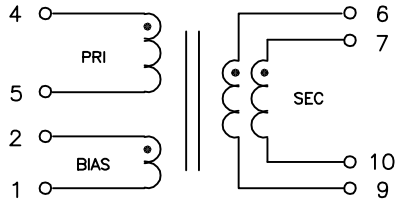


CO-PLANARITY: 0.005 [0.13]

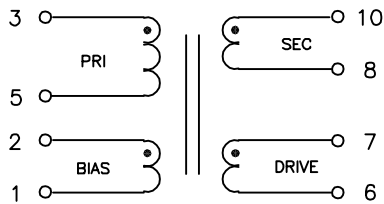
RECOMMENDED SOLDER PAD DIMENSIONS

DIMENSIONS: Inch [mm]
TOLERANCES: 0.006 inch if not specified

SCHEMATIC A



SCHEMATIC B



Electrical Specifications @ 25 °C
Isolation Voltage (PRI – SEC): 1,500Vrms
Operating Temp: -40 to +85 °C



Part Number	Turns Ratio PRI:AUX:SEC:DRV	DCR (mΩ max) PRI/AUX/SEC/DRV	PRI OCL ($\mu\text{H} \pm 10\%$)	PRI LL ($\mu\text{H} \text{ Max}$)	IC SCHE. P/N
TGP13-S003EP13LF	1:0.208:0.083	500/400/15	145	5	A LTC4267
TGP13-S007EP13LF	1: 0.500:0.167	100/400/12	33	1	A LM5072
TGP13-S011EP13LF	1:0.500:0.150:0.275	450/700/30/400	160	3	B TPS23750

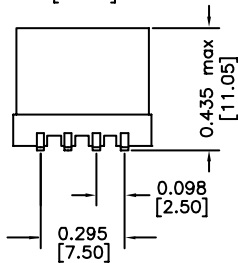
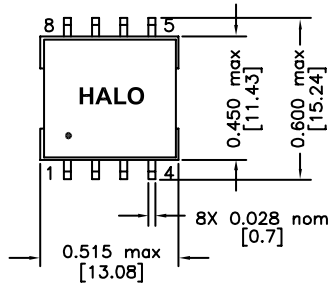
HALO ELECTRONICS, INC. 7W, 3.3Vout, Power Transformers (EP10) Power Over Ethernet, DC/DC Converter

HALO Electronics offers a broad line of power transformers designed for fly-back DC/DC converters used in Power over Ethernet (PoE) applications. These industrial temperature range transformers are UL recognized and are fully compliant to IEEE802.3af requirements for isolation and power ratings. This standard series is LEAD-free and RoHS compliant. Please contact your nearest HALO representative for custom designs.

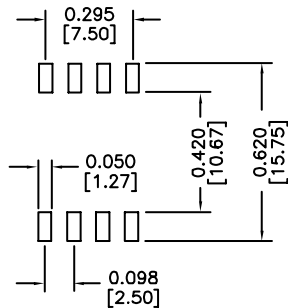


7W, 3.3Vout, Power Transformers (EP10)
Power Over Ethernet, DC/DC Converter

MECHANICAL DIMENSIONS



CO-PLANARITY: 0.005 [0.13]



RECOMMENDED SOLDER PAD DIMENSIONS

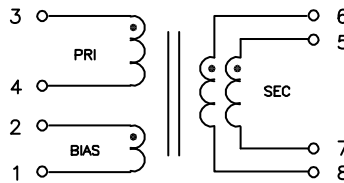
DIMENSIONS: Inch [mm]
TOLERANCES: 0.006 inch if not specified

Electrical Specifications @ 25 °C

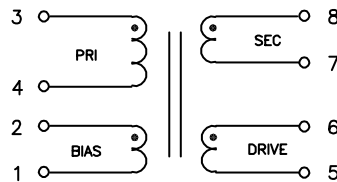
Isolation Voltage (PRI – SEC): 1,500Vrms
Operating Temp: -40 to +85 °C



SCHEMATIC A



SCHEMATIC B



Part Number	Turns Ratio	DCR (mΩ max)	PRI OCL	PRI LL	IC
	PRI:AUX:SEC:DRV	PRI/AUX/SEC/DRV	(μH ±10%)	(μH Max)	SCHE. P/N
TGP7-S002EP10LF	1:0.208:0.083	450/400/12	145	4	A LTC4267
TGP7-S006EP10LF	1:0.500:0.167	100/400/10	33	1	A LM5072
TGP7-S010EP10LF	1:0.500:0.150:0.275	450/700/30/400	160	3	B TPS23750

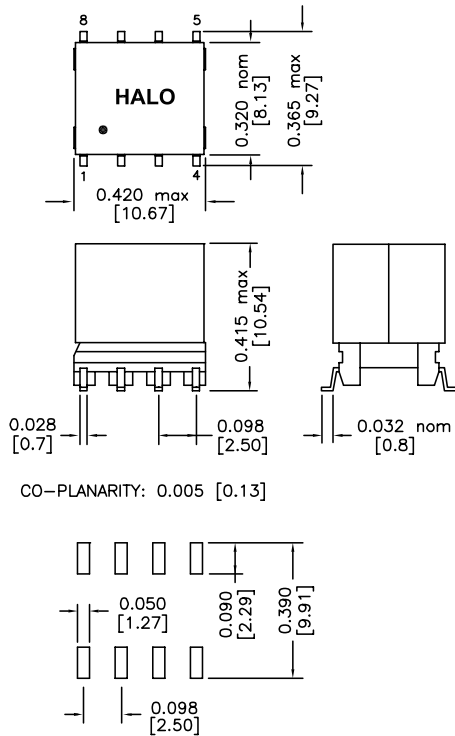
HALO 3W, 3.3Vout, Power Transformers (EP7) Power Over Ethernet, DC/DC Converter

HALO Electronics offers a broad line of power transformers designed for fly-back DC/DC converters used in Power over Ethernet (PoE) applications. These industrial temperature range transformers are UL recognized and are fully compliant to IEEE802.3af requirements for isolation and power ratings. This standard series is LEAD-free and RoHS compliant. Please contact your nearest HALO representative for custom designs.



3W, 3.3Vout, Power Transformers (EP7)
Power Over Ethernet, DC/DC Converter

MECHANICAL DIMENSIONS



RECOMMENDED SOLDER PAD DIMENSIONS

DIMENSIONS: Inch [mm]
TOLERANCES: 0.006 inch if not specified

SCHEMATIC A



SCHEMATIC B



Electrical Specifications @ 25 °C

Isolation Voltage (PRI – SEC): 1,500Vrms
Operating Temp: -40 to +85 °C



Part Number	Turns Ratio	DCR (mΩ max)	PRI OCL	PRI LL	IC
	PRI:AUX:SEC:DRV	PRI/AUX/SEC/DRV	(μH ±10%)	(μH Max) SCHE.	
TGP3-S001EP7LF	1:0.208:0.083	1200/300/20	145	4	A LTC4267
TGP3-S005EP7LF	1: 0.500:0.167	160/300/15	33	1	A LM5072
TGP3-S009EP7LF	1:0.500:0.150:0.275	1000/550/50/300	160	3	B TPS23750



Компания «ЭлектроПласт» предлагает заключение долгосрочных отношений при поставках импортных электронных компонентов на взаимовыгодных условиях!

Наши преимущества:

- Оперативные поставки широкого спектра электронных компонентов отечественного и импортного производства напрямую от производителей и с крупнейших мировых складов;
- Поставка более 17-ти миллионов наименований электронных компонентов;
- Поставка сложных, дефицитных, либо снятых с производства позиций;
- Оперативные сроки поставки под заказ (от 5 рабочих дней);
- Экспресс доставка в любую точку России;
- Техническая поддержка проекта, помощь в подборе аналогов, поставка прототипов;
- Система менеджмента качества сертифицирована по Международному стандарту ISO 9001;
- Лицензия ФСБ на осуществление работ с использованием сведений, составляющих государственную тайну;
- Поставка специализированных компонентов (Xilinx, Altera, Analog Devices, Intersil, Interpoint, Microsemi, Aeroflex, Peregrine, Syfer, Eurofarad, Texas Instrument, Miteq, Cobham, E2V, MA-COM, Hittite, Mini-Circuits, General Dynamics и др.);

Помимо этого, одним из направлений компании «ЭлектроПласт» является направление «Источники питания». Мы предлагаем Вам помощь Конструкторского отдела:

- Подбор оптимального решения, техническое обоснование при выборе компонента;
- Подбор аналогов;
- Консультации по применению компонента;
- Поставка образцов и прототипов;
- Техническая поддержка проекта;
- Защита от снятия компонента с производства.



Как с нами связаться

Телефон: 8 (812) 309 58 32 (многоканальный)

Факс: 8 (812) 320-02-42

Электронная почта: org@eplast1.ru

Адрес: 198099, г. Санкт-Петербург, ул. Калинина, дом 2, корпус 4, литера А.