

Anderson Power Products' family of Euro Battery Connectors (EBC) exceeds all the requirements of DIN 43589-1 and EN 1175-1. The connector design incorporates an innovative, cost effective contact carrier for ease of assembly.

The connectors have a Degree of Protection of IP23 per IEC 60529. The acid resistance and temperature range of the PBT-PC housing exceeds the requirements of EN 1175-1. Contacts are pure copper with silver plate for maximum conductivity.

All materials meet RoHS requirements and are selected to ensure years of reliable service under adverse battery environments.

Features

- Sturdy Advanced Polymer Housings**

PBT-PC alloy housings provides superior resistance to acids and temperature extremes

- DIN 43589-1 Voltage Keying**

Dry-cell, wet-cell & universal keying plugs coded for 24 / 36 / 48 / 72 / 80 & 96 volts DC

- Mating Compatibility with Connectors of Other Manufacturers**

APP "E" series connectors offer dimensional compatibility for air tube and auxiliary contacts over and above the DIN 43589-1 compatibility of housings and main contacts



- Silver Plated Pure Copper Contacts**

For lowest voltage drop and superior performance

SPECIFICATIONS

| Electrical | | Mechanical | |
|---|-----------------------|---|----------------------------|
| Current Rating (Amperes) * | | Life | |
| UL | 340 | a. No Load (mating cycles) | >5000 |
| EN1175-1:1998 | 300 | b. Under Load (Hot Plug 5 mating cycles @96V) | 800A |
| CSA | 260 | | |
| Voltage Rating | | Average Mating / Unmating Force (lbf) | 12 |
| UL / CSA | 600 | (N) | 53 |
| EN1175-1:1998 | 150 | Degree of Protection | IP23 |
| Wire Range | | Acid Resistance | 1.38g / cm ³ |
| - Power Contacts - AWG (mm ²) | #1/0 to 4/0 (50 / 95) | Contact Retention - minimum (lbf) | 100 |
| - Auxiliary Contacts - AWG (mm ²) | #12 to #10 (4 / 6) | (N) | 445 |
| Dielectric Withstanding Voltage (AC) | 2,200 | Air Tube Rating | 2 bar |
| Average Contact Resistance (micro-ohms) | 30 | | |
| Operating Temperature (°C) | -25° to 75° | Materials | |
| (°F) | -13° to 167° | Housing | PBT/PC blend |
| | | Contacts | Copper alloy, silver plate |
| | | Hardware | Steel, zinc chromate plate |

* Current derating curves must be observed as current capacity will vary dependent on wire cross section and ambient temperature. Maximum current carrying capacity is measured at 40°C / 104°F using the maximum wire cross section permissible, crimped to contacts using APP recommended tooling.

ORDERING INFORMATION

Connector Part Number Selection

| Series | Gender | Main Contact | Handle | Coding Key | Auxiliary Contacts & Air Tubes | Packaging |
|--------|-------------------------------|--------------|--------|---------------------|---|--------------|
| E32 ** | 5 | 50 | - 1 | 0 | 2 | 9 |
| 5 | Socket | | | | | 9 Individual |
| 00 | None - Order Separately | | | | 0 None | 8 Bulk |
| 50 | 50 mm ² / #1/0 AWG | | | | 1 (2) Lower Auxiliary Contacts | |
| 70 | 70 mm ² / #2/0 AWG | | | | 2 (2) Upper Auxiliary Contacts | |
| 95 | 95 mm ² / #3/0 AWG | | | | 4 (2) Lower Auxiliary Contacts & (2) Upper Auxiliary Contacts | |
| 0 | No | | | 0 Grey, Wet Cell | 5 Air Tube | |
| 1 | Black | | | 2 Green, Dry Cel | 6 Air Tube & (2) Upper Auxiliary Contacts | |
| | | | | 3 Yellow, Universal | | |

Accessories

| Part Number | Description |
|-------------|---|
| E320-21 | Twin air tube |
| E16-89 | Handle kit - low profile |
| E32-89 | Handle kit - high profile |
| A320LP-MK | Latch plate for mating side |
| A320HL-MK | Handle with latch & hardware |
| 994G4 | Manual release bracket & handle |
| 993G4 | Manual release mounting plate for mating half |

** A supplemental auxiliary holder will ship with each pair of contacts.

HEADQUARTERS: Anderson Power Products®, 13 Pratts Junction Road, Sterling, MA 01564-2305 USA T:978-422-3600 F:978-422-3700

EUROPE: Anderson Power Products® Ltd., Unit 3, Europa Court, Europa Boulevard, Westbrook, Warrington, Cheshire, WA5 7TN United Kingdom T: +44 (0) 1925 428390 F: +44 (0) 1925 520203

ASIA / PACIFIC: IDEAL Anderson Asia Pacific Ltd., Unit 922-928 Topsail Plaza, 11 On Sum Street, Shatin N.T., Hong Kong T: +(852) 2636 0836 F: +(852) 2635 9036

CHINA: IDEAL Anderson Technologies (Shenzhen) Ltd., Block A8 Tantou Western Industrial Park, Songgang Baoan District, Shenzhen, P.R. China 518105 T: +(86) 755 2768 2118 F: +(86) 755 2768 2218

TAIWAN: IDEAL Anderson Asia Pacific Ltd., Taiwan Branch, 4F-2, No.116, Dadun 20th St., Situn District, Taichung City 407, Taiwan (R.O.C.) T: +(886) 4 2310 6451 F: +(886) 4 2310 6460

www.andersonpower.com

ORDERING INFORMATION

Tooling

Part

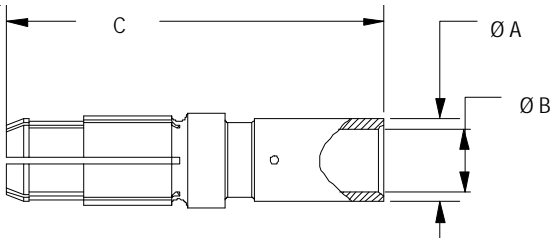
| Number | Description |
|---------|-----------------------------------|
| 1387G3 | Hydraulic tool for power contacts |
| E160-36 | Extraction tool |

Note: For tooling die information, see tooling chart on website.

DIMENSIONS

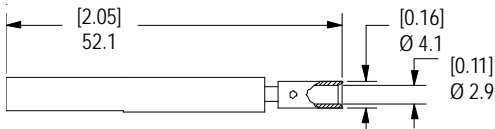
Socket Contact

| Part Number | - Wire - | | - ØA - | | - ØB - | | - C - | |
|-------------|-----------------|------|--------|------|--------|------|-------|------|
| | mm ² | AWG | mm | in. | mm | in. | mm | in. |
| 320-1150 | 50 | #1/0 | 14.5 | 0.57 | 11.0 | 0.43 | 65.5 | 2.58 |
| 320-1170 | 70 | #2/0 | 17.0 | 0.67 | 13.0 | 0.51 | 65.5 | 2.58 |
| 320-1195 | 95 | #3/0 | 19.8 | 0.78 | 15.0 | 0.59 | 70.5 | 2.78 |



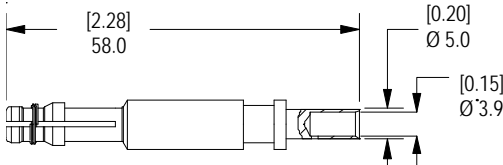
Upper Auxiliary Contact

E320-35 upper auxiliary contact for 4 mm² (#12 AWG)

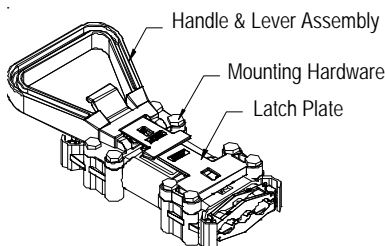


Lower Auxiliary Contact

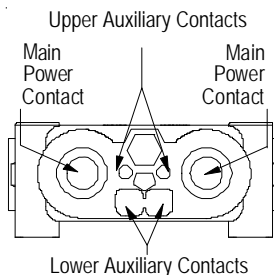
160-13 lower auxiliary contact for 6 mm² (#10 AWG)



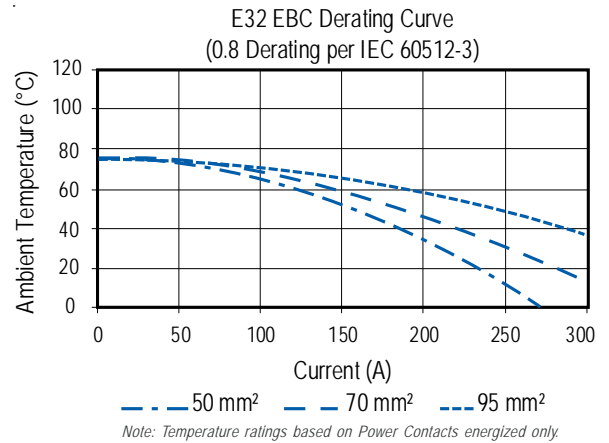
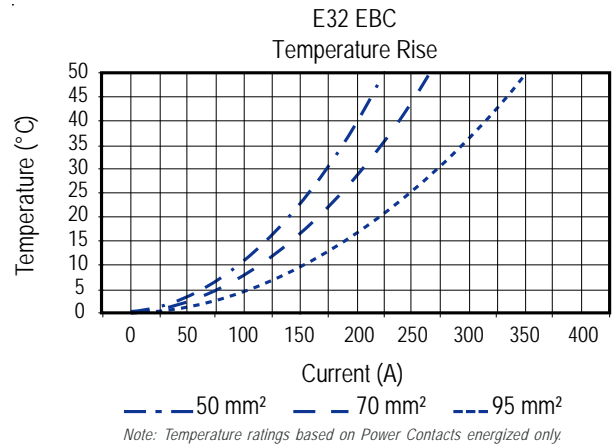
Handle / Lever Assembly / Latch



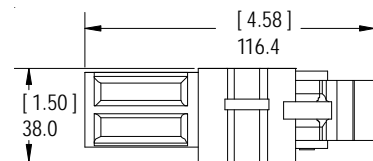
Housing Front View



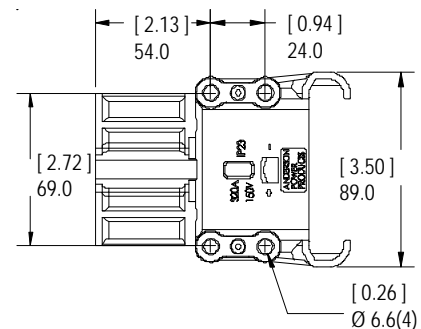
TEMPERATURE CHARTS



Housing Side View



Housing Top View





Компания «ЭлектроПласт» предлагает заключение долгосрочных отношений при поставках импортных электронных компонентов на взаимовыгодных условиях!

Наши преимущества:

- Оперативные поставки широкого спектра электронных компонентов отечественного и импортного производства напрямую от производителей и с крупнейших мировых складов;
- Поставка более 17-ти миллионов наименований электронных компонентов;
- Поставка сложных, дефицитных, либо снятых с производства позиций;
- Оперативные сроки поставки под заказ (от 5 рабочих дней);
- Экспресс доставка в любую точку России;
- Техническая поддержка проекта, помощь в подборе аналогов, поставка прототипов;
- Система менеджмента качества сертифицирована по Международному стандарту ISO 9001;
- Лицензия ФСБ на осуществление работ с использованием сведений, составляющих государственную тайну;
- Поставка специализированных компонентов (Xilinx, Altera, Analog Devices, Intersil, Interpoint, Microsemi, Aeroflex, Peregrine, Syfer, Eurofarad, Texas Instrument, Miteq, Cobham, E2V, MA-COM, Hittite, Mini-Circuits, General Dynamics и др.);

Помимо этого, одним из направлений компании «ЭлектроПласт» является направление «Источники питания». Мы предлагаем Вам помощь Конструкторского отдела:

- Подбор оптимального решения, техническое обоснование при выборе компонента;
- Подбор аналогов;
- Консультации по применению компонента;
- Поставка образцов и прототипов;
- Техническая поддержка проекта;
- Защита от снятия компонента с производства.



Как с нами связаться

Телефон: 8 (812) 309 58 32 (многоканальный)

Факс: 8 (812) 320-02-42

Электронная почта: org@eplast1.ru

Адрес: 198099, г. Санкт-Петербург, ул. Калинина, дом 2, корпус 4, литера А.