

NETWORK IDENTIFICATION SYSTEMS	E1
Label and Printer Combinations for a Variety of Applications	E2
Printers	E3-E3
<i>PAN-QUIK</i> ™ LS3E Hand-Held Dot-Matrix Printer	E3
Permanent Marking Pens	E4
<i>PAN-MARK</i> ™ for WINDOWS^ Labeling Software	E5
Cable Labeling	E6
Self-Laminating Self-Adhesive Labels	E6-E7
Self-Laminating, Write-On Self-Adhesive Cable Label Books (PSCB) and Dispensers (PLD)	E7
Self-Laminating, Write-On Fiber Optic Cable Marker Rigid (Non-Adhesive) Tag	E7
Preprinted Fiber Optic Cable Markers	E8
Self-Laminating Cable Marker Holders and Labels for Large Cable or Cable Bundles	E8
Patch Panel Labels	E9-E10
Punchdown System Labels	E11
Port Identification Labels	E11-E12
Surface Mount Box Port Identification Labels	E12
Outlet Identification Labels	E13
Label Installation Instructions for Faceplates with Label Insert and Label Cover Included	E13-E16
Color Selection Guide	E17
Material Specifications	E17

PANDUIT®

NETWORK CONNECTIVITY GROUP

Proper administration of your cabling infrastructure is crucial to maintain network uptime. Depend upon the fully integrated scalable line of **network identification systems** from *PANDUIT*® for easier moves, adds, changes and routine maintenance.




PAN-CODE™ Identification Products for Network Systems

The Telecommunications Industry Association (TIA) long ago recognized the importance of properly identifying network systems. You can't fix what you can't find. You can't add, move or change channels that are out of order if you can't locate them. Therefore, the TIA-606A standard was born and the industry acknowledged the importance of a world-class, fully integrated scalable cable identification and labeling system. Our labeling system is designed to support TIA-606A compliant labeling.

Sold exclusively by authorized *PANDUIT* distributors.

Label and Printer Combinations for a Variety of Applications

Step 1: Determine the type of printer you will be using



- Desktop Printer

PANDUIT® offers computer printable labels for laser, ink jet, thermal transfer and dot-matrix desktop printers. Labels are designed to function in most desktop printers with your computer.

Laser and Ink Jet labels are supplied on 8.5" x 11" (216mm x 279mm) sheets. Thermal transfer labels are supplied on rolls and can be used with the *PANDUIT* PTR2E and PTR3E Thermal Transfer printers or similar printers. Dot-matrix labels are supplied on pinfeed carriers.

For best results for all the above, use with *PAN-MARK*™ for WINDOWS^ Labeling Software (see [page E5](#)).

For information on the *PANDUIT* PTR2E and PTR3E Thermal Transfer Printers, see [page E3](#).



- *PAN-QUIK*™ LS3E Hand-Held Printer

The fast, reliable way to print the majority of your communication labels on-site. This lightweight dot-matrix printer has a complete line of labels designed specifically for communication applications and TIA/EIA-606A compliance (see [page E3](#)).

Step 2: Select your labeling application below. Refer to the pages listed and review the label / printer options available.



Cables [pages E6-E8](#)



Patch Panels [pages E9-E10](#)
Punchdown Systems..... [page E11](#)



Modules.....[pages E11-E12](#)
Surface Mount
Boxes[page E12](#) and [E16](#)
Faceplates..... [pages E13-E16](#)

^ WINDOWS is a registered trademark of Microsoft Corp.

For a complete catalog of labeling solutions, request the *PAN-CODE*™ Identification and Labeling Solutions catalog (SA101N315C-ID).

Printers



PTR2E Thermal Transfer Printer

Create a variety of custom network labels

- *It's Quick!* — Custom capability allows labels to be produced in-house, when you need them with this fast, portable, desktop printer
- Mark cables, patch panels, faceplates and more
- For medium to high volume labeling applications
- High quality 203 dpi thermal transfer print
- Works with most standard PC's and label printing software including *PAN-MARK™* for WINDOWS® Labeling Software (see [page E5](#))

Mechanical Information

- Size:** 6.8" H x 7.9" W x 9.8" L
(173 mm H x 200 mm W x 249 mm L)
- Weight:** 4 lbs. (1.8 kg)
- Print Speed:** Select constant speeds of 1", 1.5" or 2" (25, 38 or 51 mm) per second
- Media:** Roll Width: 1.1" - 4.6" (28 mm - 118 mm)
Max. Roll Diameter: 3.8" (96 mm)
Core Diameter: 1.0" (25 mm)
Use PTR2-RS Roll Stand for rolls with a core diameter > 1.0" (25 mm)
- Resolution:** 203 dpi (8 dots/mm)

Part Number	Description	Std. Pkg. Qty.
PTR2E	Thermal Transfer Printer (Includes printer, AC power cord and manual)	1
TTRW-BL	Black Wax Ribbon for printing Self-Laminating Labels 4.33" x 299' (110.0 mm x 85.3 m)	1
TTR-BL	Black Resin Ribbon for printing Polyester Labels 4.33" x 262' (110.0 mm x 79.8 m)	1
PTR2-RS	External Label Roll Stand <i>Used to rear feed labels that are not supplied on 1.00" (25.4 mm) cores</i>	1
PTR-CLN	Printer Cleaning Kit Contains 14 oz. (116 ml) bottle cleaning solution with MSDS, cleaning pen, 100 swabs, 12 alcohol wipes and instructions	1

ORDERING INFORMATION:

Order number of units required, in multiples of Standard Package Quantity.



PTR3E Thermal Transfer Printer

Fast, rugged printer for high volume applications

- High speed 32-bit RISC / 133 MHz processor provides maximum performance at speeds up to 10 inches per second
- Mark cables, patch panels, faceplates and more
- For high volume labeling applications
- High quality 203 dpi thermal transfer print
- Compatible with *PAN-MARK* for WINDOWS® Labeling Software (see [page E5](#))

Mechanical Information

- Size:** 13.5" H x 10.4" W x 17.0" L
(341 mm H x 265 mm W x 430 mm L)
- Weight:** 40 lbs. (18 kg)
- Print Speed:** Up to 10" (254 mm) per second
- Media:** Roll Width: 1.0" - 5.0" (25 mm - 125 mm)
Max. Roll Diameter: 8.6" (220 mm)
Core Diameter: 1.5" or 3.0" (38 mm or 76 mm)
- Resolution:** 203 dpi (8 dots/mm)

Part Number	Description	Std. Pkg. Qty.
PTR3E	Thermal Transfer Printer, comes standard with parallel port* (Includes printer, AC power cord and manual)	1
TTR4W-BL-S	Black Wax Ribbon for printing Self-Laminating Labels 4.30" x 1181' (109.2 mm x 360.0 m)	1
TTR4-BL-S	Black Resin Ribbon for printing Polyester Labels 4.30" x 1181' (109.2 mm x 360.0 m)	1
PTR-CLN	Printer Cleaning Kit Contains 4 oz. (116 ml) bottle cleaning solution with MSDS, cleaning pen, 100 swabs, 12 alcohol wipes and instructions	1

ORDERING INFORMATION:

Order number of units required, in multiples of Standard Package Quantity.

*Contact technical assistance if serial port is required.

Printers

Conveniently print your own labels using the **PANDUIT LS3E Hand-Held Printer**



Cable labels



Cable bundle labels



Faceplate labels



Surface mount box labels



Patch panel labels



Module labels

PAN-QUIK™ LS3E Hand-Held Dot-Matrix Printer



- Quickly and easily produce the labels needed to identify your network and comply with TIA/EIA-606A
- Flexibility to print self-laminating cable labels, patch panel labels, heat shrink markers and more with one inexpensive, hand-held printer
- **QUIK-KEY™** Fast Label Formatting System

provides one step label set-up

- 20 Kb file storage memory saves time when producing frequently used labels
- Automatic recall of last legend entered so there is no need to re-enter information after shut-off or recharging battery pack
- Automatic alpha and numeric serialization reduces setup time when producing a series of labels
- Special fonts designed to make patch panel labeling quick and easy
- Automatic legend repeat saves time when producing duplicate labels
- Fast drying self-laminating labels reduce installation time
- Rotated legends allow printing of continuous strips for marking terminal blocks, patch panels and more

Printer and Accessories

Part Number	Description	Std. Pkg. Qty.
LS3E	Includes Printer, Battery Pack, 120 VAC Battery Charger, Printer Ribbon, Wrist Strap, and Operator's Manual	1
LS3E-KIT	Includes Printer, Battery Pack, 120 VAC Battery Charger, Ribbon, Wrist Strap, Operator's Manual, LS3EAK-S AC adapter and carrying case	1
LS3E-BP	Replacement Battery Pack	1
LS3EC-S	Replacement 120 VAC Battery Charger. Used only to charge LS3E battery. Cannot be used to power LS3E directly from Power Outlet.	1
LS3-RIB	Replacement Printer Ribbon	1
LS3E-MAN-A†	Replacement Operator Manual	1
LS3EACS	1 each: Universal AC Adapter (LS3EA), Battery Charging Pack (LS3EC) and Power Cord Listed (CORD-S). Power LS3E directly from Power Outlet and charge LS3E Battery Pack at the same time	1
LS3EAK-S	1 each: Universal AC Adapter (LS3EA) and Power Cord Listed (CORD-S). Power LS3E directly from Power Outlet	1
LS3ECAP	1 each: Battery Charging Pack (LS3EC) and Auto Plug (LS3EAP). Power LS3E directly from Auto Cigarette Lighter and charge LS3E Battery Pack at the same time	1
LS3EAP	Replacement Auto Plug. Power LS3E directly from Auto Cigarette Lighter	1
LS3E-CP	Replacement Battery Charging Pack. Power LS3E directly from AC Power Source and charge LS3E Battery Pack at the same time (Must be used with Universal AC Adapter and Power Cord - not included)	1
LS3EA	Universal AC Adapter	1
CORD-S	Replacement Power Cord	1
LS3-CASE	Carrying Case	1
LS3-BS	Printer Belt Holster	1

ORDERING INFORMATION:

Order number of units required, in multiples of Standard Package Quantity.

†To order Operator's Manual in other languages, replace -A with -D for German, -F for French, -I for Italian, -N for Dutch, -P for Portuguese, -C for Chinese, -E for Spanish, -J for Japanese.

Permanent Marking Pens



- Fast drying permanent ink
- Can be used to mark write-on markers shown in this section
- May also be used with any label shown in this catalog when a printer is not available. Applications include labeling cables, patch panels, faceplates and modules.

Part Number	Description	Color	Std. Pkg. Qty.
PFX-0	For detailed marking on nylon surfaces. Color of cap and end is color of ink.	Black	12
PFX-2		Red	12
PX-10	For marking black or other dark colored parts. Extra tip at end of pen also denotes color.	White	12
PX-0	Color of pen is color of ink. Reversible tip to extend life of pen.	Black	12
PX-2		Red	12

ORDERING INFORMATION:

Order number of pens required, in multiples of Standard Package Quantity.

NETWORK IDENTIFICATION SYSTEMS

PAN-MARK™ for WINDOWS^ Labeling Software

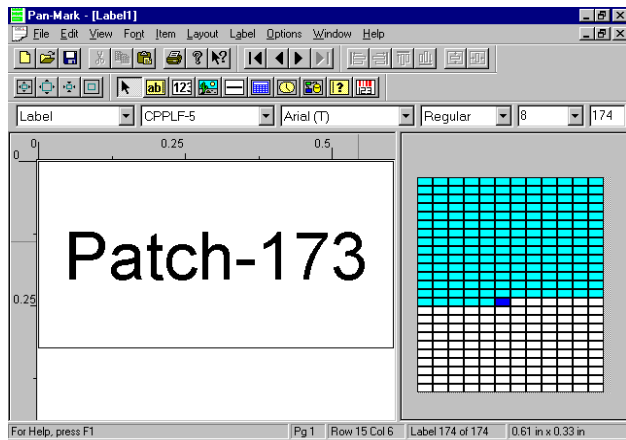
- All labels in this catalog for desktop printers are computer printable
- Designed to create labels for all communications applications in accordance with TIA/EIA-606A Standards
- Ability to create spreadsheets and databases within the program for data import and information storage
- ODBC (Open Data-Base Connectivity) allows importing of information from electronic databases such as EXCEL^ and ACCESS^ directly onto the label formats
- Easy to enter different text on each label — simply type the text and press Page Down for the next label!
- Uses full range of WINDOWS fonts including TrueType* fonts
- Uses most WINDOWS printer drivers and can be used to drive most desktop printers including PANDUIT® PTR2E and PTR3E Desktop Printers
- Use image library to add commonly used datacomm symbols to your labels, including these:



- Import Bitmap (.bmp) graphic images into a label — add your own company logo to labels
- Numerous serialization options
- 21 Resident Bar Code Symbolologies
- Includes all of the latest label formats for PANDUIT Thermal Transfer, Ink Jet, Laser and Dot-Matrix Labels
- Can be used with all PANDUIT computer printable labels shown in this catalog and also with other commercially available computer printable labels
- Easy to install

System Requirements

- WINDOWS 95, 98, Me, 2000, NT 3.x or higher; minimum 486 processor; minimum 8Mb of RAM; 30Mb hard drive space



Part Number	Format	Std. Pkg. Qty.
PROG-WIN2	3.5" Disks	1
PROG-WIN2CD	CD ROM	1

ORDERING INFORMATION:

Order software required, in multiples of Standard Package Quantity.

* TrueType is a registered trademark of Apple Computing, Inc.

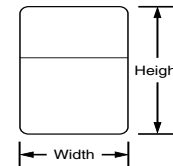
^ WINDOWS, EXCEL and ACCESS are registered trademarks of Microsoft Corp.

Cable Labeling

Self-Laminating Self-Adhesive Labels



- White print-on area is highly legible
- Clear overlaminate protects legend
- Some sizes available with TIA recommended colors on the print-on area
- Adhesive designed to insure long term bonding
- Some parts available in self-extinguishing TEDLAR▲ material for high performance applications or outdoor use



Part Number	Material	Total Area Width x Height In. (mm)	Print-On Area Width x Height In. (mm)	Nominal Cable Outside Diameter In. (mm)	Typical UTP	Typical Fiber	Std. Pkg. Qty.
For Desktop Laser and Ink Jet Printers							
LJSL4-Y3-2.5*	GMV3	1.00 x 1.00 (25.4 x 25.4)	1.00 x 0.34 (25.4 x 8.6)	0.11-0.21 (2.8-5.3)	4 Pair	2-4 Strand	2500
LJSL5-Y3-2.5*	Self-Laminating Polyester (Indoor/Outdoor)	1.00 x 1.33 (25.4 x 33.8)	1.00 x 0.47 (25.4 x 11.9)	0.15-0.27 (3.8-6.8)	4 Pair	2-12 Strand	2500
LJSL7-Y3-1		2.00 x 1.50 (50.8 x 38.1)	2.00 x 0.50 (50.8 x 12.7)	0.16-0.32 (4.1-8.1)	4 Pair	2-18 Strand	1000
LJSL6-Y3-1		1.00 x 3.17 (25.4 x 80.5)	1.00 x 0.97 (25.4 x 24.6)	0.31-0.70 (7.9-17.8)	25 Pair	24-132 Strand	1000
LJSL8-Y3-1		2.00 x 3.17 (50.8 x 80.5)	2.00 x 1.00 (50.8 x 25.4)	0.32-0.69 (8.1-17.5)	25 Pair	42-132 Strand	1000
LJSL19-Y3-1		1.00 x 5.45 (25.4 x 138.4)	1.00 x 1.00 (25.4 x 25.4)	0.32-1.42 (8.1-36.1)	25 Pair	42-156 Strand	1000
For PANDUIT® PTR2E Thermal Transfer Printer or comparable desktop printers (Labels supplied on 1" cores)							
TTSL-2*	GMV3	1.00 x 1.50 (25.4 x 38.1)	1.00 x 0.50 (25.4 x 12.7)	0.16-0.32 (4.1-8.1)	4 Pair	2-18 Strand	2500
TTSL-3*	Self-Laminating Vinyl (Indoor)	2.00 x 1.50 (50.8 x 38.1)	2.00 x 0.50 (50.8 x 12.7)	0.32-0.46 (8.1-11.7)	25 Pair	42-48 Strand	1000
TTSL-4*		1.00 x 2.44 (25.4 x 62.0)	1.00 x 1.00 (25.4 x 25.4)				1500
TTSL-5*		2.00 x 2.44 (50.8 x 62.0)	2.00 x 1.00 (50.8 x 25.4)				500
TTSL-54	GMT1	1.00 x 1.50 (25.4 x 38.1)	1.00 x 0.50 (25.4 x 12.7)	0.16-0.32 (4.1-8.1)	4 Pair	2-18 Strand	2500
TTSL-55	Self-Laminating TEDLAR (Indoor/Outdoor)	2.00 x 1.50 (50.8 x 38.1)	2.00 x 0.50 (50.8 x 12.7)	0.32-0.46 (8.1-11.7)	25 Pair	42-48 Strand	1000
TTSL-56		1.00 x 2.44 (25.4 x 62.0)	1.00 x 1.00 (25.4 x 25.4)				1500
TTSL-57		2.00 x 2.44 (50.8 x 62.0)	2.00 x 1.00 (50.8 x 25.4)				500
For PANDUIT PTR3E Thermal Transfer Printer or comparable desktop printers (Labels supplied on 3" cores)							
TTSL2VC3-5*	GMV3	1.00 x 1.50 (25.4 x 38.1)	1.00 x 0.50 (25.4 x 12.7)	0.16-0.32 (4.1-8.1)	4 Pair	2-18 Strand	5000
TTSL3VC3-1	Self-Laminating Vinyl (Indoor)	2.00 x 1.50 (50.8 x 38.1)	2.00 x 0.50 (50.8 x 12.7)	0.32-0.46 (8.1-11.7)	25 Pair	42-48 Strand	1000
TTSL4VC3-5		1.00 x 2.44 (25.4 x 62.0)	1.00 x 1.00 (25.4 x 25.4)				5000
TTSL5VC3-2.5		2.00 x 2.44 (50.8 x 62.0)	2.00 x 1.00 (50.8 x 25.4)				2500
For Desktop Dot-Matrix Printers							
PDL-2*	GMV3	1.00 x 1.44 (25.4 x 36.5)	1.00 x 0.50 (25.4 x 12.7)	0.16-0.30 (4.1-7.6)	4 Pair	2-18 Strand	5000
PDL-3	Self-Laminating Vinyl (Indoor)	2.00 x 1.44 (50.8 x 36.5)	2.00 x 0.50 (50.8 x 12.7)	0.24-0.54 (6.1-13.7)	25 Pair	16-84 Strand	5000
PDL-4		1.00 x 2.44 (25.4 x 62.0)	1.00 x 0.75 (25.4 x 19.1)				1000
PDL-5*		2.00 x 2.44 (50.8 x 62.0)	2.00 x 0.75 (50.8 x 19.1)				1000
PDL-54*	GMT1	1.00 x 1.38 (25.4 x 34.9)	1.00 x 0.50 (25.4 x 12.7)	0.16-0.28 (4.1-7.1)	4 Pair	2-18 Strand	5000
	Self-Laminating TEDLAR (Indoor/Outdoor)						

ORDERING INFORMATION:


Order number of labels required, in multiples of Standard Package Quantity.

*Part numbers shown have white print-on areas. Other colors available. See [page E17](#) for ordering information. Colored labels are not available for ink jet printers.

▲ TEDLAR is the registered trademark of E.I. DuPont Co.

NETWORK IDENTIFICATION SYSTEMS

Self-Laminating Self-Adhesive Labels (continued)

Part Number	Material	Total Area Width x Height In. (mm)	Print-On Area Width x Height In. (mm)	Nominal Cable Outside Diameter In. (mm)	Typical UTP	Typical Fiber	Labels Per Roll	Std. Pkg. Qty.
For PAN-QUIK™ LS3E Hand-Held Printer								
LWS-2*	 GMV3 Self-Laminating Vinyl (Indoor)	1.00 x 1.25 (25.4 x 31.7)	1.00 x 0.50 (25.4 x 12.7)	0.16-0.24 (4.1-6.1)	4 Pair	2-8 Strand	250	1 Roll
LWS-3		1.50 x 1.25 (38.1 x 31.7)	1.50 x 0.50 (38.1 x 12.7)				250	1 Roll
LWS-10		1.00 x 2.50 (25.4 x 63.5)	1.00 x 0.75 (25.4 x 19.0)	0.24-0.56 (6.1-14.1)	25 Pair	12-84 Strand	100	1 Roll
LWS-11‡		1.50 x 2.50 (38.1 x 63.5)	1.50 x 0.75 (38.1 x 19.0)				100	1 Roll
LWS-13		1.50 x 4.00 (38.1 x 101.6)	1.50 x 1.00 (38.1 x 25.4)	0.32-0.96 (8.1-24.3)	25 Pair	42-156 Strand	100	1 Roll
LWS-54	GMT1 Self-Laminating TEDLAR▲ (Indoor/Outdoor)	1.00 x 1.25 (25.4 x 31.7)	1.00 x 0.50 (25.4 x 12.7)	0.16-0.24 (4.1-6.1)	4 Pair	2-8 Strand	250	1 Roll

ORDERING INFORMATION:

Order number of rolls required, in multiples of Standard Package Quantity.

*Part numbers shown have white print-on areas. Other colors available. See [page E17](#) for ordering information.

‡ Also available with perforated overlaminate for use on flat surfaces. To order, use part number LWS-11P

Self-Laminating, Write-On Self-Adhesive Cable Label Books (PSCB) and Dispensers (PLD)



PSCB



PLD

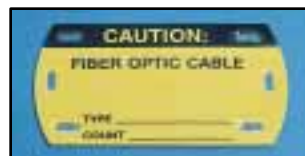
- PSCB labels are provided in book format
- PLD labels are provided in handy dispenser
- Both formats protect labels when not in use
- Quick, easy to use for smaller installations and maintenance
- Can be marked with *PANDUIT®* Permanent Marker Pens for permanent applications shown on [page E3](#) (sold separately)

Part Number	Material	Total Area Width x Height In. (mm)	Write-On Area Width x Height In. (mm)	Nominal Cable Outside Diameter In. (mm)	Typical UTP	Typical Fiber	Labels Per Book or Roll	Std. Pkg. Qty.
PSCB-12	Vinyl	0.50 x 1.50 (12.7 x 38.1)	0.50 x 0.63 (12.7 x 15.9)	0.20-0.28 (5.1-7.1)	4 Pair	6-18 Strand	180	1 Book
PSCB-3	Vinyl	1.00 x 3.00 (25.4 x 76.2)	1.00 x 0.75 (25.4 x 19.1)	0.24-0.72 (6.1-18.3)	25 Pair	12-132 Strand	60	
PSCB-13	Vinyl	1.50 x 3.00 (38.1 x 76.2)	1.50 x 0.75 (38.1 x 19.1)				40	
PLD-1	Vinyl	1.00 x 1.50 (25.4 x 38.1)	1.00 x 0.37 (25.4 x 9.4)	0.12-0.36 (3.0-9.1)	4 Pair	2-36 Strand	200	1 Dispenser
PLD-2	Vinyl	1.00 x 3.00 (25.4 x 76.2)	1.00 x 0.75 (25.4 x 19.1)	0.24-0.72 (6.1-18.3)	25 Pair	12-132 Strand	100	

ORDERING INFORMATION:

Order number of books or dispensers required, in multiples of Standard Package Quantity.

Self-Laminating Write-On Fiber Optic Cable Marker Rigid (Non-Adhesive) Tag



- Can be installed with *PANDUIT* 0.14" (3.6mm) width Intermediate size cable ties shown on [pages D86-D89](#) or *PANDUIT* 0.33" (8.38mm) and 0.50" (12.7mm) width *TAK-TY™* Hook and Loop Cable Ties shown on [page D85](#)

Part Number	Legend/ Background Color	Size Width x Height In. (mm)	Tags Per Pkg.	Std. Pkg. Qty.
PST-FO	Black/Yellow	3.50 x 2.00 (88.9 x 50.8)	5 Tags	1 Pkg.
PST-FOBLNK	Yellow (Blank)			

ORDERING INFORMATION:

Order number of packages required, in multiples of Standard Package Quantity.

▲TEDLAR is the registered trademark of E.I. DuPont Co.

Preprinted Fiber Optic Cable Markers



Part Number	Legend	Part Number	Legend	Label Size Width x Height In. (mm)	Labels Per Card	Std. Pkg.
Self-Adhesive Vinyl Markers						
PCV-FOA	FIBER OPTIC	PCV-FOCA	FIBER OPTIC CABLE	9.00 x 2.25 (228.6 x 57.2)	1	5 Cards
PCV-FOB		PCV-FOCB		4.50 x 1.13 (114.3 x 28.6)	4	5 Cards
PCV-FOC		PCV-FOCC		2.25 x 0.50 (57.2 x 12.7)	18	5 Cards
Snap-On Markers*						
PCV-FOR	FIBER OPTIC	—	—	8.00 x 8.00 (203.2 x 203.2)	1	1 Marker

ORDERING INFORMATION:

Order number of cards or markers required, in multiples of Standard Package Quantity.

*Snap-on markers are non-adhesive pre-curved markers that curl around the cable to provide 360° identification

Self-Laminating Cable Marker Holders and Labels for Large Cables or Cable Bundles



- Quick and easy TIA/EIA-606A compliance for a wide range of cables and cable bundles
- - Print label with the *PANDUIT*® *PAN-QUIK*™ LS3E Hand-Held Printer or any desktop printer
- - Insert in holder
- - Fold down integral overlaminates
- - Attach to cable bundle
- Durable, self-laminating tag material protects labels
- Can be applied as a wrap-around marker (parallel to cable) or flag marker (45° or 90° to cable)
- Attach with *PANDUIT* Intermediate or Standard Cross-Section Cable Ties (see [pages D86-D89](#))
- Can also be used with *PANDUIT* 0.33" (8.4 mm) and 0.50" (12.7 mm) width *TAK-TY*™ Hook and Loop Cable Ties in the 90° flag application (see [page D85](#))
- Available in white, yellow, orange, gray and brown for color coding and TIA/EIA-606A compliance



Marker Holders				
Part Number	Color	Size Width x Height In. (mm)	Marker Holders Per Pkg.	Std. Pkg. Qty.
SLCT-WH	White	3.00 x 1.31 (76.2 x 33.3)	25	1 Pkg.
SLCT-OR	Orange			
SLCT-YL	Yellow			
SLCT-IG	Gray			
SLCT-BR	Brown			

ORDERING INFORMATION:

Order number of packages required, in multiples of Standard Package Quantity.

Suggested Labels			
Part Number	Printer Used	Label Size Width x Height In. (mm)	Std. Pkg. Qty.
For PAN-QUIK LS3E Hand-Held Printer — Self-Adhesive Labels			
L3PL3CL	LS3E	2.00 x 1.00 (50.8 x 25.4)	1 Roll (100 Labels)
For Desktop Printers — Self-Adhesive Labels			
PLL-17-Y2-1	Laser	1.88 x 0.83 (47.6 x 21.1)	1000 Labels
PDL-301	Dot-Matrix	2.00 x 0.90 (50.8 x 22.9)	1000 Labels
JL41PO-0.5	Ink Jet	2.00 x 0.90 (50.8 x 22.9)	500 Labels
For Thermal Transfer — Self-Adhesive Labels			
TTC20Y-2.5	Thermal Transfer	2.00 x 1.00 (50.8 x 25.4)	2500 Labels

ORDERING INFORMATION:

For LS3E Labels, order number of rolls required in multiples of Standard Package Quantity. For Laser, Dot-Matrix and Ink Jet Labels, order number of labels required in multiples of Standard Package Quantity.

NETWORK IDENTIFICATION SYSTEMS

Patch Panel Labels



- Provide easy, professional labeling of patch panels
- See information below and on [page E10](#) to determine the best label for your *PANDUIT*® patch panel

Part Number	Printer	Material	Label Size Width x Height In. (mm)	Std. Pkg. Qty.
-------------	---------	----------	------------------------------------	----------------

For Desktop Printers — Self-Adhesive Labels

CPPLF-5*	Laser and Dot-Matrix	GMPO Polyolefin	0.61 x 0.33 (15.5 x 8.4)	5000
JL43PO-1	Ink Jet	GMPO5 Polyolefin	2.60 x 0.34 (66.0 x 8.7)	1000
JL44PO-1			3.70 x 0.34 (94.0 x 8.7)	1000
JLCPL-1			0.61 x 0.33 (15.5 x 8.4)	1000
TTC-CPL-5	PTR2E† or PTR3E Thermal Transfer	GMY4-W Polyester	0.61 x 0.33 (15.5 x 8.4)	500
TTC73Y-5*			2.60 x 0.34 (66.0 x 8.7)	5000

ORDERING INFORMATION:

Order number of labels required, in multiples of Standard Package Quantity.

*Part numbers shown are white. Other colors available. See [page E17](#) for ordering information.

†Labels are provided on 3" cores and should be used with the PTR2-RS Rdl Strand (see [page E3](#)) when printed on the PTR2E printer.



LS3E

Part Number	Material	Label Size Width x Height In. (mm)	Labels Per Roll	Std. Pkg. Qty.
-------------	----------	------------------------------------	-----------------	----------------

For *PAN-QUIK*™ LS3E Hand-Held Printer — Self-Adhesive Labels

L3CPLFWH*	GMY Polyester	1.23 x 0.33 (31.1 x 8.5)	500	1 Roll
L3PP2WH*	GMY Polyester	3.68 x 0.25 (93.5 x 6.3)	100	1 Roll

ORDERING INFORMATION:

Order number of rolls required, in multiples of Standard Package Quantity.

*Part numbers shown are white. Other colors available. See [page E17](#) for ordering information.

See [pages C8-C12](#) for patch panel information

- Refer to the tables below and on [page E10](#) to quickly determine the best label for your *PANDUIT* patch panel



CPPKTG24WBL†
CPPKTG48WBL
CPPKT5E24WBL
CPPKT5E48WBL

Printer Type				
Laser	Ink Jet	Thermal Transfer	Dot-Matrix	LS3E
CPPLF-5	JL43PO-1	TTC-CPL-.5 or TTC73Y-5	CPPLF-5	L3CPLFWH



DP2468 8W GP†
DP48 68 8W GP
DP9668 8W GP
DP245E8 8110U
DP485E8 8110U
DP965E8 8110U

Printer Type				
Laser	Ink Jet	Thermal Transfer	Dot-Matrix	LS3E
CPPLF-5	JL44PO-1	TTC-CPL-.5	CPPLF-5	L3CPLFWH or L3PP2WH

† Indicates part number shown in photo. Other part numbers listed below photo are similar in design.

Patch Panel Labels (continued)

(Refer to **pages C8-C 12** for patch panel information)



CPPL24WBL†
 CPPL48WBL
 CPP24WBL
 CPPL24WRBL
 CPP48WBL

Printer Type				
Laser	Ink Jet	Thermal Transfer	Dot-Matrix	LS3E
CPPLF-5	JL43PO-1	TTC-CPL-.5 or TTC73Y-5	CPPLF-5	L3CPLFWH



CPPL24M6BL†
 CPPL48M6BL

Printer Type				
Laser	Ink Jet	Thermal Transfer	Dot-Matrix	LS3E
CPPLF-5	JL44PO-1	TTC-CPL-.5	CPPLF-5	L3CPLFWH or L3PP2WH



CP16BL†
 CP16WSBL

Printer Type				
Laser	Ink Jet	Thermal Transfer	Dot-Matrix	LS3E
CPPLF-5	—	TTC-CPL-.5 or	CPPLF-5	—



CP24BL†
 CP48BL
 CP72BL
 CP96BL
 CP24WSBL
 CP48WSBL

Printer Type				
Laser	Ink Jet	Thermal Transfer	Dot-Matrix	LS3E
CPPLF-5	JL43PO-1	TTC-CPL-.5 or TTC73Y-5	CPPLF-5	L3CPLFWH



CWPP12WBL†
 CPP12WBL

Printer Type				
Laser	Ink Jet	Thermal Transfer	Dot-Matrix	LS3E
CPPLF-5 or JL43PO-1	JL43PO-1	TTC-CPL-.5 or TTC73Y-5	CPPLF-5	L3CPLFWH

† Indicates part number shown in photo. Other part numbers listed below photo are similar in design.

NETWORK IDENTIFICATION SYSTEMS

Punchdown System Labels



- 9 standard colors available
- Write-On, Laser and Dot-Matrix printable styles to choose from

Part Number	Description	Std. Pkg. Qty.
Designation Label Holder		
P110LH	Snaps into standard and high density 110 bases. Accepts designation labels shown below.	6 pcs

ORDERING INFORMATION:
Order number of pieces required, in multiples of Standard Package Quantity.

Part Number	Punchdown Base Type	Pre-printed Line Format	Color	Label Size Width x Height In. (mm)	Std. Pkg. Qty.
Write on Labels — Non-Adhesive Paper (Fit into label holders)					
DSL 110*	PAN-PUNCH™ Standard	For three, four and five 4-pair schemes	White	7.87 x 0.48 (199.9 x 12.2)	1 Pkg. (6 Pcs)
DSLGP*	GIGA-PUNCH™ Standard	For six 4-pair scheme		7.87 x 0.97 (199.9 x 24.6)	
DSLGP9*	GIGA-PUNCH High Density	For nine 4-pair scheme			

ORDERING INFORMATION:
Order number of packages required, in multiples of Standard Package Quantity.
*Part numbers shown are white. Other colors available. See [page E17](#) for ordering information.

Part Number	Printer Type	Material	Color	Label Size Width x Height In. (mm)	Std. Pkg. Qty.
For Desktop Printers — Non-Adhesive Labels (Fit into label holders)					
DS1 10*	Laser and Dot-Matrix	Non-Adhesive Paper	White	7.87 x 0.48 (199.9 x 12.2)	150
For Desktop Printers — Self-Adhesive Labels (Apply on top of label holders)					
PDL-40 3-1*	Dot-Matrix	GYM Polyester	White	7.50 x 0.50 (190.5 x 12.7)	1000
PLL-22-PO-1*	Laser	GMPO Polyolefin	White	7.88 x 0.50 (200.1 x 12.7)	1000
JL22PO-1	Ink Jet	GMPO5 Polyolefin	White	7.88 x 0.50 (200.1 x 12.7)	1000
TTC-DS 110 -.5	PTR2E [‡] , PTR3E Thermal Transfer	GYM4 Polyester	White	7.88 x 0.50 (200.1 x 12.7)	500

ORDERING INFORMATION:
Order number of labels required, in multiples of Standard Package Quantity.
*Part numbers shown are white. Other colors available. See [page E17](#) for ordering information.
‡Labels are provided on 3" (76.2mm) cores and should be used with the PTR2-RS Roll Stand (see [page E3](#)) when printed on the PTR2E printer.

Port Identification Labels

MINI-COM® Modules



- Labels identify individual modules
- Wrap around design allows for quick and secure installation
- Labels attach directly to MINI-COM modules before installation



LS3E

Part Number	Printer	Material	Color	Label Size Width x Height In. (mm)	Std. Pkg. Qty.
For Desktop Printers — Self-Adhesive Labels					
PDL-412	Dot-Matrix	GYM Polyester	White	1.38 x 0.19 (34.9 x 4.8)	1000
PDL-411-1*			Clear		1000
PLL-46-Y2-1	Laser	GYM2 Polyester	White		1000
PLL-46-Y3C-1			Clear		1000
TTC-MJWH-5	PTR2E [‡] , PTR3E Thermal Transfer	GYM4 Polyester	White		5000
TTC-MJ-5			Clear		5000

ORDERING INFORMATION:
Order number of labels required in multiples of Standard Package Quantity.
*Part number shown is clear. Other colors available. See [page E17](#) for ordering information.
‡Labels are provided on 3" (76.2mm) cores and should be used with the PTR2-RS Roll Stand (see [page E3](#)) when printed on the PTR2E printer.

Part Number	Material	Color	Label Size Width x Height In. (mm)	Labels Per Roll	Std. Pkg. Qty.
For PAN-QUIK™ LS3E Hand-Held Printer — Self-Adhesive Labels					
L3PJ1 WH	GYM Polyester	White	1.38 x 0.19 (34.9 x 4.8)	500	1 Roll
L3PJ1 CL		Clear	1.38 x 0.19 (34.9 x 4.8)	500	1 Roll

ORDERING INFORMATION: Order number of rolls required, in multiples of Standard Package Quantity.

Port Identification Labels (continued)



Part Number	Legend	No. of Markers Each Legend Per Book	Label Size Width x Height In. (mm)	Std. Pkg. Qty.
Preprinted — Self-Adhesive Labels				
PJIBM-COM	VOICE, DATA, FAX	248 VOICE/ 248 DATA/ 124 FAX	1.38 x 0.19 (34.9 x 4.8)	1 Book (10 pages)
PJIBM-V	VOICE	620		
PJIBM-D	DATA	620		
PJIBM-LAN	LAN	620		
PJIBM-COMS		248 Voice Symbol/ 248 Data Symbol/ 124 Fax Symbol		
PJIBM-VS		620		
PJIBM-DS		620		

ORDERING INFORMATION:
Order number of books required in multiples of Standard Package Quantity.

Surface Mount Box Port Identification Labels



- Provide easy, professional labeling of surface mount boxes
- Identify individual port positions
- Labels can be used with *MINI-COM*® Surface Mount Boxes (see [pages B12-B14](#))

Part Number	Printer	Material	Color	Label Size Width x Height In. (mm)	Std. Pkg. Qty.
For Desktop Printers — Self-Adhesive Labels					
PLL-23-Y2-1	Laser	GMY2 Polyester	White	0.56 x 0.56 (14.3 x 14.3)	1000
PLL-23-Y2-5			White		5000
PLL-23-Y3-1			Clear		1000
PLL-23-Y3-5			Clear		5000
PDL-401-D	Dot-Matrix	GMY Polyester	Clear White	0.56 x 0.56 (14.3 x 14.3)	500

ORDERING INFORMATION:
Order number of labels required, in multiples of Standard Package Quantity.

Part Number	Material	Color	Label Size Width x Height In. (mm)	Labels Per Roll	Std. Pkg. Qty.
For PAN-QUIK™ LS3E Hand-Held Printer — Self-Adhesive Labels					
L3CBXWH	GMY	White	0.50 x 0.50	500	1 Roll
L3CBXCL	Polyester	Clear	(12.7 x 12.7)		

ORDERING INFORMATION:
Order number of rolls required, in multiples of Standard Package Quantity.



- Markers have bold preprinted black legend on clear background
- Write-on area for marking of extension number, etc.
- Use *PANDUIT*® Permanent Marking Pens for permanent labeling applications (see [page E3](#))
- Labels can be used with *MINI-COM* Surface Mount Boxes (see [pages B12-B14](#))

Part Number	Legend	No. of Markers Each Legend Per Book	Label Size Width x Height In. (mm)	Std. Pkg. Qty.
Preprinted and Write-On Marker Books — Self-Adhesive Labels				
PSCB-COM	VOICE, DATA, FAX	200 VOICE/ 200 DATA/ 100 FAX	0.56 x 0.56 (14.3 x 14.3)	1 Book (10 Pages)
PSCB-V	VOICE	500		
PSCB-DEC	DATA	500		
PSCB-LAN	LAN	500		
PSCB-BLNK	(blank)	500		
PSCB-COMS		200 Voice Symbol/ 200 Data Symbol/ 100 Fax Symbol		
PSCB-VS		500		
PSCB-DS		500		

ORDERING INFORMATION:
Order number of books required, in multiples of Standard Package Quantity.

Outlet Identification Labels



- Provide easy, professional labeling of faceplates and surface mount boxes
- Designs for single gang, double gang, and modular furniture faceplates
- See [pages E14-E16](#) to quickly determine the best label for your **PANDUIT**® faceplate or surface mount box

For Desktop Printers

Part Number	Printer	Material	Label Size Width x Height In. (mm)	Std. Pkg. Qty.
Self-Adhesive Labels				
JLEFPS-1	Laser and Ink Jet	GMPO5 Polyolefin	1.80 x 0.38 (45.7 x 9.5)	1000
JLEFPD-1			2.90 x 0.30 (73.7 x 7.6)	1000
JL43PO-1			2.60 x 0.34 (66.0 x 8.7)	1000
TTC-EFPL-1	PTR2E [‡] or PTR3E Thermal Transfer	GMY4 Polyester	1.80 x 0.38 (45.7 x 9.5)	1000
TTC-EFPL10-1			2.90 x 0.30 (73.7 x 7.6)	1000
TTC73Y-5*			2.60 x 0.34 (66.0 x 8.7)	1000
EFPL-1*	Dot-Matrix	GMPO Polyolefin	1.80 x 0.38 (45.7 x 9.5)	1000
EFPL10-1			2.90 x 0.30 (73.7 x 7.6)	1000
Non-Adhesive Labels (for use on faceplates with label covers, see instructions below)				
EFPT-1	Laser and Dot-Matrix	Semi-Rigid Paper	1.80 x 0.38 (45.7 x 9.5)	1000
EFPT10-1			2.90 x 0.38 (73.7 x 9.5)	1000

ORDERING INFORMATION:

Order number of labels required in multiples of Standard Package Quantity.

*Part numbers shown are white. Other colors available. See [page E17](#) for ordering information.

‡ Labels are provided on 3" (76.2mm) cores and should be used with the PTR2-RS roll Stand (see [page E3](#)) when printed on the PTR2E printer.

For **PAN-QUIK**™ LS3E Hand-Held Printer



Part Number	Material	Color	Label Size Width x Height In. (mm)	Labels Per Roll	Std. Pkg. Qty.
Self-Adhesive Labels					
L3EFPL2WH	GMY Polyester	White	1.50 x 0.38 (38.1 x 9.5)	500	1 Roll
L3EFPL1WH		White	2.90 x 0.38 (73.7 x 9.5)	100	
L3CPLFWH*		White	1.23 x 0.33 (31.1 x 8.5)	500	
Non-Adhesive Labels (for use on faceplates with label covers, see instructions below)					
L3EFPN2WH	GMV9 Semi-Rigid Vinyl	White	1.95 x 0.40 (49.5 x 10.2)	100	1 Roll
L3EFPN1WH		White	3.00 x 0.33 (76.2 x 8.5)	100	

ORDERING INFORMATION:

Order number of rolls required, in multiples of Standard Package Quantity.

*Part numbers shown are white. Other colors available. See [page E17](#) for ordering information.

- Refer to the tables on [pages E14-E16](#) to quickly determine the best label for your **PANDUIT** faceplate or surface mount box

Label Installation Instructions for Faceplates with Label Insert and Label Cover Included

Self-Adhesive Label Installation



Remove printed self-adhesive label from liner.



Apply self-adhesive label to non-adhesive insert provided with faceplate.



Install labelled insert into faceplate and cover with clear label cover provided with faceplate.

Non-Adhesive Label Installation



Separate printed non-adhesive label from other labels on sheet.



Install non-adhesive label into faceplate.



Cover with clear label cover provided with faceplate.

For *MINI-COM*® Classic Series Faceplates

(Refer to [pages B2-B3](#) for faceplate information)



CFPL2
CFPL3
CFPL4†
CFPL6



CFPSL2†

Label Type†	Printer Type				
	Laser	Ink Jet	Thermal Transfer	Dot-Matrix	LS3E
Self-Adhesive	JLEFPS-1	JLEFPS-1	TTC-EFPL-1	EFPL-1	L3EFPL2WH
Non-Adhesive	EFPT-1	—	—	EFPT-1	L3EFPN2WH

Used with label insert and label cover provided with faceplates.



CFPH4†



CFPHSL4†

Label Type†	Printer Type				
	Laser	Ink Jet	Thermal Transfer	Dot-Matrix	LS3E
Self-Adhesive	JL43PO-1	JL43PO-1	TTC73Y-5	—	L3CPLFWH



CFP1
CFP2
CFP4†
CP106
CPG



CB
CFPS4†

Label Type†	Printer Type				
	Laser	Ink Jet	Thermal Transfer	Dot-Matrix	LS3E
Self-Adhesive	JLEFPS-1	JLEFPS-1	TTC-EFPL-1	EFPL-1	L3EFPL2WH



CFPHS2†
CFPH2

Label Type†	Printer Type				
	Laser	Ink Jet	Thermal Transfer	Dot-Matrix	LS3E
Self-Adhesive	JLEFPS-1	JLEFPS-1	TTC-EFPL-1	EFPL-1	L3EFPL2WH



CB**-2G
CFPF12†
CPG**-2G



CP106**-2G
FP2DC†
FP2RC

Label Type†	Printer Type				
	Laser	Ink Jet	Thermal Transfer	Dot-Matrix	LS3E
Self-Adhesive	JLEFPS-1	JLEFPS-1	TTC-EFPL-1	EFPL-1	L3EFPL2WH

† Indicates part number shown in photo. Other part numbers listed below photo are similar in design.

‡ See [page E13](#) for label specifications and installation instructions

NETWORK IDENTIFICATION SYSTEMS

For *MINI-COM*® Executive Series Faceplates

(Refer to [page B4](#) for faceplate information)



CFPE1
CFPE2
CFPE4†
CFPE6



CBE
CFPSE4†

Label Type†	Printer Type				
	Laser	Ink Jet	Thermal Transfer	Dot-Matrix	LS3E
Self-Adhesive	JLEFPS-1	JLEFPS-1	TTC-EFPL-1	EFPL-1	L3EFPL2WH
Non-Adhesive	EFPT-1	—	—	EFPT-1	L3EFPN2WH

Used with label insert and label cover provided with faceplates.



CBE**-2G
CFPE10**-2G†

Label Type†	Printer Type				
	Laser	Ink Jet	Thermal Transfer	Dot-Matrix	LS3E
Self-Adhesive	JLEFPD-1	JLEFPD-1	TTC-EFPL10-1	EFPL10-1	L3EFPL1WH
Non-Adhesive	EFPT10-1	—	—	EFPT10-1	L3EFPN1WH

Used with label insert and label cover provided with faceplates.

For *PAN-WAY*™ Classic Series Snap-On Faceplates

(Refer to [pages D30-D31](#) for faceplate information)



T70 B1
T70 B2
T70FV 2†
T70 PGS
T70 PS



T70BH1
T70BH2
T70P
T70PG†

Label Type†	Printer Type				
	Laser	Ink Jet	Thermal Transfer	Dot-Matrix	LS3E
Self-Adhesive	JLEFPS-1	JLEFPS-1	TTC-EFPL-1	EFPL-1	L3EFPL2WH



T70FH4†

Label Type†	Printer Type				
	Laser	Ink Jet	Thermal Transfer	Dot-Matrix	LS3E
Self-Adhesive	JL43PO-1	JL43PO-1	TTC73Y-5	—	L3CPLFWH

For Stainless Steel Faceplates

(Refer to [page B5](#) for faceplate information)



CFP2S
CFP4S†
CFP6S
WPS-20



CFP4S-2G†
CFP8S-2G
CFP10S-2G
WPS-20 2

Label Type†	Printer Type				
	Laser	Ink Jet	Thermal Transfer	Dot-Matrix	LS3E
Self-Adhesive	JLEFPS-1	JLEFPS-1	TTC-EFPL-1	EFPL-1	L3EFPL2WH

† Indicates part number shown in photo. Other part numbers listed below photo are similar in design.

‡ See [page E13](#) for label specifications and installation instructions

For *MINI-COM*® Snap-On Modular Furniture Faceplates

(Refer to [page B10](#) for faceplate information)



CFFPL4†
CFFPEBSL4



CFFP4†
CFFPHM4
CFFPSL4BL

Label Type†	Printer Type				
	Laser	Ink Jet	Thermal Transfer	Dot-Matrix	LS3E
Self-Adhesive	JL43PO-1	JL43PO-1	TTC73Y-5	—	L3CPLFWH

Used with label insert and label cover provided with CFFPL4 and CFFPEBSL4 faceplates. For other faceplates, labels are applied directly to faceplate.

For *MINI-COM* Surface Mount Boxes

(Refer to [page B12](#) for surface mount box information)



CBX2
CBXC4
CBXJ2†

Label Type†	Printer Type				
	Laser	Ink Jet	Thermal Transfer	Dot-Matrix	LS3E
Self-Adhesive	JLEFPS-1	JLEFPS-1	TTC-EFPL-1	EFPL-1	L3EFPL2WH



CBX4†
CBX12
CBXD6
CBXF6
CBXF12

Label Type†	Printer Type				
	Laser	Ink Jet	Thermal Transfer	Dot-Matrix	LS3E
Self-Adhesive	JLEFPS-1	JLEFPS-1	TTC-EFPL-1	EFPL-1	L3EFPL2WH
Non-Adhesive	EFPT-1	—	—	EFPT-1	L3EFPN2WH

Used with label insert and label cover provided with faceplates.

† Indicates part number shown in photo. Other part numbers listed below photo are similar in design.

‡ See [page E13](#) for label specifications and installation instructions

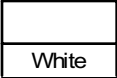



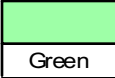




















NETWORK IDENTIFICATION SYSTEMS

Color Selection Guide

White Label Part Number	TIA Specified Color Part Numbers							
	Blue	Brown	Gray	Green	Orange	Purple	Red	Yellow
CPPLF-5	CPPLF-5BU	—	CPPLF-5IG	CPPLF-5GR	CPPLF-5OR	CPPLF-5VL	CPPLF-5RD	CPPLF-5YL
DS110	DS110-BU	DS110-BR	DS110-IG	DS110-GR	DS110-OR	DS110-VL	DS110-RD	DS110-YL
DSL110	DSL110BU	DSL110BR	DSL110IG	DSL110GR	DSL110OR	DSL110VL	DSL110RD	DSL110YL
EFPL-1	EFPL-BU-1	—	EFPL-IG-1	—	—	—	EFPL-RD-1	EFPL-YL-1
L3CPLFWH	L3CPLFBU	L3CPLFBR	L3CPLFIG	L3CPLFGR	L3CPLFOR	L3CPLFPR	L3CPLFRD	L3CPLFYL
L3PP2WH	L3PP2BU	L3PP2BR	L3PP2IG	L3PP2GR	L3PP2OR	L3PP2PR	L3PP2RD	L3PP2YL
LWS-2	LWS-2BU	LWS-2BR	LWS-2IG	LWS-2GR	LWS-2OR	LWS-2PR	LWS-2RD	LWS-2YL
PDL-2**	PDL-2B	PDL-2BR	PDL-2GR	PDL-2G	PDL-2OR	PDL-2PR	PDL-2R	PDL-2Y
PDL-5**	PDL-5B	—	—	—	—	—	PDL-5R	PDL-5Y
PDL-54**	PDL-54B	PDL-54BR	—	PDL-54G	PDL-54OR	PDL-54PR	PDL-54R	PDL-54Y
PDL-403-1	—	—	—	—	—	—	PDL-403-1R	—
PDL-411-1	PDL-411-1BU	—	—	PDL-411-1GR	PDL-411-1OR	—	PDL-411-1RD	PDL-411-1YL
LJSL4-Y3-2.5*	FL-11-Y3B2.5	—	—	FL-11-Y3G2.5	FL-11-Y3OR2.5	FL-11-Y3PR2.5	FL-11-Y3RD2.5	FL-11-Y3Y2.5
LJSL5-Y3-1	FL-12Y3B-1	FL-12Y3BR-1	FL-12Y3G-1	FL-12Y3GR-1	FL-12Y3OR-1	FL-12Y3PR-1	FL-12Y3RD-1	FL-12Y3Y-1
PLL-22-PO-1	FL-22PO-1B	—	FL-22PO-1GR	FL-22PO-1G	FL-22PO-1OR	FL-22PO-1PR	FL-22PO-1R	FL-22PO-1Y
TTC73Y-5	TTC73YBU-5	—	TTC73YIG-5	TTC73YGR-5	TTC73YOR-5	—	—	TTC73YYL-5
TTSL-2	TTSL-2BU	TTSL-2BR	TTSL-2IG	TTSL-2GR	TTSL-2OR	TTSL-2VL	TTSL-2RD	TTSL-2YL
TTSL2VC3-5	TTSL2VC3BU5	—	TTSL2VC3G5	TTSL2VC3GR5	—	—	TTSL2VC3RD5	TTSL2VC3YL5
TTSL-3	TTSL-3BU	TTSL-3BR	TTSL-3IG	TTSL-3GR	TTSL-3OR	TTSL-3VL	TTSL-3RD	TTSL-3YL
TTSL-4	TTSL-4BU	TTSL-4BR	TTSL-4IG	TTSL-4GR	TTSL-4OR	TTSL-4VL	TTSL-4RD	TTSL-4YL
TTSL-5	TTSL-5BU	TTSL-5BR	TTSL-5IG	TTSL-5GR	TTSL-5OR	TTSL-5VL	TTSL-5RD	TTSL-5YL

*TIA Colored FLL labels are designed for laser printers only, they cannot be used in inkjet printers.

** Indicates labels with colored strip on left hand side of label with remaining print-on area white. All other parts have solid colored print-on area.

Standard Color:  White Color shown is approximate.	For other TIA Specified colors, refer to table above: <table border="1"> <tr> <td></td> <td></td> <td></td> <td></td> </tr> <tr> <td>Blue</td> <td>Brown</td> <td>Gray</td> <td>Green</td> </tr> <tr> <td></td> <td></td> <td></td> <td></td> </tr> <tr> <td>Orange</td> <td>Purple</td> <td>Red</td> <td>Yellow</td> </tr> </table> Colors shown are approximate.					Blue	Brown	Gray	Green					Orange	Purple	Red	Yellow
																	
Blue	Brown	Gray	Green														
																	
Orange	Purple	Red	Yellow														

Material Specifications

Material Code	Material Type	Temperature Range	Key Features	Outdoor Rated	Hazardous Environment	UL Rec	CSA
GMPO	Polyolefin	-50°F to 120°F (-46°C to 49°C)	Durable, pliable material with permanent adhesive	No	Nb	No	Nb
GMPO5	Polyolefin	-50°F to 120°F (-46°C to 49°C)	Durable, pliable material with permanent adhesive	No	Nb	No	Nb
GMT1	Self-Laminating TEDLAR▲	0°F to 275°F (-18°C to 135°C)	Self-extinguishing, outdoor rated material; ideal for wire and cable labeling in harsh environments	Yes	Yes	Yes	Yes
GMV3	Self-Laminating Vinyl	-40°F to 150°F (-40°C to 66°C)	Preferred material for most general wire and cable labeling; thin, conformable material	No	Nb	Yes	Yes
GMV9	Semi-Rigid Vinyl	-20°F to 176°F (-29°C to 80°C)	Non-adhesive material for high quality faceplate label applications	No	Nb	No	Nb
GMV	Polyester	-40°F to 311°F (-40°C to 154°C)	Durable; high temperature; does not stretch or easily tear	Yes	Yes	Yes	Yes
GMV2	Polyester	0°F to 275°F (-18°C to 135°C)	Durable; high temperature; does not stretch or easily tear	Yes	Yes	Yes	Yes
GMV3	Polyester	0°F to 275°F (-18°C to 135°C)	Used for high quality indoor/outdoor self-laminating labels	Yes	Yes	No	Nb
GMV4	Polyester	-40°F to 302°F (-40°C to 150°C)	Durable; high temperature; does not stretch or easily tear	Yes	Yes	Yes	Nb

▲ TEDLAR is the registered trademark of E.I. DuPont Co.



Компания «ЭлектроПласт» предлагает заключение долгосрочных отношений при поставках импортных электронных компонентов на взаимовыгодных условиях!

Наши преимущества:

- Оперативные поставки широкого спектра электронных компонентов отечественного и импортного производства напрямую от производителей и с крупнейших мировых складов;
- Поставка более 17-ти миллионов наименований электронных компонентов;
- Поставка сложных, дефицитных, либо снятых с производства позиций;
- Оперативные сроки поставки под заказ (от 5 рабочих дней);
- Экспресс доставка в любую точку России;
- Техническая поддержка проекта, помощь в подборе аналогов, поставка прототипов;
- Система менеджмента качества сертифицирована по Международному стандарту ISO 9001;
- Лицензия ФСБ на осуществление работ с использованием сведений, составляющих государственную тайну;
- Поставка специализированных компонентов (Xilinx, Altera, Analog Devices, Intersil, Interpoint, Microsemi, Aeroflex, Peregrine, Syfer, Eurofarad, Texas Instrument, Miteq, Cobham, E2V, MA-COM, Hittite, Mini-Circuits, General Dynamics и др.);

Помимо этого, одним из направлений компании «ЭлектроПласт» является направление «Источники питания». Мы предлагаем Вам помощь Конструкторского отдела:

- Подбор оптимального решения, техническое обоснование при выборе компонента;
- Подбор аналогов;
- Консультации по применению компонента;
- Поставка образцов и прототипов;
- Техническая поддержка проекта;
- Защита от снятия компонента с производства.



Как с нами связаться

Телефон: 8 (812) 309 58 32 (многоканальный)

Факс: 8 (812) 320-02-42

Электронная почта: org@eplast1.ru

Адрес: 198099, г. Санкт-Петербург, ул. Калинина, дом 2, корпус 4, литера А.