

Features

- 100 kA max. discharge current rating
- Multi-pole uni-block design
- DIN Rail mountable
- UL 60691 compliant integrated thermal disconnect
- Visual fault indicator
- Remote signalling capability
- Compact design ideal for limited spaces
- Standards compliance: CE
- RoHS compliant*

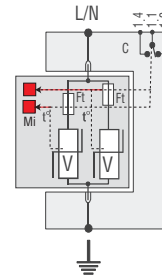
1210 Series Heavy Duty AC Surge Protective Device

General Information

The Bourns® Model 1210 Series is a heavy duty Surge Protective Device (SPD) designed to protect high risk electrical service entrance and branch panels. This SPD is intended to be installed at the front end of the installation, in the main switchboard, close to sensitive terminals or in installations without LPS (lightning rods).

The Model 1210 Series is a single-pole module that can be configured for both common mode and differential mode protection in single and three phase applications up to 600 V.

Electrical Diagram



V : High energy varistor
 Ft : Thermal fuse
 C : Remote signaling contact
 t° : Thermal disconnection system
 Mi : Disconnection indicator

Electrical Characteristics

Characteristic	Model No.			
	1210-xS-120	1210-xS-230	1210-xS-400	1210-xS-600
AC Network	120/240 V, 120/208 V	220/380 V, 240/415 V	220/380 V, 277/480 V, 347/600 V	480 V, 600 V
Connection Mode	1-Pole, L-N or L-G			
AC System	IT, TT, TN, Single, Split Phase, Delta, Wye			
Max. Operating Voltage (MCOV)	150 V	275 V	400 V	840 V
TOV Withstand	150 V	275 V	400 V	840 V
Leakage Current at U _c	< 1 mA			
Follow Current	None			
UL Nominal Discharge Current (I _n) 15 Impulses 8/20 μs	20 kA			
Max. Discharge Current (I _{max}) 1 Impulse 8/20 μs	100 kA			
Max. Lightning Current (I _{imp}) 1 Impulse 10/350 μs	--			
UL Voltage Protection Rating (VPR)	600 V	900 V	1200 V	3000 V
Protection Level (Up)	0.9 kV	1.25 kV	1.8 kV	4.0 kV
UL Short-Circuit Current Rating (SCCR)	100kAIC			

General Characteristics

Characteristic	Model No.			
	1210-xS-120	1210-xS-230	1210-xS-400	1210-xS-600
Thermal Disconnect	UL 60691			
Overcurrent Protection	Time Delay - 125 A Max.			
Connection	By Screw Terminals, #6 AWG Max.			
Dimensions	90 x 18 x 67 mm / (3.543 x 0.709 x 2.638 In.)			
Mounting	DIN Rail, 35 mm Symmetrical			
Remote Signal Indicator	250 V Max., 2 A			
Enclosure Material	Thermoplastic UL 94V0			

Environmental Characteristics

Characteristic	Model No.			
	1210-xS-120	1210-xS-230	1210-xS-400	1210-xS-600
Operating Temperature	-50 °C to +85 °C			
Operating Altitude	13,000 ft. (4,000 m)			
Relative Humidity	5 to 95 % Non-condensing, up to 100 % External			
Environmental Rating	IP 20			

*RoHS Directive 2002/95/EC Jan. 27, 2003 including annex and RoHS Recast 2011/65/EU June 8, 2011. Specifications are subject to change without notice.

The device characteristics and parameters in this data sheet can and do vary in different applications and actual device performance may vary over time. Users should verify actual device performance in their specific applications.

Applications

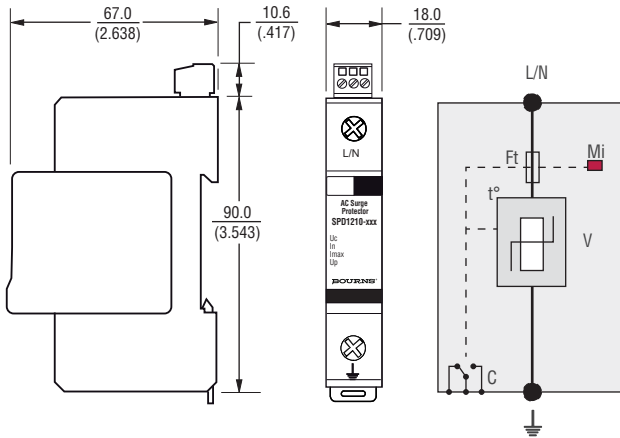
- Electrical service entrance
- Branch panels

1210 Series Heavy Duty AC Surge Protective Device

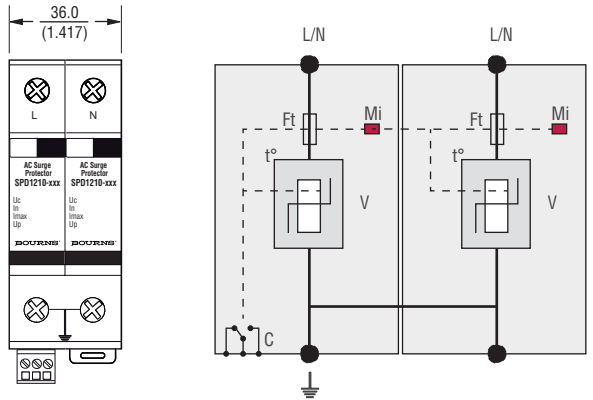
BOURNS®

Product Dimensions and Schematics

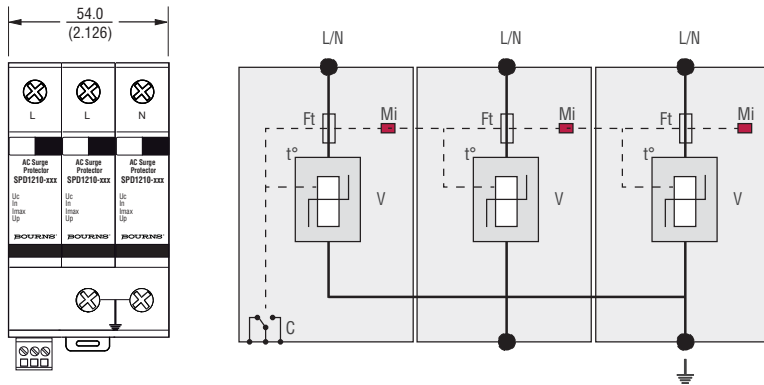
1210-1S-xxx



1210-2S-xxx

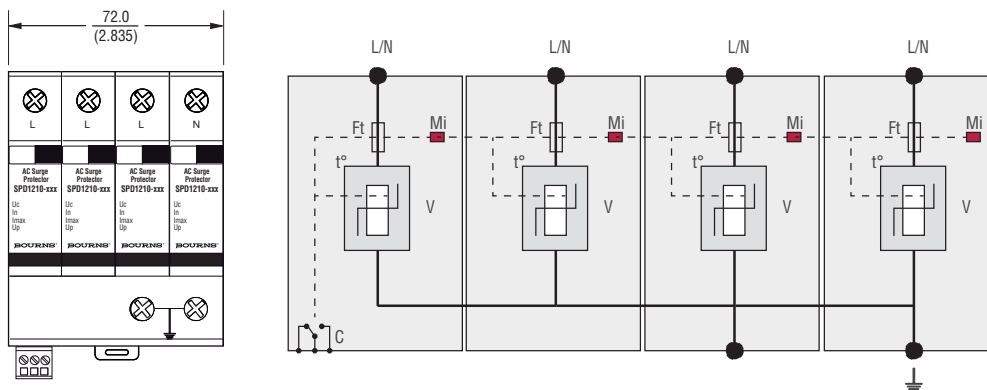


1210-3S-xxx



DIMENSIONS: $\frac{\text{MM}}{\text{(INCHES)}}$

1210-4S-xxx



Specifications are subject to change without notice. The device characteristics and parameters in this data sheet can and do vary in different applications and actual device performance may vary over time. Users should verify actual device performance in their specific applications.

1210 Series Heavy Duty AC Surge Protective Device

BOURNS®

Standards Compliance

IEC61643-1 - International Class I, Class II
EN 61643-11 - Europe..... Class I, Class II
NF EN 61643-11 - France Class I, Class II
UL1449 3rd Edition - USA Type 4, Type 2 Location
UL1449 3rd Edition - Canada..... Type 4, Type 2 Location
CSA C22.2 No. 8-M1986..... Class 9091 32, Class 9091 92
RoHSRoHS Directive 2002/95/EC
Jan. 27, 2003 including annex and
RoHS Recast 2011/65/EU June 8, 2011

How To Order

Series _____ **1210 - x S - xxx**
Configuration _____
1 = One Protected Pole
2 = Two Protected Poles
3 = Three Protected Poles
4 = Four Protected Poles
Remote Signalling Code _____
S = Remote Signalling
Operating Voltage _____
120 = 120/240 V, 120/208 V
230 = 220/380 V, 240/415 V
400 = 220/380 V, 277/480 V, 347/600 V
600 = 480 V, 600 V

BOURNS®

Asia-Pacific: Tel: +886-2 2562-4117 • Fax: +886-2 2562-4116

Europe: Tel: +41-41 768 5555 • Fax: +41-41 768 5510

The Americas: Tel: +1-951 781-5500 • Fax: +1-951 781-5700

www.bourns.com

REV. 05/13

Specifications are subject to change without notice.

The device characteristics and parameters in this data sheet can and do vary in different applications and actual device performance may vary over time. Users should verify actual device performance in their specific applications.



Компания «ЭлектроПласт» предлагает заключение долгосрочных отношений при поставках импортных электронных компонентов на взаимовыгодных условиях!

Наши преимущества:

- Оперативные поставки широкого спектра электронных компонентов отечественного и импортного производства напрямую от производителей и с крупнейших мировых складов;
- Поставка более 17-ти миллионов наименований электронных компонентов;
- Поставка сложных, дефицитных, либо снятых с производства позиций;
- Оперативные сроки поставки под заказ (от 5 рабочих дней);
- Экспресс доставка в любую точку России;
- Техническая поддержка проекта, помощь в подборе аналогов, поставка прототипов;
- Система менеджмента качества сертифицирована по Международному стандарту ISO 9001;
- Лицензия ФСБ на осуществление работ с использованием сведений, составляющих государственную тайну;
- Поставка специализированных компонентов (Xilinx, Altera, Analog Devices, Intersil, Interpoint, Microsemi, Aeroflex, Peregrine, Syfer, Eurofarad, Texas Instrument, Miteq, Cobham, E2V, MA-COM, Hittite, Mini-Circuits, General Dynamics и др.);

Помимо этого, одним из направлений компании «ЭлектроПласт» является направление «Источники питания». Мы предлагаем Вам помощь Конструкторского отдела:

- Подбор оптимального решения, техническое обоснование при выборе компонента;
- Подбор аналогов;
- Консультации по применению компонента;
- Поставка образцов и прототипов;
- Техническая поддержка проекта;
- Защита от снятия компонента с производства.



Как с нами связаться

Телефон: 8 (812) 309 58 32 (многоканальный)

Факс: 8 (812) 320-02-42

Электронная почта: org@eplast1.ru

Адрес: 198099, г. Санкт-Петербург, ул. Калинина, дом 2, корпус 4, литера А.