


The PowerMod® connector family offers minimum size and high power. The high performance contacts and insulator are rated for 30 amps continuous. Applications requiring lower operating temperatures can be de-rated using our current-temperature chart.

The one row female PowerMod connectors are offered in 3, 4, 6 and 8 circuit sizes. The connectors are available with straight crimp, straight PCB or right angle PCB contacts.

APP connectors are manufactured using the finest materials and world-class manufacturing processes. They embody the highest quality in the industry and meet all applicable industry standards.

### FEATURES

- **High performance contacts**  
*Rated to 30 amps per IEC 512-3*
- **Mechanically polarized housings**  
*Only mate one-way, ensuring proper mating*
- **High reliability positive retention latches**  
*Are made from stainless steel to provide optimum performance*
- **PCB, panel or cable mounting**  
*A wide variety of contact styles with optional mounting brackets, panel clips and back-shell hoods provide broad design flexibility*



### SPECIFICATIONS

Electrical		Mechanical		Materials	
Current Rating		Mating Cycles No Load per IEC 512-5	1,000	Insulator	PPS UL94 V-0, material group IIIa
IEC 512-3, UL 1977 (Amperes)	30	Mating / Unmating Force per IEC 512-13	10 oz (3N) avg.	Socket Body	Copper alloy, 200 μ inch Sn Bright over Ni
UL / CSA Voltage Rating (AC/DC)	600	Contact Retention per IEC 512-8	18 lb (80N) Crimp 9 lb (40N) PCB Connector	Socket Contact	BeCu, 30 μ inch Au over Ni
Creepage / Clearance Distance	3.2 mm (.125") Min			Retention Clips	Stainless steel
Contact Resistance per IEC 512-2	3 milliohms			Hoods	PBT UL94 V-0
Dielectric Withstanding Voltage (AC)	2,200				
Contact Wire Range (AWG)	#24 to #12				
(mm²) *	0.25 to 4.0				
Operating Temperature (°C)	-55° to 180°				
(°F)	-67° to 356°				



UL US File No. E26226

\* Stranding, IEC class 5 or lower

### ORDERING INFORMATION

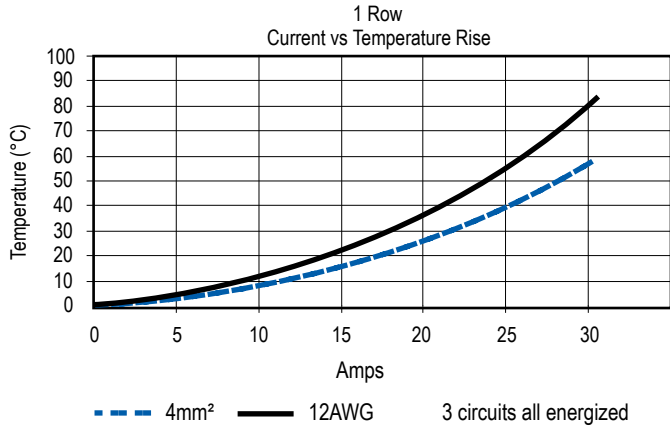
#### PowerMod Part Number Plan - One Row Female

Series	Rows	# Poles	Gender	Contact	Latch	Mounting	Customized Connector			
PM	1	03	F	BA	L	CH	-	X	X	X
							Consult factory for options			
						OO - None				
						SB - R/A PCB Snap Bracket				
						HB - R/A PCB Bracket with Hole				
						ST - Self-tapping screws for straight PCB mount				
						SP - Push in fastener for straight PCB mount				
						CH - With clam-shell hood				
						PC - Panel Clip				
						MC - Mounting Clip				
						SC - Screw for 1.6mm panel mount				
						L - Connector with latch (standard for contact type OO)				
						O - No latch				

#### Tooling

Part Number	Mil-Standard	Description
TM0001	M22520/1-01	AF8 hand tool
TP0001	N/A	WA27F pneumatic crimp tool
Turret & Locator for TM0001 & TP0001		
TL0001	N/A	For pin contacts
TL0002	N/A	For socket contacts
PM1000G1	N/A	Four indent hand tool with locator
PM1002G1	N/A	Contact insertion tool
PM1003G1	N/A	Contact extraction tool

## TEMPERATURE CHARTS



## DIMENSIONS - mm(in.)

### Cable Connector

ROWS CONTACTS	-A-	
	mm	in.
1 - 03	28.5	1.12
1 - 04	33.5	1.32
1 - 06	43.5	1.71
1 - 08	53.5	2.11



See accessory section for panel clip and mounting clip cut-out dimensions.

## ORDERING INFORMATION

### Cable Connector

Part Number	Description
PM103FOOLOO	1x3 FEMALE Cable Connector
PM104FOOLOO	1x4 FEMALE Cable Connector
PM106FOOLOO	1x6 FEMALE Cable Connector
PM108FOOLOO	1x8 FEMALE Cable Connector

### Panel Mount With Mounting Clip

Part Number	Description
PM103FOOLMC	1x3 FEMALE Cable Connector
PM104FOOLMC	1x4 FEMALE Cable Connector
PM106FOOLMC	1x6 FEMALE Cable Connector
PM108FOOLMC	1x8 FEMALE Cable Connector

### With Clam Shell Hood & Strain Relief

Part Number	Description
PM103FOOLCH	1x3 FEMALE Cable Connector
PM104FOOLCH	1x4 FEMALE Cable Connector
PM106FOOLCH	1x6 FEMALE Cable Connector
PM108FOOLCH	1x8 FEMALE Cable Connector

### Panel Mount With Screws

Part Number	Description
PM103FOOLSC	1x3 FEMALE Cable Connector
PM104FOOLSC	1x4 FEMALE Cable Connector
PM106FOOLSC	1x6 FEMALE Cable Connector
PM108FOOLSC	1x8 FEMALE Cable Connector

### With Snap-in Panel Clip

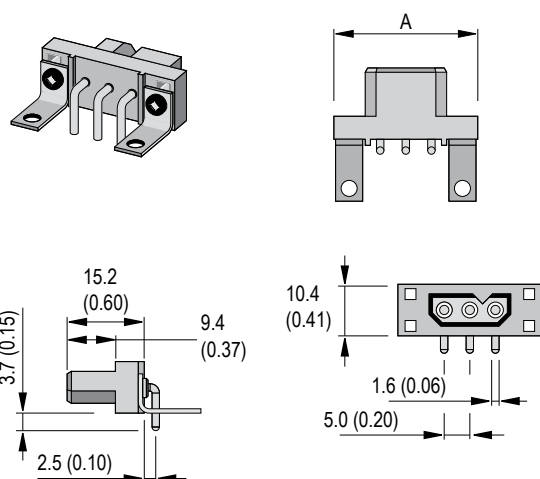
Part Number	Description
PM103FOOLPC	1x3 FEMALE Cable Connector
PM104FOOLPC	1x4 FEMALE Cable Connector
PM106FOOLPC	1x6 FEMALE Cable Connector
PM108FOOLPC	1x8 FEMALE Cable Connector

### Crimp Contacts

Part Number	Description	Wire	
		AWG	sq. mm
PM16S2024S32	Socket	#24 / 20	0.50 / 0.75
PM16S1620S32	Socket	#20 / 16	0.50 / 1.5
PM16S1416S32	Socket	#16 / 14	1.5 / 2.5
PM16S12S32	Socket	#12	2.5 / 4.0

## DIMENSIONS - mm(in.)

### 1 Row - PCB Right Angle Connector



### 1 Row - PCB Hole Layout For Right Angle Connector

ROWS CONTACTS	A		L1		L2	
	mm	in.	mm	in.	mm	in.
1 - 03	28.5	1.12	10	0.39	22.3	0.88
1 - 04	33.5	1.32	15	0.59	27.3	1.07
1 - 06	43.5	1.71	25	0.98	37.3	1.47
1 - 08	53.5	2.11	35	1.38	47.3	1.86



## ORDERING INFORMATION

### With Latch

Part Number	Description
PM103FRALOO	1x3 FEMALE Right Angle PCB Solder
PM104FRALOO	1x4 FEMALE Right Angle PCB Solder
PM106FRALOO	1x6 FEMALE Right Angle PCB Solder
PM108FRALOO	1x8 FEMALE Right Angle PCB Solder

### No Latch

Part Number	Description
PM103FRAOOO	1x3 FEMALE Right Angle PCB Solder
PM104FRAOOO	1x4 FEMALE Right Angle PCB Solder
PM106FRAOOO	1x6 FEMALE Right Angle PCB Solder
PM108FRAOOO	1x8 FEMALE Right Angle PCB Solder

### Snap Bracket & Latch

Part Number	Description
PM103FRALSB	1x3 FEMALE Right Angle PCB Solder
PM104FRALSB	1x4 FEMALE Right Angle PCB Solder
PM106FRALSB	1x6 FEMALE Right Angle PCB Solder
PM108FRALSB	1x8 FEMALE Right Angle PCB Solder

### Snap Bracket & No Latch

Part Number	Description
PM103FRAOSB	1x3 FEMALE Right Angle PCB Solder
PM104FRAOSB	1x4 FEMALE Right Angle PCB Solder
PM106FRAOSB	1x6 FEMALE Right Angle PCB Solder
PM108FRAOSB	1x8 FEMALE Right Angle PCB Solder

### Bracket With Hole & Latch

Part Number	Description
PM103FRALHB	1x3 FEMALE Right Angle PCB Solder
PM104FRALHB	1x4 FEMALE Right Angle PCB Solder
PM106FRALHB	1x6 FEMALE Right Angle PCB Solder
PM108FRALHB	1x8 FEMALE Right Angle PCB Solder

### Bracket With Hole & No Latch

Part Number	Description
PM103FRAOHB	1x3 FEMALE Right Angle PCB Solder
PM104FRAOHB	1x4 FEMALE Right Angle PCB Solder
PM106FRAOHB	1x6 FEMALE Right Angle PCB Solder
PM108FRAOHB	1x8 FEMALE Right Angle PCB Solder

PCB contacts and mounting accessories are designed for a board thickness of 1.60mm (.063) with a contact protrusion of 2.10 (.083). Other contact lengths are available upon request.

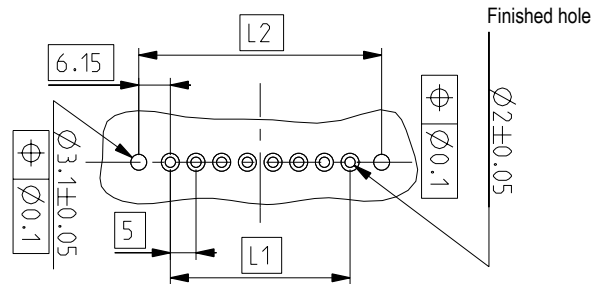
## DIMENSIONS - mm(in.)

### 1 Row - PCB Straight Solder Connector



### 1 Row - PCB Hole Layout For Straight Solder Connector

ROWS CONTACTS	A		L1		L2	
	mm	in.	mm	in.	mm	in.
1 - 03	28.5	1.12	10	0.39	22.3	0.88
1 - 04	33.5	1.32	15	0.59	27.3	1.07
1 - 06	43.5	1.71	25	0.98	37.3	1.47
1 - 08	53.5	2.11	35	1.38	47.3	1.86



## ORDERING INFORMATION

### With Latch

Part Number	Description
PM103FBALOO	1x3 FEMALE Straight PCB Solder
PM104FBALOO	1x4 FEMALE Straight PCB Solder
PM106FBALOO	1x6 FEMALE Straight PCB Solder
PM108FBALOO	1x8 FEMALE Straight PCB Solder

### Push On PCB Fastener & Latch

Part Number	Description
PM103FBALSP	1x3 FEMALE Straight PCB Solder
PM104FBALSP	1x4 FEMALE Straight PCB Solder
PM106FBALSP	1x6 FEMALE Straight PCB Solder
PM108FBALSP	1x8 FEMALE Straight PCB Solder

### Self-tapping Screws For PCB Mount & Latch

Part Number	Description
PM103FBALST	1x3 FEMALE Straight PCB Solder
PM104FBALST	1x4 FEMALE Straight PCB Solder
PM106FBALST	1x6 FEMALE Straight PCB Solder
PM108FBALST	1x8 FEMALE Straight PCB Solder

### No Latch

Part Number	Description
PM103FBAOOO	1x3 FEMALE Straight PCB Solder
PM104FBAOOO	1x4 FEMALE Straight PCB Solder
PM106FBAOOO	1x6 FEMALE Straight PCB Solder
PM108FBAOOO	1x8 FEMALE Straight PCB Solder

### Push On PCB Fastener & No Latch

Part Number	Description
PM103FBAOSP	1x3 FEMALE Straight PCB Solder
PM104FBAOSP	1x4 FEMALE Straight PCB Solder
PM106FBAOSP	1x6 FEMALE Straight PCB Solder
PM108FBAOSP	1x8 FEMALE Straight PCB Solder

### Self-tapping Screws For PCB Mount & No Latch

Part Number	Description
PM103FBAOST	1x3 FEMALE Straight PCB Solder
PM104FBAOST	1x4 FEMALE Straight PCB Solder
PM106FBAOST	1x6 FEMALE Straight PCB Solder
PM108FBAOST	1x8 FEMALE Straight PCB Solder

PCB contacts and mounting accessories are designed for a board thickness of 1.60mm (.063) with a contact protrusion of 2.10 (.083). Other contact lengths are available upon request.



Компания «ЭлектроПласт» предлагает заключение долгосрочных отношений при поставках импортных электронных компонентов на взаимовыгодных условиях!

Наши преимущества:

- Оперативные поставки широкого спектра электронных компонентов отечественного и импортного производства напрямую от производителей и с крупнейших мировых складов;
- Поставка более 17-ти миллионов наименований электронных компонентов;
- Поставка сложных, дефицитных, либо снятых с производства позиций;
- Оперативные сроки поставки под заказ (от 5 рабочих дней);
- Экспресс доставка в любую точку России;
- Техническая поддержка проекта, помощь в подборе аналогов, поставка прототипов;
- Система менеджмента качества сертифицирована по Международному стандарту ISO 9001;
- Лицензия ФСБ на осуществление работ с использованием сведений, составляющих государственную тайну;
- Поставка специализированных компонентов (Xilinx, Altera, Analog Devices, Intersil, Interpoint, Microsemi, Aeroflex, Peregrine, Syfer, Eurofarad, Texas Instrument, Miteq, Cobham, E2V, MA-COM, Hittite, Mini-Circuits, General Dynamics и др.);

Помимо этого, одним из направлений компании «ЭлектроПласт» является направление «Источники питания». Мы предлагаем Вам помощь Конструкторского отдела:

- Подбор оптимального решения, техническое обоснование при выборе компонента;
- Подбор аналогов;
- Консультации по применению компонента;
- Поставка образцов и прототипов;
- Техническая поддержка проекта;
- Защита от снятия компонента с производства.



#### Как с нами связаться

**Телефон:** 8 (812) 309 58 32 (многоканальный)

**Факс:** 8 (812) 320-02-42

**Электронная почта:** [org@eplast1.ru](mailto:org@eplast1.ru)

**Адрес:** 198099, г. Санкт-Петербург, ул. Калинина, дом 2, корпус 4, литера А.