

Electrical Details	
Electrical Configuration	C Filter
Capacitance Measurement	@ 1000hr Point
Current Rating	10A
Insulation Resistance (IR)	10GΩ or 1000ΩF
Temperature Rating	-55°C to +125°C
Ferrite Inductance (Typical)	Not Applicable
Mechanical Details	
Head Diameter	4.4mm (0.173")
Nut A/F	N/a. For use in tapped hole
Washer Diameter	N/a
Mounting Torque	0.18Nm (1.59lbf in) max.
Mounting Hole	M3.5 x 0.5 - 6h
Max. Panel Thickness	N/a
Weight (Typical)	0.8g (0.03oz)
Finish	Silver plate on copper undercoat

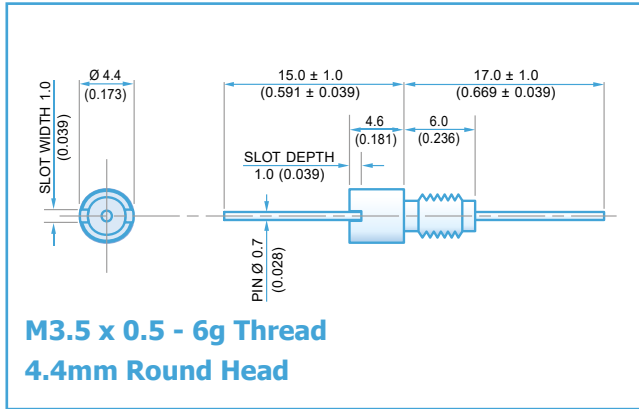
Product Code	Capacitance (±20%) UOS	Dielectric	Rated Voltage (Vdc)	DWV (Vdc)	Typical No-Load Insertion Loss (dB)							
					0.01MHz	0.1MHz	1MHz	10MHz	100MHz	1GHz		
*SFKKC5000100ZC	10pF -20% / +80%	COG/NPO	500#	750						4		
SFKKC5000150ZC	15pF -20% / +80%										7	
SFKKC5000220ZC	22pF -20% / +80%										10	
SFKKC5000330ZC	33pF -20% / +80%										12	
*SFKKC5000470ZC	47pF -20% / +80%										1	15
*SFKKC5000680MC	68pF										2	18
*SFKKC5000101MC	100pF										4	22
SFKKC5000151MC	150pF										7	25
*SFKKC5000221MC	220pF										10	29
*SFKKC5000331MC	330pF										13	33
*SFKKC5000471MX	470pF	†X7R					1	16	35			
SFKKC5000681MX	680pF						2	19	36			
*SFKKC5000102MX	1.0nF	X7R	200	500				4	23	41		
SFKKC5000152MX	1.5nF						7	26	45			
*SFKKC5000222MX	2.2nF						10	30	50			
SFKKC5000332MX	3.3nF						13	33	52			
*SFKKC5000472MX	4.7nF							1	16	36	55	
SFKKC5000682MX	6.8nF							2	19	39	57	
*SFKKC5000103MX	10nF							4	22	41	60	
*SFKKC5000153MX	15nF							7	25	44	62	
*SFKKC5000223MX	22nF							10	29	46	65	
SFKKC5000333MX	33nF							13	33	48	68	
*SFKKC2000473MX	47nF		100	250	1	16	35	50	70			
SFKKC2000683MX	68nF		50	125	2	19	39	54	>70			
*SFKKC1000104MX	100nF				4	22	41	57	>70			
*SFKKC0500154MX	150nF				7	25	45	60	>70			

# Also rated for operation at 115Vac 400Hz. Self heating will occur – evaluation in situ recommended. \* Recommended values. † Also available in COG/NPO.

Ordering Information - SFKKC range

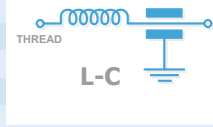
SF	K	K	C	500	0101	M	C	0
Type	Case style	Thread	Electrical configuration	Voltage (dc)	Capacitance in picofarads (pF)	Tolerance	Dielectric	Nuts & Washers
Syfer Filter	4.4mm O.D.	M3.5	C = C Filter	<b>050</b> = 50V <b>100</b> = 100V <b>200</b> = 200V <b>500</b> = 500V	First digit is 0. Second and third digits are significant figures of capacitance code. The fourth digit is number of zeros following Example: <b>0101</b> = 100pF <b>0332</b> = 3300pF	<b>M</b> = ±20% <b>Z</b> = -20+80%	<b>C</b> = COG/NPO <b>X</b> = X7R	<b>0</b> = Without

Note: Installation tool available on request  
Note: The addition of a 4-digit numerical suffix code can be used to denote changes to the standard part. Options include for example: change of finish / alternative voltage rating / non-standard intermediate capacitance values / test requirements. Please refer specific requests to the factory.



**Electrical Details**

Electrical Configuration	L-C Filter
Capacitance Measurement	@ 1000hr Point
Current Rating	10A
Insulation Resistance (IR)	10GΩ or 1000ΩF
Temperature Rating	-55°C to +125°C
Ferrite Inductance (Typical)	50nH



**Mechanical Details**

Head Diameter	4.4mm (0.173")
Nut A/F	N/A. For use in tapped hole
Washer Diameter	N/A
Mounting Torque	0.18Nm (1.59lbf in) max.
Mounting Hole	M3.5 x 0.6 - 6h
Max. Panel Thickness	N/
Weight (Typical)	0.8g (0.03oz)
Finish	Silver plate on copper undercoat

Product Code	Capacitance (±20%) UOS	Dielectric	Rated Voltage (Vdc)	DWV (Vdc)	Typical No-Load Insertion Loss (dB)								
					0.01MHz	0.1MHz	1MHz	10MHz	100MHz	1GHz			
*SFKKL5000100ZC	10pF -20% / +80%	COG/NP0	500#	750						6			
SFKKL5000150ZC	15pF -20% / +80%											9	
SFKKL5000220ZC	22pF -20% / +80%											12	
SFKKL5000330ZC	33pF -20% / +80%										1	15	
*SFKKL5000470ZC	47pF -20% / +80%										2	19	
*SFKKL5000680MC	68pF										4	20	
*SFKKL5000101MC	100pF										7	24	
SFKKL5000151MC	150pF										10	27	
*SFKKL5000221MC	220pF										12	30	
*SFKKL5000331MC	330pF										1	16	
*SFKKL5000471MX	470pF	†X7R	500#	750				2	19	38			
SFKKL5000681MX	680pF						3	22	41				
*SFKKL5000102MX	1.0nF	X7R	500#	750				6	25	44			
SFKKL5000152MX	1.5nF								9	29	48		
*SFKKL5000222MX	2.2nF									12	31	51	
SFKKL5000332MX	3.3nF									15	35	54	
*SFKKL5000472MX	4.7nF									1	18	39	57
SFKKL5000682MX	6.8nF									2	21	41	60
*SFKKL5000103MX	10nF									4	23	43	63
*SFKKL5000153MX	15nF									7	27	46	66
*SFKKL5000223MX	22nF									10	30	48	68
SFKKL5000333MX	33nF									13	34	50	70
*SFKKL2000473MX	47nF		200	500	1	17	37	51	>70				
SFKKL2000683MX	68nF				2	20	40	55	>70				
*SFKKL1000104MX	100nF		100	250	4	22	44	60	>70				
*SFKKL0500154MX	150nF				7	25	47	62	>70				

# Also rated for operation at 115Vac 400Hz. Self-heating will occur – evaluation in situ recommended. \* Recommended values. † Also available in COG/NP0.

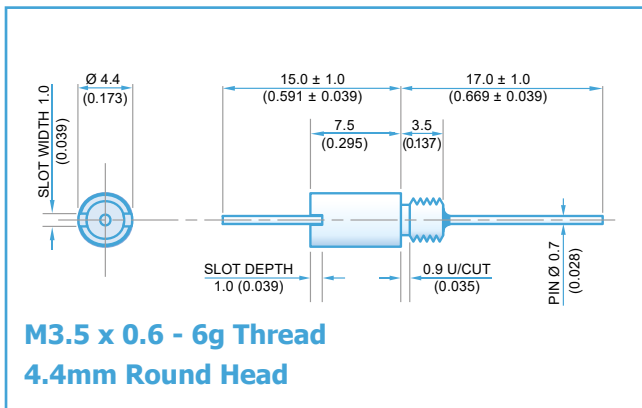

**Ordering Information - SFKKL range**

SF	K	K	L	500	0101	M	C	O
Type	Case style	Thread	Electrical configuration	Voltage (dc)	Capacitance in picofarads (pF)	Tolerance	Dielectric	Nuts & Washers
Syfer Filter	4.4mm O.D.	M3.5	L = L-C Filter	<b>050</b> = 50V <b>100</b> = 100V <b>200</b> = 200V <b>500</b> = 500V	First digit is 0. Second and third digits are significant figures of capacitance code. The fourth digit is number of zeros following Example: <b>0101</b> = 100pF <b>0332</b> = 3300pF	<b>M</b> = ±20% <b>Z</b> = -20+80%	<b>C</b> = COG/NP0 <b>X</b> = X7R	<b>O</b> = Without

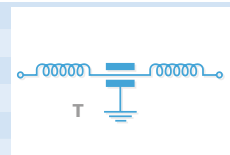
Note: Installation tool available on request

Note: The addition of a 4-digit numerical suffix code can be used to denote changes to the standard part.

Options include for example: change of finish / alternative voltage rating / non-standard intermediate capacitance values / test requirements. Please refer specific requests to the factory.



Electrical Details	
Electrical Configuration	T Filter
Capacitance Measurement	@ 1000hr Point
Current Rating	10A
Insulation Resistance (IR)	10GΩ or 1000ΩF
Temperature Rating	-55°C to +125°C
Ferrite Inductance (Typical)	100nH
Mechanical Details	
Head Diameter	4.4mm (0.173")
Nut A/F	N/A. For use in tapped hole
Washer Diameter	N/A
Mounting Torque	0.18Nm (1.59lbf in) max.
Mounting Hole	M3.5 x 0.5 - 6h
Max. Panel Thickness	N/A
Weight (Typical)	0.8g (0.03oz)
Finish	Silver plate on copper undercoat



Product Code	Capacitance (±20%) UOS	Dielectric	Rated Voltage (Vdc)	DWV (Vdc)	Typical No-Load Insertion Loss (dB)									
					0.01MHz	0.1MHz	1MHz	10MHz	100MHz	1GHz				
*SFKKT5000100ZC	10pF -20% / +80%	COG/NPO	500#	750						9				
SFKKT5000150ZC	15pF -20% / +80%											11		
SFKKT5000220ZC	22pF -20% / +80%										1	14		
SFKKT5000330ZC	33pF -20% / +80%										2	18		
*SFKKT5000470ZC	47pF -20% / +80%										4	20		
*SFKKT5000680MC	68pF										6	23		
*SFKKT5000101MC	100pF										9	27		
SFKKT5000151MC	150pF										12	30		
*SFKKT5000221MC	220pF										15	33		
*SFKKT5000331MC	330pF									1	19	36		
*SFKKT5000471MX	470pF				†X7R					2	21	40		
SFKKT5000681MX	680pF									4	24	43		
*SFKKT5000102MX	1.0nF				X7R	200	500				7	28	47	
SFKKT5000152MX	1.5nF									10	30	50		
*SFKKT5000222MX	2.2nF									13	34	53		
SFKKT5000332MX	3.3nF									17	38	57		
*SFKKT5000472MX	4.7nF									19	40	59		
SFKKT5000682MX	6.8nF									1	23	43	63	
*SFKKT5000103MX	10nF									4	26	45	66	
*SFKKT5000153MX	15nF									7	29	47	68	
*SFKKT5000223MX	22nF									10	33	49	70	
SFKKT5000333MX	33nF									14	36	50	>70	
*SFKKT2000473MX	47nF									1	17	39	52	>70
SFKKT2000683MX	68nF									2	20	42	57	>70
*SFKKT1000104MX	100nF									4	22	46	62	>70
*SFKKT0500154MX	150nF						7	25	49	68	>70			

# Also rated for operation at 115Vac 400Hz. Self-heating will occur – evaluation in situ recommended. \* Recommended values. † Also available in COG/NPO.

Ordering Information - SFKKT range

SF	K	K	T	500	0101	M	C	0
Type	Case style	Thread	Electrical configuration	Voltage (dc)	Capacitance in picofarads (pF)	Tolerance	Dielectric	Nuts & Washers
Syfer Filter	4.4mm O.D.	M3.5	T = T Filter	<b>050</b> = 50V <b>100</b> = 100V <b>200</b> = 200V <b>500</b> = 500V	First digit is 0. Second and third digits are significant figures of capacitance code. The fourth digit is number of zeros following Example: <b>0101</b> = 100pF <b>0332</b> = 3300pF	<b>M</b> = ±20% <b>Z</b> = -20+80%	<b>C</b> = COG/NPO <b>X</b> = X7R	<b>0</b> = Without

Note: The addition of a 4-digit numerical suffix code can be used to denote changes to the standard part. Options include for example: change of finish / alternative voltage rating / non-standard intermediate capacitance values / test requirements. Please refer specific requests to the factory. \* Mounting tool available.



Компания «ЭлектроПласт» предлагает заключение долгосрочных отношений при поставках импортных электронных компонентов на взаимовыгодных условиях!

Наши преимущества:

- Оперативные поставки широкого спектра электронных компонентов отечественного и импортного производства напрямую от производителей и с крупнейших мировых складов;
- Поставка более 17-ти миллионов наименований электронных компонентов;
- Поставка сложных, дефицитных, либо снятых с производства позиций;
- Оперативные сроки поставки под заказ (от 5 рабочих дней);
- Экспресс доставка в любую точку России;
- Техническая поддержка проекта, помощь в подборе аналогов, поставка прототипов;
- Система менеджмента качества сертифицирована по Международному стандарту ISO 9001;
- Лицензия ФСБ на осуществление работ с использованием сведений, составляющих государственную тайну;
- Поставка специализированных компонентов (Xilinx, Altera, Analog Devices, Intersil, Interpoint, Microsemi, Aeroflex, Peregrine, Syfer, Eurofarad, Texas Instrument, Miteq, Cobham, E2V, MA-COM, Hittite, Mini-Circuits, General Dynamics и др.);

Помимо этого, одним из направлений компании «ЭлектроПласт» является направление «Источники питания». Мы предлагаем Вам помощь Конструкторского отдела:

- Подбор оптимального решения, техническое обоснование при выборе компонента;
- Подбор аналогов;
- Консультации по применению компонента;
- Поставка образцов и прототипов;
- Техническая поддержка проекта;
- Защита от снятия компонента с производства.



#### Как с нами связаться

**Телефон:** 8 (812) 309 58 32 (многоканальный)

**Факс:** 8 (812) 320-02-42

**Электронная почта:** [org@eplast1.ru](mailto:org@eplast1.ru)

**Адрес:** 198099, г. Санкт-Петербург, ул. Калинина, дом 2, корпус 4, литера А.