DRAWING NUMBER / NUMERO DISEGNO	FSD 309418	REVISION / REVISIONE	00	SHEET / FOGLIO	1/2	APPROVAL LEVEL / LIV. DI APPROVAZIONE	0
DRAWING / DISEGNO	C						

STRICTLY CONFIDENTIAL

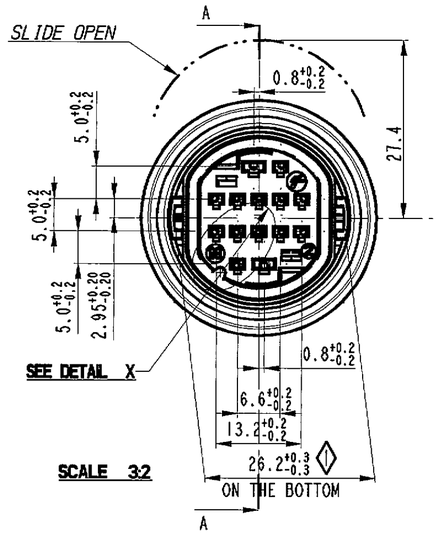

SCALE 3:2

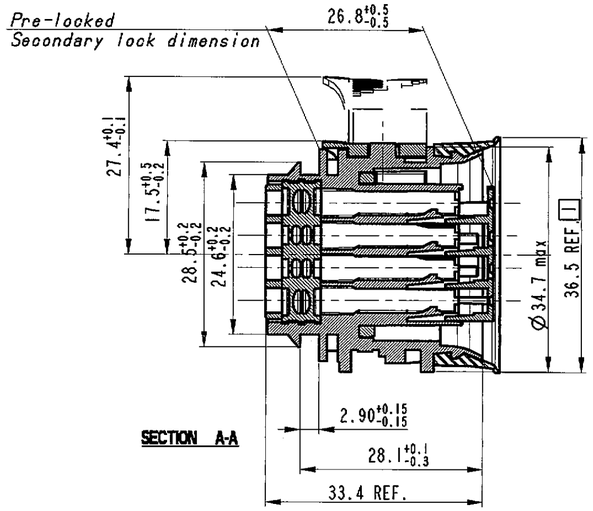

SECTION A-A

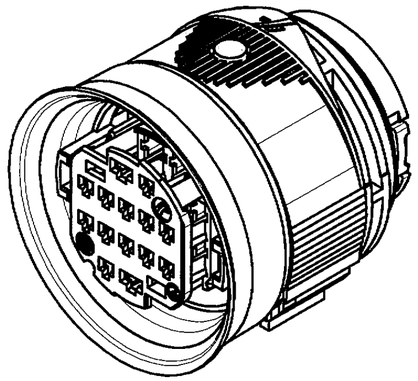

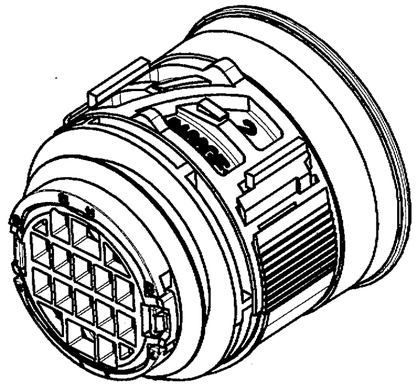

SCALE 2 : 1

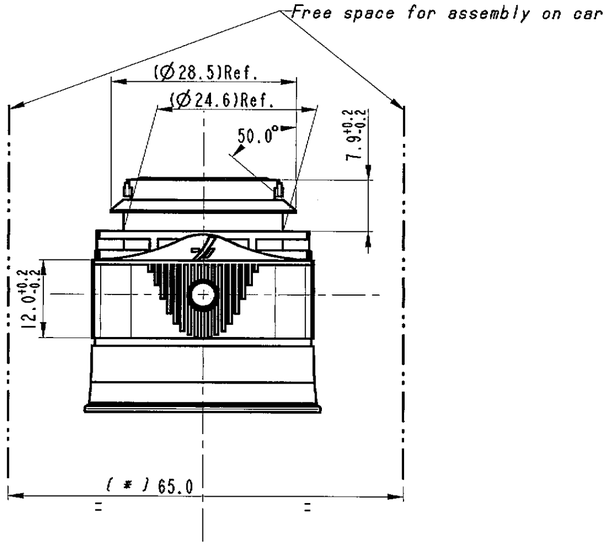

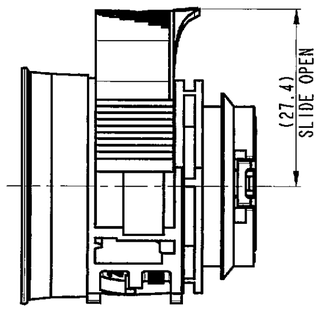

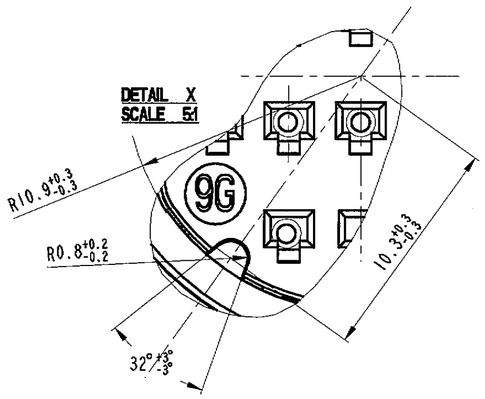

Note: minimum external diameter authorized of wire:
for 1.5 terminal = 1.40 mm. for 2.8 terminal = 1.75 mm

◊ CAPABILITY

1 External gasket maximum clearance after mating male and female holder.

(*) For information

- For use and mating operation, see spec: IPS 170/186/187/188/189/190/201/202

ECN-NO. / NUMERO -ECN	DATE DD/ MM / YY / DATA	REVISION / REVISIONE	POSITION / POSIZIONE	CHANGE DESCRIPTION / DESCRIZIONE MODIFICA	DRAWN BY / DISEGNATORE	CHS. BY / CONTROLLATO	APPR. BY / APPROVATO

PRODUCT SPEC. / SPEC. DI PRODOTTO: IPS 170	PACKAGING SPEC. / SPEC. DI IMBALLAGGIO	APPLICATION SPEC. / SPEC. DI APPLICAZIONE	THIS DRAWING AND ALL OTHER INFORMATION CONTAINED THEREIN IS PROPRIETARY AND THE PROPERTY OF FCI. This drawing may not be copied, reproduced or disclosed to any third party without the expressed written permission of FCI. © FCI April 1999
QUESTO DISEGNO ED OGNI ALTRA INFORMAZIONE IN ESSO CONTENUTA SONO ESCLUSIVI E DI PROPRIETA DELLA FCI. Questo disegno non può essere copiato, riprodotto o divulgato a terzi senza l'espresso consenso scritto della FCI. © FCI April 1999			

TOLERANCES / TOLLERANZE: ± 0.1mm. / ±0.5°	MATERIAL / MATERIALE: SEE TABLE	SURFACE FINISH / FINITURA SUPERFICIALE	FCI AUTOMOTIVE
COLOUR / COLORE:			ISO PROJECTION / PROJEZIONE ISO	CAD SYSTEM: pro / eng.
DO NOT SCALE DRAWING / DISEGNO FUORI SCALA	TOOL NO.	LOC. CODE / NAZIONALITA': 1	DIMENSION IN MILLIMETERS / DIMENSIONI IN MILLIMETRI	DWG SIZE / FORMATO: A3
DRAWN BY / DISEGNATORE: DATE 11/06/2 NAME	TITLE / DESCRIZIONE: DOOR TO BODY 14 WAYS ASSY FEMALE HOLDER SEALED VERSION	DRAWING NUMBER / NUMERO DISEGNO: FSC 309418	SHEET / FOGLIO: 1 of / di 2
CHECKED BY / CONTROLLATO: 12/06/2			
APPROVED BY / APPROVATO: / /	ESR NO. / NUMERO ESR: ITA2035	FILE NAME / NOME FILE: FSC 309418	CAT. NO. / NUMERO. CAT.: SEE TABLE ON THE SHEET 2 OF 2	SCALE / SCALA: 3:2

DRAWING NUMBER / NUMERO DISEGNO	FSD 309418	REVISION / REVISIONE	01	SHEET / FOGLIO	2/2	APPROVAL LEVEL / LIV. DI APPROVAZIONE	0
DRAWING / DISEGNO	C						

STRICTLY CONFIDENTIAL

14 WAYS	8 WAYS	4 WAYS
CAT. N° DTBFHPE14BKSV	CAT. N° DTBFHPE14BK08A	CAT. N° DTBFHPE14BK04A
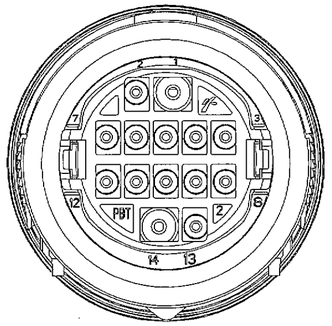	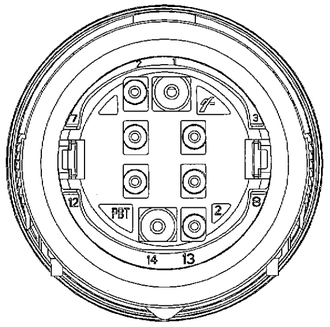	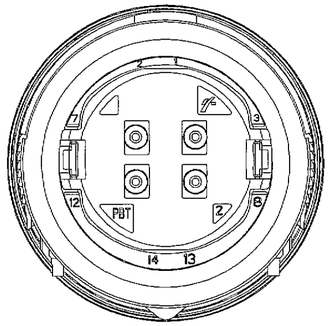
ALL CAVITIES	1-2-4-6-9-11-13-14	4-6-9-11
OPEN CAVITIES		

DESCRIPTION	PART NUMBER	MATERIALS	COLOUR
BODY	DTBFHPA14BKBD	PA66 GF15	GREEN
GROMMET STOP	DTBFHPE14BKGD	PBT NATURAL	BLACK
	DTBFHPE08GNGD	PBT NATURAL	GREEN
	DTBFHPE04GYGD	PBT NATURAL	GREY
GROMMET	DTBFHSY14RDGR	SYLICON RUBBER	RED
SEC. LOCK	DTBFHPE14YESL	PBT GF 10	YELLOW
EXT. GASKET	DTBFHSY14BKEG	SYLICON RUBBER	BLACK
INT. GASKET	DTBFHSY14RDIG	SYLICON RUBBER	RED
SLIDE	DTBFHPA14BLGY	PA66 GF30	GREY
COMPONENTS			

CONTACTS	TYPE	RANGE	COATING	MATERIAL	SIZE	SECTION	TEMPERATURE
211 CC 2 S 1150	1.5 x 0.8	1	Sn	Cu Zn15	SICMA 3	0.35 - 0.75	85° C
211 CC 2 S 2150	1.5 x 0.8	2	Sn	Cu Zn15		1.0 - 2.0	
211 CC 2 S 1160	1.5 x 0.8	1	Sn	Cu Fe2P		0.35 - 0.75	125° C
211 CC 2 S 2160	1.5 x 0.8	2	Sn	Cu Fe2P		1.0 - 2.0	
211 CC 2 S 1260	1.5 x 0.8	1	Au	Cu Fe2P		0.35 - 0.75	
211 CC 2 S 2260	1.5 x 0.8	2	Au	Cu Fe2P		1.0 - 2.0	
211 CC 3 S 1120	2.8 x 0.8	1	Sn	Cu Mg 1	SICMA 2	0.35 - 0.75	
211 CC 3 S 2120	2.8 x 0.8	2	Sn	Cu Mg 1		1.0 - 2.5	
211 CC 3 S 3120	2.8 x 0.8	3	Sn	Cu Mg 1		3.0 - 5.0	
211 CC 3 S 1220	2.8 x 0.8	1	Au	Cu Mg 1		0.35 - 0.75	
211 CC 3 S 2220	2.8 x 0.8	2	Au	Cu Mg 1		1.0 - 2.5	

ECN-NO. / NUMERO -ECN	DATE DD/ MM / YY / DATA	REVISION / REVISIONE	POSITION / POSIZIONE	CHANGE DESCRIPTION / DESCRIZIONE MODIFICA	DRAWN BY / DISEGNATORE	CHK. BY / CONTROLLATO	APPR. BY / APPROVATO

PRODUCT SPEC. / SPEC. DI PRODOTTO	PACKAGING SPEC. / SPEC. DI IMBALLAGGIO	APPLICATION SPEC. / SPEC. DI APPLICAZIONE	THIS DRAWING AND ALL OTHER INFORMATION CONTAINED THEREIN IS PROPRIETARY AND THE PROPERTY OF FCI. This drawing may not be copied, reproduced or disclosed to any third party without the expressed written permission of FCI. © FCI April 1999	QUESTO DISEGNO ED OGNI ALTRA INFORMAZIONE IN ESSO CONTENUTA SONO ESCLUSIVI E DI PROPRIETA DELLA FCI. Questo disegno non può essere copiato, riprodotto o divulgato a terzi senza l'espresso consenso scritto della FCI. © FCI April 1999
IPS 159	SPEC.	SPEC.		

TOLERANCES / TOLLERANZE	MATERIAL : / MATERIALE :	SURFACE FINISH / FINITURA SUPERFICIALE		ISO PROJECTION / PROIEZIONE ISO	CAD SYSTEM
± 0.1mm. / ±0.5°	SEE TABLE COLOUR : / COLORE :		FCI FCI AUTOMOTIVE		pro / eng.
DO NOT SCALE DRAWING / DISEGNO FUORI SCALA	TOOL NO.	LOC. CODE / NAZIONALITA' 1		DIMENSION IN MILLIMETERS / DIMENSIONI IN MILLIMETRI	DRG SIZE / FORMATO A3

	DATE / DATA	NAME / NOME	TITLE / DESCRIZIONE	DRAWING NUMBER / NUMERO DISEGNO	SHEET / FOGLIO
DRAWN BY / DISEGNATORE	11/04/02		DOOR TO BODY 14 WAYS ASSY FEMALE HOLDER SEALED VERSION	FSD 309418	2 of 2
CHECKED BY / CONTROLLATO	12/04/02				
APPROVED BY / APPROVATO			ESR NO. / NUMERO ESR: ITA2035 — FILE NAME / NOME FILE: FSD 309418	CAT. NO. / NUMERO. CAT.: SEE TABLE	SCALE / SCALA 2:1

Компания «ЭлектроПласт» предлагает заключение долгосрочных отношений при поставках импортных электронных компонентов на взаимовыгодных условиях!

Наши преимущества:

- Оперативные поставки широкого спектра электронных компонентов отечественного и импортного производства напрямую от производителей и с крупнейших мировых складов;
- Поставка более 17-ти миллионов наименований электронных компонентов;
- Поставка сложных, дефицитных, либо снятых с производства позиций;
- Оперативные сроки поставки под заказ (от 5 рабочих дней);
- Экспресс доставка в любую точку России;
- Техническая поддержка проекта, помощь в подборе аналогов, поставка прототипов;
- Система менеджмента качества сертифицирована по Международному стандарту ISO 9001;
- Лицензия ФСБ на осуществление работ с использованием сведений, составляющих государственную тайну;
- Поставка специализированных компонентов (Xilinx, Altera, Analog Devices, Intersil, Interpoint, Microsemi, Aeroflex, Peregrine, Syfer, Eurofarad, Texas Instrument, Miteq, Cobham, E2V, MA-COM, Hittite, Mini-Circuits,General Dynamics и др.);

Помимо этого, одним из направлений компании «ЭлектроПласт» является направление «Источники питания». Мы предлагаем Вам помощь Конструкторского отдела:

- Подбор оптимального решения, техническое обоснование при выборе компонента;
- Подбор аналогов;
- Консультации по применению компонента;
- Поставка образцов и прототипов;
- Техническая поддержка проекта;
- Защита от снятия компонента с производства.

Как с нами связаться

Телефон: 8 (812) 309 58 32 (многоканальный)
Факс: 8 (812) 320-02-42
Электронная почта: org@eplast1.ru
Адрес: 198099, г. Санкт-Петербург, ул. Калинина, дом 2, корпус 4, литера А.