



- + Powerful CPU and enhanced memory
- + Extended operational temperature range from -40 °C to +75 °C
- + 10-60 VDC operation with transient and reverse polarity voltage protection
- + Flexible port options – 3-port Switch, Ethernet and RS-232/422/485 serial ports with isolation
- + GPS and GLONASS support
- + MicroSD card holder, In/Out, USB Host
- + Low power consumption mode for solar and battery power applications
- + Optional industrial grade Wi-Fi
- + Optional PoE PSE or PoE PD on ETH0 and ETH1
- + Advanced security features

SmartFlex™ cellular router provides secure Internet connectivity for devices and LANs via the cellular networks. It can provide automatic wireless failover for wired networks, wireless connectivity for devices in remote locations where cable connections are impractical and wireless connectivity for mobile assets.

With upload speeds of up to 50 Mbps and download speeds of up to 100 Mbps, SmartFlex provides ample bandwidth, even for applications that require video.

SmartFlex places intelligence at the network edge with an extremely powerful Cortex A8 CPU at 1GHz, 256 MB flash memory, 512 MB RAM and 128kB M-RAM, providing full support for LTE (Long Term Evolution) speeds and applications.

A secure Web interface allows users to configure and manage SmartFlex from remote locations. The router can also upgrade its configuration and firmware from the operator's central server, allowing for simultaneous mass reconfiguration of every router on the network. Users may insert Linux scripts and can create multiple configurations for the same router and switch from one configuration to another at any time.

Modular SmartFlex can be configured for any application. Standard configuration includes 2 Ethernet ports with 2 independent LANs/IP addresses and also includes 1 USB host port, 1 microSD card holder, 2 SIM card holders for automatic failover to an alternate service provider, 2 binary inputs(I/O), 1 binary output (I/O) and onboard GPS.

An optional built-in Wi-Fi module is also available, with industrial grade operating temperature ranges from -40 to +75 °C (-20 to +60 °C LTE450 module). Further optional boards include: 3x ETH (the router can be configured with up to 5 total Ethernet ports and 3 independent LANs/IP addresses) or ETH/RS-232/485 or RS-232/485 (isolation strength up to 2.5kV) or RS-232.

The SmartFlex supports real time data encryption and the creation of VPN tunnels using IPsec, OpenVPN and L2TP. It supports DHCP, NAT, NAT-T, DynDNS, NTP, VRRP, control by SMS, and numerous other functions, as well as additional software like SmartCluster VPN Server and R-SeeNet.

SmartFlex Family

2x ETH, 1x USB, 2x BI, 1x BO, MicroSD reader, 2x SIM reader

BB - SR303 XXXXXX - YYYY

SWH	No SmartWorx HUB SmartWorx HUB
Accessories	
0	No Accessories (DIN holder included)
1	Accessories with EU power supply
5	International Power Supply (EU, US, UK, AUS)
Enclosure	
1	Plastic enclosure
2	Metal enclosure
Interfaces	
0	No optional port
1	3x ETH Switch
3	RS232 (5-pin TB), RS485/422 (4-pin TB)
4	RS232 (4-pin TB), RS485 (3-pin TB), ETH
PoE	
0	No PoE
8	PoE PSE
9	PoE PD
WiFi	
0	No Wi
1	WiFi (TI 2.4 & 5 GHz)
Router version	
03	EMEA

ORDERING INFORMATION

Note: Check with your local distributor for availability, options, and HW configuration. Contact Advantech B+B SmartWorx distributors.

Note: Antennas & Power Supply Sold Separately.



SmartFlex SR303

FLEXIBLE, ADAPTABLE LTE ROUTER



HW SPECIFICATIONS

PORTS, LED, ANTENNAS	
Up to 5x ETH ports	RJ45, 10/100 Mbps
SIM	2 Mini SIMs (2FF) (rear panel)
LED Indicators	PWR, DAT, WAN, ETH, SIM, USR, POE, IN0, IN1, OUT
3x ANT - ANT, DIV, GPS (sold separately)	SMA connectors
Wi-Fi Antenna (sold separately)	R-SMA connector
USB	USB Host connector 2.0
SD Card	1x Micro SD Card slot (rear panel)
RST	RESET button (rear panel)
*Optional 3-port SWITCH	3x RJ45, 10/100 Mbps
*Optional ETH - R232 - RS485	RJ45, 4-pin terminal block, 3-pin terminal block connectors – Isolation up to 2.5 kV
*Optional RS232 - RS485	5-pin terminal block, 4-pin terminal block connectors – Isolation up to 2.5 kV



POWER	
Power Supply (sold separately)	10 – 60 VDC (2-Way Molex connector)
Power Consumption	Idle: 2.5 W Average: 4 W Peak: 11 W Sleep Mode: 10mW
ENVIRONMENTAL	
Temperature Range	Operating: -40 to +75 °C Storage: -40 to +85 °C
Temperature Range LTE450	Operating: -20 to +60 °C Storage: -40 to +85 °C
Humidity	Operating: 0 to 95 % Storage (Non-condensing): 0 to 95 %
Cold Start	-35 °C
Operating Altitude	2000 m / 70 kPa
Ingress Protection Rating	IP30

MECHANICAL	
Plastic or metal case with plastic or metal DIN rail	
Enclosure Dimensions	55x97x125 mm
Weight Plastic	170 g
Weight Metal	375 g

GNSS SPECIFICATIONS	
Antenna	50 Ohms – active
Protocols	NMEA 0183 v3.0
Frequency GPS	1575.42MHz Typical
Sensitivity	Tracking: -161dBm Acquisition (Assisted): -158dBm Acquisition (Standalone): -145dBm
Acquisition time	Hot start: 1 s Warm start: 29 s Cold start: 32 s
Accuracy	Horizontal: < 2m (50 %); < 5m (90 %) Altitude: < 4m (50 %); < 8m (90 %) Velocity: < 0.2mps

WI-FI - 802.11 A/B/G/N, AP OR CLIENT MODES	
Supported Wi-Fi band	2.4 GHz, 5.4 GHz
Encryption	None, WEP, TKIP, AES
5 GHz supported channels	36, 40, 44, 48, 52, 56, 60, 64, 149, 153, 157, 161, 165
2.4 GHz supported channels	1, 2, 3, 4, 5, 6, 7, 8, 9, 10, 11, 12, 13, 14
Number of clients	10
Authentication	Open, Shared, WPA-PSK, WPA2-PSK

POE PARAMETERS	POE PD parameters for opposite PSE	POE PSE
Input voltage range	42.5 – 57 V	44 – 57 V, 65 W
Power available	25.50 W	2x 25.50 W (ETH0, ETH1)
Maximum current	600 mA	
Insul. Strength	1.5 kV from the router	none
Standards IEEE 802.3at-2009 (PoE+) and IEEE 802.3af-2003 (PoE) supported. Cabling needed is Category 5, up to 12.5 Ω. It is possible to use a passive PoE injector		

* Tracking sensitivity is the lowest GPS signal level for which the device can still detect an in-view satellite 98% of the time when in sequential tracking mode.

** Acquisition sensitivity is the lowest GPS signal level for which the device can still detect an in-view satellite 50% of the time.

SmartFlex SR303

FLEXIBLE, ADAPTABLE LTE ROUTER

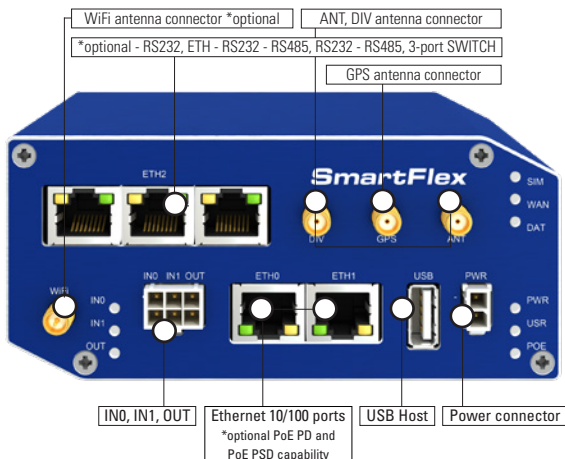


STANDARDS AND REGULATIONS

INDUSTRY CERTIFICATIONS & APPROVALS	
	SR303
Radio	ETSI EN 301 511 V12.5.1, ETSI EN 300 440 V2.1.1, ETSI EN 301 908-1 V11.1.1, ETSI EN 301 908-2 V11.1.1, ETSI EN 301 908-13 V11.1.1, ETSI EN 300 328 V2.1.1, ETSI EN 301 893 V2.1.1
EMC	ETSI EN 301 489-1 v1.9.2, ETSI EN 301 489-1 V2.1.1, Draft ETSI EN 301 489-19 V2.1.0, Draft ETSI EN 301 489-52 V1.1.0, ETSI EN 301 489-17 V3.1.1
Safety	EN 60950-1:2006 + A11:2009 + A1:2010 + A12:2011 + A2:2013 + AC:2011, EN 62311:2008 UL 60950-1, 2nd ed. + am1 + am2 * CAN/CSA C22.2 No. 60950-1-07, 2nd ed. + am1 + am2 * UL E486108 * ATEX II 3 G Ex nA IIC T4 Gc, DEMKO 16 ATEX 1801X *
E-Mark – EMC for devices in transportation	E8 homologation number: 10R – 04 7737

* Excluding versions with PoE PSE, versions with RS232-RS485-ETH interface or versions with RS232 interface (RJ45).

CELLULAR MODULE PARAMETERS			
	SR303 - EMEA		
LTE parameters	Bit rate 100 Mbps (DL) / 50 Mbps (UL) 3GPP rel. 8 standard Supported bandwidths: 5 MHz, 10 MHz, 20 MHz Supported frequencies: 800 / 900 / 1800 / 2100 / 2600 MHz	GPRS/EDGE parameters	Bit rate 237 kbps (DL) / 59,2 kbps (UL) GPRS multislot class 10, CS 1 to 4 EDGE multislot class 12, CS 1 to 4, MCS 1 to 9 Supported frequencies: 900 / 1800 MHz
HSPA+ parameters	Bit rate 42 Mbps (DL) / 5,76 Mbps (UL) 3GPP rel. 7 standard UE CAT. 1 to 6, 8, 10, 12, 14 3GPP data compression Supported frequencies: 900 / 1800 / 2100 MHz	GPRS/EDGE power classes	EGSM 900: Class 4 (33 dBm) GSM 1800: Class 1 (30 dBm) EDGE 900: Class E2 (27 dBm) EDGE 1800: Class E2 (26 dBm)
UMTS parameters	PS bit rate 384 kbps (DL) / 384 kbps (UL) CS bit rate 64 kbps (DL) / 64 kbps (UL) W-CDMA FDD standard Supported frequencies: 900 / 1800 / 2100 MHz		



SmartFlex SR303

FLEXIBLE, ADAPTABLE LTE ROUTER



ACCESSORIES

ORDER CODE	DESCRIPTION
BB-TG.30.8113	Antenna LTE, Terminal
BB-GA.110.101111	Antenna LTE, Magnet Mount
BB-AW-A2458G-FSRPK	Antenna Wi-Fi, 2.4 & 5.8 GHz
BB-RPS-v3-M02-M	SmartFlex Power Supply, 12V/1A
BB-RPS-v3-PSE	SmartFlex Power Supply, 48V/1.35A (power cord required)
BB-PWRCORD-US	USA - Power Supply Power Cord
BB-PWRCORD-EU	EU - Power Supply Power Cord
BB-PWRCORD-UK	UK - Power Supply Power Cord
BB-PWRCORD-AUS	AU - Power Supply Power Cord
BB-SBD40	DIN Rail Clip - metal
BB-CPD3	DIN Rail Clip - plastic
BB-KN-v3-M02-3	PS Cable 2-wire, MO 2 pins, 3m, v3 routers
BB-KIO-v3-M06-3	IO Cable 6-wire, 3m, v3 routers

SW FEATURES

SOFTWARE	
Network and Routing	DHCP Server, , DHCP Client, NAT/PAT, VRRP, Dynamic DNS client, DNS proxy, VLAN, QoS, NTP Client/ Server, IGMP, BGP, OSPF, RIP, SMTP, SMTPS, SNMP v1/ v2c/ v3, Backup routes, PPP, PPPoE, SSL, Port Forwarding, Host Port Routing, Ethernet Bridging
Security	HTTPS, SSH, VPN tunnels, SFTP, Firewall (IP Filtering, MAC address filtering, Inbound and outbound Port filtering), DMZ (via iptables)
VPN Tunnelling	Open VPN client and server and P2P, L2TP, PPTP, GRE, EasyVPN, DMVPN, IPSec with IKEv1 and IKEv2
Configuration	Web server, SSH, Four configuration switchable profiles, Automatic configuration update from server Backup configuration, Restore configuration
Firmware Management	Automatic firmware update from server, Locally via LAN and USB or remotely OTA (HTTP, HTTPS), Over-the-Air software updates, Over-the-Air cellular module update from FW
Diagnostic	One CLICK report – current configuration / factory identification / system log / kernel log / reboot log / routing table, Remote diagnostics possible via SSH
Status	Network Status, DHCP Status, IPSec Status, Statistics history for last 60 days
Log	System Log, Reboot Log, Kernel Log
Controlling and Diagnostic	SMS, SNMP v1/v2c/v3, Statuses, Log
Event Engine	StartUp script & Up/Down script (Bash), Digital Input, Network Parameters, Data Usage, Timer, Power, Device Temperature Report Types: RAP, SMS, email, SNMP Trap
Other	IPv6 support



Компания «ЭлектроПласт» предлагает заключение долгосрочных отношений при поставках импортных электронных компонентов на взаимовыгодных условиях!

Наши преимущества:

- Оперативные поставки широкого спектра электронных компонентов отечественного и импортного производства напрямую от производителей и с крупнейших мировых складов;
- Поставка более 17-ти миллионов наименований электронных компонентов;
- Поставка сложных, дефицитных, либо снятых с производства позиций;
- Оперативные сроки поставки под заказ (от 5 рабочих дней);
- Экспресс доставка в любую точку России;
- Техническая поддержка проекта, помощь в подборе аналогов, поставка прототипов;
- Система менеджмента качества сертифицирована по Международному стандарту ISO 9001;
- Лицензия ФСБ на осуществление работ с использованием сведений, составляющих государственную тайну;
- Поставка специализированных компонентов (Xilinx, Altera, Analog Devices, Intersil, Interpoint, Microsemi, Aeroflex, Peregrine, Syfer, Eurofarad, Texas Instrument, Miteq, Cobham, E2V, MA-COM, Hittite, Mini-Circuits, General Dynamics и др.);

Помимо этого, одним из направлений компании «ЭлектроПласт» является направление «Источники питания». Мы предлагаем Вам помощь Конструкторского отдела:

- Подбор оптимального решения, техническое обоснование при выборе компонента;
- Подбор аналогов;
- Консультации по применению компонента;
- Поставка образцов и прототипов;
- Техническая поддержка проекта;
- Защита от снятия компонента с производства.



Как с нами связаться

Телефон: 8 (812) 309 58 32 (многоканальный)

Факс: 8 (812) 320-02-42

Электронная почта: org@eplast1.ru

Адрес: 198099, г. Санкт-Петербург, ул. Калинина, дом 2, корпус 4, литера А.