

Main

| | |
|------------------------------|---|
| Range of product | Zelio Control |
| Product or component type | Modular measurement and control relays |
| Relay type | Temperature control relays |
| Product specific application | For elevator machine rooms and 3-phase supplies |
| Relay name | RM35AT |
| Relay monitored parameters | Overtemperature: 34...46°C Phase failure detection Phase sequence Undertemperature: -1...11°C |
| Time delay range | 0.1...10 s adjustable delay (tolerance: 0...10 % of the full scale value) |
| Switching capacity in VA | 1250 VA |
| Minimum switching current | 10 mA at 5 V DC |
| Power consumption in VA | <= 3.5 VA AC |
| Utilisation category | AC-12 conforming to IEC 60947-5-1 AC-13 conforming to IEC 60947-5-1 AC-14 conforming to IEC 60947-5-1 AC-15 conforming to IEC 60947-5-1 DC-12 conforming to IEC 60947-5-1 DC-13 conforming to IEC 60947-5-1 DC-14 conforming to IEC 60947-5-1 |

Complementary

| | |
|-----------------------------|--|
| Reset time | 8 s |
| Maximum switching voltage | 250 V AC/DC |
| [Us] rated supply voltage | 24...240 V AC/DC |
| [Us] rated supply voltage | 24...240 V AC/DC |
| Supply voltage limits | 20.4...264 V AC 21.6...264 V DC |
| Power consumption in W | <= 0.6 W DC |
| Resistance across terminals | 600 kOhm 3-phase 1.33 kOhm temperature |
| Width | 1.38 in (35 mm) |
| Output contacts | 2 NO |
| Contacts material | Cadmium free |
| Nominal output current | 5 A |
| Run-up delay at power-up | 0.2 s |
| Measurement accuracy | +/- 2 °C |
| Response time | <= 3.5 ms + Tt in case of temperature fault 500 ms in case of 3-phase fault 500 ms on disappearance of fault |
| Temperature probe type | Pt 100 - 3-wire |
| Installed device | Pt 100 probe cable length <= 10 m |
| Marking | CE : 73/23/EEC CE : EMC 89/336/EEC |
| Overvoltage category | III conforming to IEC 60664-1 |
| Insulation resistance | > 500 MOhm at 500 V DC between supply and relay output conforming to IEC 60255-5 > 500 MOhm at 500 V DC between measurement and relay output conforming to IEC 60664-1 > 1 MOhm at 500 V DC between supply and measurement conforming to IEC 60255-5 |

The information provided in this documentation contains general descriptions and/or technical characteristics of the products contained herein. This documentation is not intended as a substitute for and is not to be used for determining suitability or reliability of these products for specific user applications. It is the duty of any such user or integrator to perform the appropriate and complete risk analysis, evaluation and testing of the products with respect to the relevant specific application or use thereof. Neither Schneider Electric Industries SAS nor any of its affiliates or subsidiaries shall be responsible or liable for misuse of the information contained herein.

| | |
|--------------------------------|--|
| | > 500 MOhm at 500 V DC between supply and relay output conforming to IEC 60664-1 |
| | > 500 MOhm at 500 V DC between measurement and relay output conforming to IEC 60255-5 |
| | > 1 MOhm at 500 V DC between supply and measurement conforming to IEC 60664-1 |
| [Ui] rated insulation voltage | 400 V conforming to IEC 60664-1 |
| Control circuit voltage limits | - 10 % + 10 % Un DC - 15 % + 10 % Un AC |
| Supply frequency | 50/60 Hz +/- 10 % |
| Operating position | Any position without derating |
| Connections - terminals | Screw terminals 1 x 0.5...1 x 4 mm ² - AWG 20...AWG 11, solid cable without cable end Screw terminals 2 x 0.5...2 x 2.5 mm ² - AWG 20...AWG 14, solid cable without cable end Screw terminals 1 x 0.2...1 x 2.5 mm ² - AWG 24...AWG 12, flexible cable with cable end Screw terminals 2 x 0.2...2 x 1.5 mm ² - AWG 24...AWG 16, flexible cable with cable end |
| Tightening torque | 5.31...8.85 lbf.in (0.6...1 N.m) conforming to IEC 60947-1 |
| Housing material | Self-extinguishing plastic |
| Status LED | 1 LED green power ON 1 LED yellow correct temperature (high R1)/(low R2) 1 LED yellow phases of relay |
| Mounting support | 35 mm symmetrical DIN rail conforming to EN/IEC 60715 |
| Electrical durability | 100000 cycles |
| Mechanical durability | 30000000 cycles |
| Operating rate | <= 360 operations/hour under full load |

Environment

| | |
|---------------------------------------|--|
| immunity to microbreaks | 10 ms |
| electromagnetic compatibility | Emission standard for industrial environments conforming to EN/IEC 61000-6-4 Emission standard for residential, commercial and light-industrial environments conforming to EN/IEC 61000-6-3 Immunity for industrial environments conforming to NF EN/IEC 61000-6-2 |
| standards | IEC 60255-6 NF EN 60255-6 |
| product certifications | CSA C-Tick GL GOST UL |
| ambient air temperature for storage | -40...158 °F (-40...70 °C) |
| ambient air temperature for operation | -4...122 °F (-20...50 °C) |
| vibration resistance | 0.35 mm (f = 5...57.6 Hz) conforming to IEC 60068-2-6/IEC 60255-21-1 1 gn (f = 57.6...150 Hz) conforming to IEC 60068-2-6/IEC 60255-21-1 |
| shock resistance | 15 gn 11 ms conforming to IEC 60255-21-1 |
| IP degree of protection | IP20(terminals) conforming to IEC 60529 IP30 (casing) conforming to IEC 60529 |
| pollution degree | 3 conforming to IEC 60664-1 |
| dielectric test voltage | 2 kV AC 50 Hz, 1 min |
| non-dissipating shock wave | 4 kV |

Offer Sustainability

| | |
|---|---|
| Green Premium product | Green Premium product |
| Compliant - since 0701 - Schneider Electric declaration of conformity | Compliant - since 0701 - Schneider Electric declaration of conformity |
| Reference not containing SVHC above the threshold | Reference not containing SVHC above the threshold |
| Available | Available |
| Available | Available |
| WARNING: This product can expose you to chemicals including: | WARNING: This product can expose you to chemicals including: |

Lead and lead compounds, which is known to the State of California to cause cancer and birth defects or other reproductive harm.

reproductive harm.

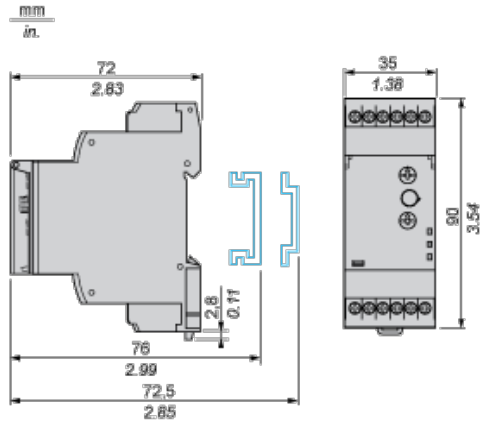
For more information go to www.p65warnings.ca.gov For more information go to www.p65warnings.ca.gov

Contractual warranty

Warranty period 18 months

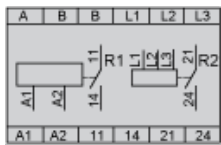
Temperature Control Relays for Elevator Machine Rooms and 3-Phase Supplies

Dimensions and Mounting



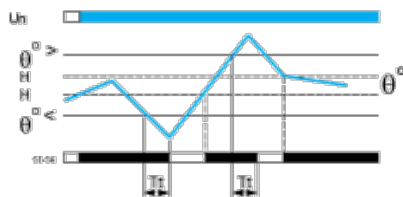
Temperature Control Relays for Elevator Machine Rooms and 3-Phase Supplies

Wiring Diagram



Function Diagram

Temperature Control by PT 100 Probe



Legend

Tt Time delay after crossing of the temperature threshold

Un Supply voltage

θ° Temperature monitored

$\theta^\circ >$ High temperature threshold

$\theta^\circ <$ Low temperature threshold

H Hysteresis

11-12, 11-14 R1 output relay connections

Relay status: black color = energized.



Компания «ЭлектроПласт» предлагает заключение долгосрочных отношений при поставках импортных электронных компонентов на взаимовыгодных условиях!

Наши преимущества:

- Оперативные поставки широкого спектра электронных компонентов отечественного и импортного производства напрямую от производителей и с крупнейших мировых складов;
- Поставка более 17-ти миллионов наименований электронных компонентов;
- Поставка сложных, дефицитных, либо снятых с производства позиций;
- Оперативные сроки поставки под заказ (от 5 рабочих дней);
- Экспресс доставка в любую точку России;
- Техническая поддержка проекта, помощь в подборе аналогов, поставка прототипов;
- Система менеджмента качества сертифицирована по Международному стандарту ISO 9001;
- Лицензия ФСБ на осуществление работ с использованием сведений, составляющих государственную тайну;
- Поставка специализированных компонентов (Xilinx, Altera, Analog Devices, Intersil, Interpoint, Microsemi, Aeroflex, Peregrine, Syfer, Eurofarad, Texas Instrument, Miteq, Cobham, E2V, MA-COM, Hittite, Mini-Circuits, General Dynamics и др.);

Помимо этого, одним из направлений компании «ЭлектроПласт» является направление «Источники питания». Мы предлагаем Вам помощь Конструкторского отдела:

- Подбор оптимального решения, техническое обоснование при выборе компонента;
- Подбор аналогов;
- Консультации по применению компонента;
- Поставка образцов и прототипов;
- Техническая поддержка проекта;
- Защита от снятия компонента с производства.



Как с нами связаться

Телефон: 8 (812) 309 58 32 (многоканальный)

Факс: 8 (812) 320-02-42

Электронная почта: org@eplast1.ru

Адрес: 198099, г. Санкт-Петербург, ул. Калинина, дом 2, корпус 4, литера А.