

SERIES 94H
Binary Coded



FEATURES

- Sealed Construction; No Tape Seal Required
- Surface Mount or Thru-Hole Style
- Tube or Tape and Reel Packaging
- Octal, BCD, and Hexadecimal Code
- In Standard or Complement
- Standard and Right Angle Mount
- Flush or Extended Actuators
- Gold-Plated Contacts

DIP Switches

DIMENSIONS In inches (and millimeters)

Tolerances are $\pm .010$ inches unless specified otherwise.

Surface Mount Gullwing

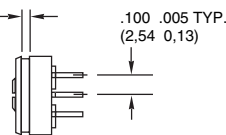
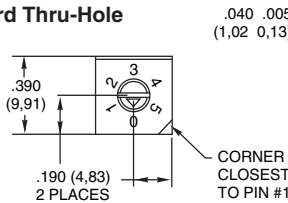


Solder pad layout as viewed from the top of the switch

Surface Mount J-Lead



Standard Thru-Hole



TERMINALS ARE
.020 +.004/-0.002
(0,51 + 0,10/0,05)
WIDE BY .012 .002
(0,31 0,05) THICK
.038 DIA. HOLE SIZE
RECOMMENDED

ACTUATOR STYLES



Octal-8 position



BCD-10 position



Hex-16 position



Figure 1
"A" style rotor

Figure 2
"F" style rotor

All actuation types are available in octal (8), binary coded decimal (10), or hexadecimal (16) codes; with either standard or complement output. Standard code outputs have natural color rotors; complements in a contrasting color.

EXTENDED ACTUATOR TYPES



Figure 3

DIMENSIONS In inches (and millimeters)



ORDERING INFORMATION: Series 94H

94HAB10WRT

Series
Actuator Style: A = Flush, Figure 1
B = .270, Figure 3 (see page B-21)
C = .170, Figure 3 (see page B-21)
E = .090, Figure 3 (see page B-21)
F = Flush, Figure 2

Code: B = Standard (Natural),
C = Complementary (Contrasting Color)

RoHS Compliant

Packaging: R = Tape and Reel, (Surface Mount Only)
Blank = Tube*

Terminal Style: RA = Right Angle, Thru-Hole
J = J-Lead
W = Surface Mount
Blank = Thru-Hole

Number of Positions: 08 = Octal, 8 Position
10 = BCD, 10 Position
16 = Hex, 16 Position

* 27 Pieces per tube for surface mount and thru-hole, 24 pieces per tube for right angle switches.

SERIES 94 High Temperature Knobs: For Shaft Extensions



ORDERING INFORMATION: Series 94 High Temperature Knobs*

Knob Style and Height	Knob Color	Arrow Color	Part Number
1A	Gray	N/A	947706-001
5A	Gray	Black	947706-005
1B	Black	N/A	947705-001
1B	Gray	N/A	947705-012
2B	Gray	White	947705-004
3B	Gray	Black	947705-017
4B	Gray	Black	947705-018
1B	Natural	N/A	947705-009
4B	Black	White	947705-010
5B	Gray	Black	947705-019

*Ordered as a separate item. B = Standard (Natural), C = Complementary (Contrasting Color).

TAPE AND REEL PACKAGING: Series 94H

Meets requirements of EIA 481-2.

13 INCH DIAMETER REEL
CONDUCTIVE PLASTIC EMBOSSED TAPE
16mm
PIN #1 CHAMFER
DIRECTION OF FEED
24mm

Each reel contains the following number of switches with a 15.35 inch (390 mm) minimum leader and a 6.30 inch (160 mm) minimum trailer.

94HA style	750 sw/reel
94HB style	150 sw/reel
94HC style	200 sw/reel
94HE style	300 sw/reel
94HF style	750 sw/reel



Available from your local Grayhill Distributor. For prices and discounts, contact a local Sales Office, an authorized local Distributor or Grayhill.

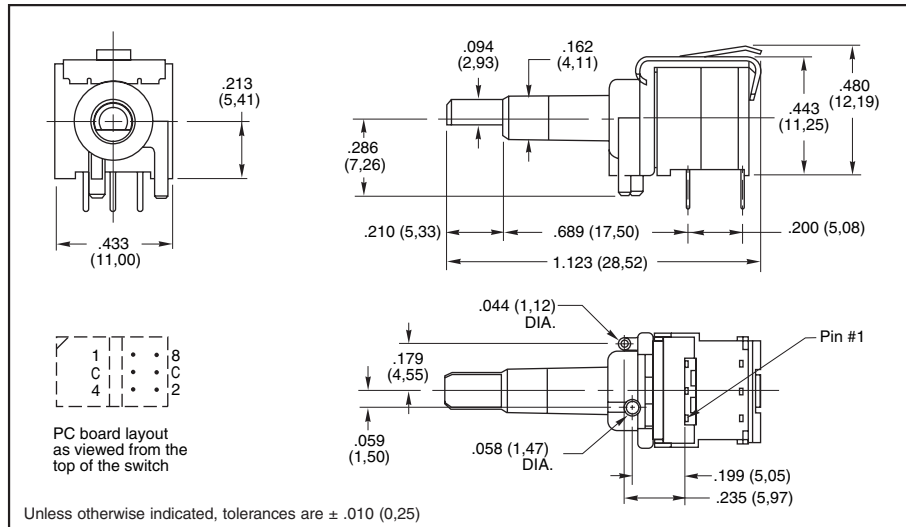
SERIES 94R
Economical, Binary Coded

FEATURES

- 10,000 Cycles of Operation
- Gold-Plated Contacts
- Sealed Contact System
- Right Angle Mount
- Octal, BCD & Hexadecimal Codes
- Standard or Complement
- RoHS Compliant



DIMENSIONS In inches (and millimeters)



SPECIFICATIONS: Series 94H and 94R
Electrical Ratings

- Make-and-break Current Rating:** 30 mA at 30 Vdc for 10,000 cycles of operation.
- Carrying Current Rating:** 100 mA at 50 Vdc
- Contact Resistance:** 50 mohms maximum initially (measured at 10 mA, 50 mVdc). 150 mohms maximum after life.
- Insulation Resistance:**(measured at 100 Vdc across open switch contacts) Initial: 5000 Mohms minimum. After Life: 1000 Mohms minimum.
- Dielectric Strength:** (measured across open switch contacts) Initial: 500 Vac RMS minimum. After Life: 250 Vac RMS

Mechanical Ratings

- Mechanical Life:** 10,000 cycles of operation. One cycle is a rotation through all positions and a complete return through all positions.
- Mechanical Shock:** 1000g's, 0.5 mS, half sine per MIL-STD-202F, Method 213, Test Condition E.
- Vibration Resistance:** 10-2000 Hz at 15G or 0.060" double amplitude per MIL-STD-202F, Method 204, Test Condition B.
- Operational Torque:** 2 to 6 inch-ounces initially and 1.2 inch-ounces minimum after life.

Environmental Ratings

- Operating Temperature Range:** -40° to +85°C.
- Storage Temperature Range:** -40° to +85°C.

Moisture Resistance: 240 hours with temperature cycling and polarization. Passes insulation resistance and dielectric strength per MIL-STD-202F, Method 106 following exposure.

Materials and Finishes

- Rotor and Switch Body:** Plastic (UL94V-O)
- Contact Material:** Copper alloy plated. 30 microinches minimum gold over 50 microinches minimum nickel.
- Shorting Member:** Copper alloy plated. 30 microinches minimum gold over 50 microinches minimum nickel.
- Terminals:** Copper alloy, matte tin plated over nickel barrier.

ORDERING INFORMATION: Series 94R

Continuous Rotation Versions			
Code	No. of Positions	Standard Code Part Number	Complement Part Number
Octal	8	94RB08CT	94RC08CT
BCD	10	94RB10CT	94RC10CT
Hexadecimal	16	94RB16CT	94RC16CT
Rotational Stop Versions*			
Code	No. of Positions	Standard Code Part Number	Complement Part Number
Hexadecimal	16	94RB16FT	94RC16FT

* Consult Grayhill for 8 or 10 position

CODE & TRUTH TABLES:
Series 94H and 94R

Standard Output	CODE OUTPUT				CODE OUTPUT				Complement Output
	1	2	4	8	1	2	4	8	
0					•	•	•	•	
1	•								•
2		•							•
3			•						•
4				•					•
5					•				•
6						•			•
7							•		•
8	•	•	•	•					
9	•	•	•						
A	•	•		•					
B	•		•	•					
C	•			•					
D	•				•				
E	•					•			
F	•						•		

Dot indicates terminal to common connection. All switches are continuous rotation.

Octal and Octal Complement outputs are 0 thru 7 positions.

BCD and BCD Complement outputs are 0 thru 9 positions.

Hexadecimal and Hexadecimal Complement outputs are 0 thru F positions.

Standard codes have natural color rotors; complements have rotors in a contrasting color.

Internal O-ring: Rubber BUNA-N

Soldering Information

- Soldering Temperature:** 260° C maximum.
- Cleaning:** Acceptable solutions include 1-1-1 Trichlorethane, Freon (TF, TE, or TMS), Isopropyl Alcohol and detergent (140°F maximum). Solutions which are not recommended include Acetone, Methylene Chloride, and Freon TMC.



Компания «ЭлектроПласт» предлагает заключение долгосрочных отношений при поставках импортных электронных компонентов на взаимовыгодных условиях!

Наши преимущества:

- Оперативные поставки широкого спектра электронных компонентов отечественного и импортного производства напрямую от производителей и с крупнейших мировых складов;
- Поставка более 17-ти миллионов наименований электронных компонентов;
- Поставка сложных, дефицитных, либо снятых с производства позиций;
- Оперативные сроки поставки под заказ (от 5 рабочих дней);
- Экспресс доставка в любую точку России;
- Техническая поддержка проекта, помощь в подборе аналогов, поставка прототипов;
- Система менеджмента качества сертифицирована по Международному стандарту ISO 9001;
- Лицензия ФСБ на осуществление работ с использованием сведений, составляющих государственную тайну;
- Поставка специализированных компонентов (Xilinx, Altera, Analog Devices, Intersil, Interpoint, Microsemi, Aeroflex, Peregrine, Syfer, Eurofarad, Texas Instrument, Miteq, Cobham, E2V, MA-COM, Hittite, Mini-Circuits, General Dynamics и др.);

Помимо этого, одним из направлений компании «ЭлектроПласт» является направление «Источники питания». Мы предлагаем Вам помощь Конструкторского отдела:

- Подбор оптимального решения, техническое обоснование при выборе компонента;
- Подбор аналогов;
- Консультации по применению компонента;
- Поставка образцов и прототипов;
- Техническая поддержка проекта;
- Защита от снятия компонента с производства.



Как с нами связаться

Телефон: 8 (812) 309 58 32 (многоканальный)

Факс: 8 (812) 320-02-42

Электронная почта: org@eplast1.ru

Адрес: 198099, г. Санкт-Петербург, ул. Калинина, дом 2, корпус 4, литера А.