

Power Resistors Cooled by Auxiliary Heatsink (Not Supplied) Thick Film Technology



FEATURES

- System without external radiation
- High power / volume ratio
- Non-inductive
- Screw-on outputs
- Possible configuration with 2 or 3 resistors

DESIGN SUPPORT TOOLS

[click logo to get started](#) 

3D
Models
Available

STANDARD ELECTRICAL SPECIFICATIONS

MODEL	VALUE	RESISTANCE RANGE Ω	MAX. RATED POWER $P_{75^\circ\text{C}}$ W	TOLERANCE $\pm \%$	TEMPERATURE COEFFICIENT $\pm \text{ppm}/^\circ\text{C}$	E-SERIES OHMIC VALUES
RCEC 400	Single	1.0 to 1M	400	10, 5 ⁽¹⁾	150 (typical)	E 24
	Double	1.5 to 1M	2 x 180	10, 5 ⁽¹⁾	150 (typical)	E 24

Note

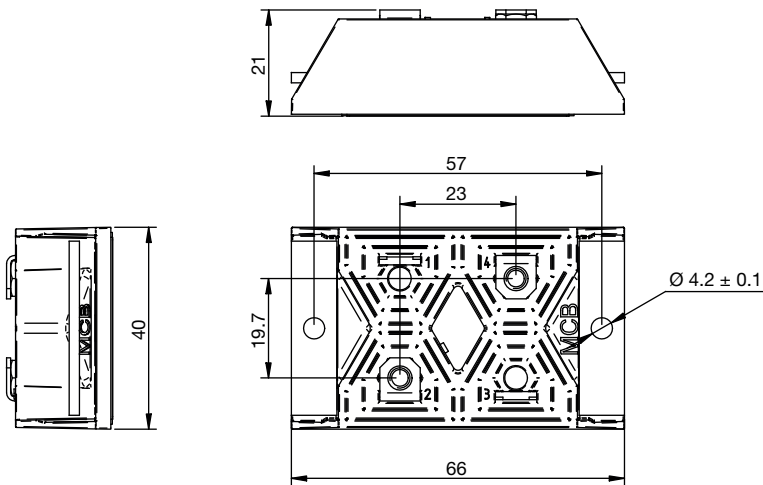
⁽¹⁾ On request

MECHANICAL SPECIFICATIONS

UL 94 flame classifications	Material in accordance with UL 94 V-0
Resistive element	Thick film
Substrate	Alumina
Encapsulation	Resin filled in housing

TECHNICAL SPECIFICATIONS

PARAMETER	SINGLE VALUE	DOUBLE VALUE
Operating temperature range	-55 °C to +150 °C	
Maximum operating voltage	4000 V	
Dielectric strength V_{RMS} (50 Hz / 1 min)	6000 V	
Creepage distance	> 42 mm	
Clearance distance	> 12 mm	> 10 mm
CTI index	> 600	
Partial discharge	< 20 pC at 5000 V_{eff}	
Inductance	< 40 nH	
Insulation resistance	$10^5 \text{ M}\Omega$ at 500 V_{DC}	
Weight (max.)	75 g	

DIMENSIONS in millimeters

PERFORMANCES

TESTS		CONDITIONS	REQUIREMENTS	TYPICAL VALUES
Momentary overload	Single value	800 W / 10 s	2 %	0.2 %
	Double value	2 x 360 W / 10 s		
Humidity (steady state)		56 days, 40 °C, 95 % HR	2 % or 0.05 Ω ⁽¹⁾	0.2 %
VRT		-55 °C to +125 °C 5 cycles	2 % or 0.05 Ω ⁽¹⁾	0.2 %
Mechanical shock		IEC 60115-4 clause 2-3-6	0.5 % or 0.05 Ω ⁽¹⁾	0.25 %
Vibration		IEC 60115-4 clause 2-3-2	0.5 % or 0.05 Ω ⁽¹⁾	0.25 %
Terminals strength		130 Ncm / 100 N	1 % or 0.05 Ω ⁽¹⁾	0.1 %
Endurance		2000 cycles P _n 30 min / 30 min	5 %	0.2 %

Note
⁽¹⁾ The higher of either value

ENERGY ABSORPTION
Single Value

Repetitive operation: 2 J/t = 50 μs

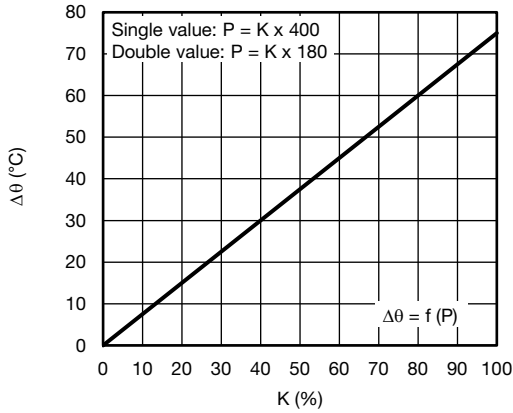
Other t values: consult us

Double Value

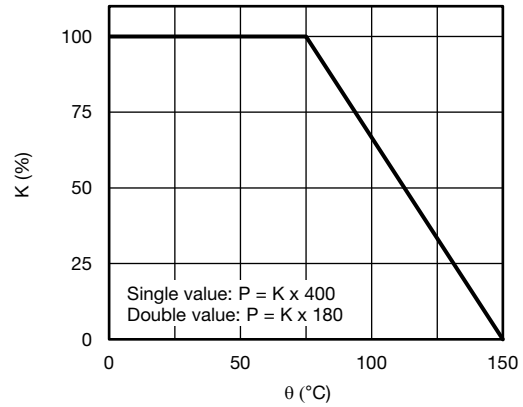
Repetitive operation: 2 J/t = 50 μs

Other t values: consult us

DISSIPATION

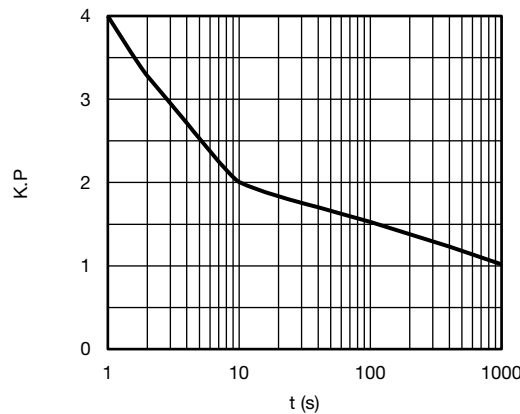


Temperature Rise as a Function of the Power Applied
 Overall Thermal Resistance 0.1875 °C/W
 (Double Value: 0.2083 °C/W)



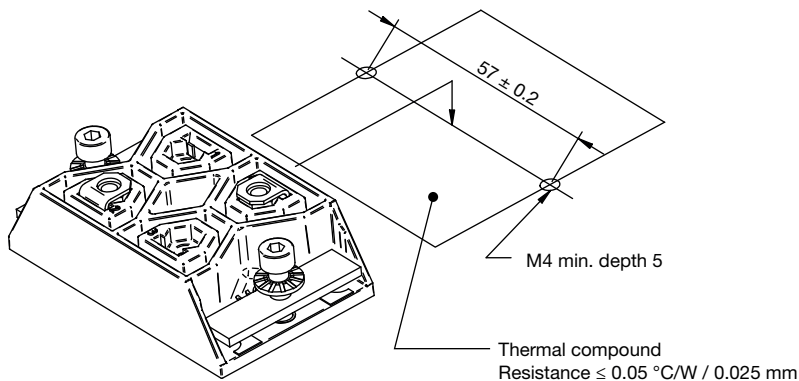
Permanent Applicable Power as a Function
 of Heatsink Temperature

OVERLOAD



Intermittent Overload (Exceptional Operation)

ASSEMBLY



Maximum tightening torque:
 150 Ncm, mechanical mounting
 130 Ncm, electrical mounting



COOLING

The temperature of the heatsink may be maintained at the specified values with:

- Forced air ventilation
- Internal circulation of a cooling liquid
- Heatsink contact surface: Ra 6.3 μm
- Evenness defect: 0.05 mm max.
- Surface temperature gradient (isotherm): 20 °C max.
- Thermal compound not supplied (resistance ≤ 0.05 °C/W / 0.025 mm)

The user must select the thermal resistance of the heatsink according to the power applied.

ORDERING INFORMATION									
RCEC	400	GD	MP	100K	5 %	100K	5 %	XXX	BO20
MODEL	STYLE		OPTION	RESISTANCE VALUE	TOLERANCE	RESISTANCE VALUE	TOLERANCE	CUSTOM	PACKAGING
		Single Double Triple	Common point for double value	Value for single First value for double	± 5 % ± 10 % Other on request	Second value for double	± 5 % ± 10 % Other on request		

GLOBAL PART NUMBER INFORMATION																	
R	C	E	C	4	0	0	G	S	2	R	7	0	J	B	□	□	□
1						2		3			4	5	6				
1		2			3			4			5		6				
GLOBAL MODEL		LEAD			OHMIC VALUE			TOLERANCE			PACKAGING		INDUSTRIALIZATION NUMBER				
RCEC 400		Simple = GS Double = GD Triple = GT			The first three digits are significant figures and the last specifies the number of zeros to follow, R designates decimal point. 4702 = 47 kΩ 48R7 = 48.7 Ω In case of double or triple value => value = sum of the 2 or 3 values			J = 5 % K = 10 %			B = box		3 specific digits (if applicable)				

EXAMPLES		
MODEL	DESCRIPTION	PART NUMBER
RCEC 400	RCEC 400 GS 2U7 5 % BO20	RCEC400GS2R70JB
RCEC 400	RCEC 400 GD MP 12K 10 % 12K 10 % 998 BO20	RCEC400GD2402KB998



Disclaimer

ALL PRODUCT, PRODUCT SPECIFICATIONS AND DATA ARE SUBJECT TO CHANGE WITHOUT NOTICE TO IMPROVE RELIABILITY, FUNCTION OR DESIGN OR OTHERWISE.

Vishay Intertechnology, Inc., its affiliates, agents, and employees, and all persons acting on its or their behalf (collectively, "Vishay"), disclaim any and all liability for any errors, inaccuracies or incompleteness contained in any datasheet or in any other disclosure relating to any product.

Vishay makes no warranty, representation or guarantee regarding the suitability of the products for any particular purpose or the continuing production of any product. To the maximum extent permitted by applicable law, Vishay disclaims (i) any and all liability arising out of the application or use of any product, (ii) any and all liability, including without limitation special, consequential or incidental damages, and (iii) any and all implied warranties, including warranties of fitness for particular purpose, non-infringement and merchantability.

Statements regarding the suitability of products for certain types of applications are based on Vishay's knowledge of typical requirements that are often placed on Vishay products in generic applications. Such statements are not binding statements about the suitability of products for a particular application. It is the customer's responsibility to validate that a particular product with the properties described in the product specification is suitable for use in a particular application. Parameters provided in datasheets and / or specifications may vary in different applications and performance may vary over time. All operating parameters, including typical parameters, must be validated for each customer application by the customer's technical experts. Product specifications do not expand or otherwise modify Vishay's terms and conditions of purchase, including but not limited to the warranty expressed therein.

Except as expressly indicated in writing, Vishay products are not designed for use in medical, life-saving, or life-sustaining applications or for any other application in which the failure of the Vishay product could result in personal injury or death. Customers using or selling Vishay products not expressly indicated for use in such applications do so at their own risk. Please contact authorized Vishay personnel to obtain written terms and conditions regarding products designed for such applications.

No license, express or implied, by estoppel or otherwise, to any intellectual property rights is granted by this document or by any conduct of Vishay. Product names and markings noted herein may be trademarks of their respective owners.



Компания «ЭлектроПласт» предлагает заключение долгосрочных отношений при поставках импортных электронных компонентов на взаимовыгодных условиях!

Наши преимущества:

- Оперативные поставки широкого спектра электронных компонентов отечественного и импортного производства напрямую от производителей и с крупнейших мировых складов;
- Поставка более 17-ти миллионов наименований электронных компонентов;
- Поставка сложных, дефицитных, либо снятых с производства позиций;
- Оперативные сроки поставки под заказ (от 5 рабочих дней);
- Экспресс доставка в любую точку России;
- Техническая поддержка проекта, помощь в подборе аналогов, поставка прототипов;
- Система менеджмента качества сертифицирована по Международному стандарту ISO 9001;
- Лицензия ФСБ на осуществление работ с использованием сведений, составляющих государственную тайну;
- Поставка специализированных компонентов (Xilinx, Altera, Analog Devices, Intersil, Interpoint, Microsemi, Aeroflex, Peregrine, Syfer, Eurofarad, Texas Instrument, Miteq, Cobham, E2V, MA-COM, Hittite, Mini-Circuits, General Dynamics и др.);

Помимо этого, одним из направлений компании «ЭлектроПласт» является направление «Источники питания». Мы предлагаем Вам помощь Конструкторского отдела:

- Подбор оптимального решения, техническое обоснование при выборе компонента;
- Подбор аналогов;
- Консультации по применению компонента;
- Поставка образцов и прототипов;
- Техническая поддержка проекта;
- Защита от снятия компонента с производства.



Как с нами связаться

Телефон: 8 (812) 309 58 32 (многоканальный)

Факс: 8 (812) 320-02-42

Электронная почта: org@eplast1.ru

Адрес: 198099, г. Санкт-Петербург, ул. Калинина, дом 2, корпус 4, литера А.