

SPDB 2,5/ 1-L BU


Order No.: 3043200

Illustration shows versions of the SPDB 2,5/1-... connector in various colors

<http://eshop.phoenixcontact.de/phoenix/treeViewClick.do?UID=3043200>

Connectors, Type of connection: Spring-cage connection, Number of positions: 1, Cross section: 0.08 mm² - 4 mm², AWG 28 - 12, Width: 5.2 mm, Height: 39 mm, Color: blue

Commercial data

| | |
|--------------------------|--|
| GTIN (EAN) |  4 017918 895068 |
| sales group | A671 |
| Pack | 50 pcs. |
| Customs tariff | 85366990 |
| Catalog page information | Page 289 (CL-2009) |

Product notes

WEEE/RoHS-compliant since:
01/01/2003

<http://www.download.phoenixcontact.com>
Please note that the data given here has been taken from the online catalog. For comprehensive information and data, please refer to the user documentation. The General Terms and Conditions of Use apply to Internet downloads.

Technical data

Dimensions

| | |
|--------|---------|
| Width | 5.2 mm |
| Length | 32.7 mm |
| Height | 39 mm |

Technical data

| | |
|----------------------------------|---|
| Maximum load current | 24 A (with 2.5 mm ² conductor cross section) |
| Rated surge voltage | 6 kV |
| Pollution degree | 3 |
| Surge voltage category | III |
| Insulating material group | I |
| Connection in acc. with standard | IEC 61984 |
| Nominal current I _N | 24 A |
| Nominal voltage U _N | 500 V |
| Open side panel | nein |
| Number of positions | 1 |

Connection data

| | |
|---|------------------------|
| Conductor cross section solid min. | 0.08 mm ² |
| Conductor cross section solid max. | 4 mm ² |
| Conductor cross section stranded min. | 0.08 mm ² |
| Conductor cross section stranded max. | 2.5 mm ² |
| Conductor cross section AWG/kcmil min. | 28 |
| Conductor cross section AWG/kcmil max | 12 |
| Conductor cross section stranded, with ferrule without plastic sleeve min. | 0.14 mm ² |
| Conductor cross section stranded, with ferrule without plastic sleeve max. | 2.5 mm ² |
| Conductor cross section stranded, with ferrule with plastic sleeve min. | 0.14 mm ² |
| Conductor cross section stranded, with ferrule with plastic sleeve max. | 2.5 mm ² |
| 2 conductors with same cross section, stranded, TWIN ferrules with plastic sleeve, max. | 0.5 mm ² |
| Type of connection | Spring-cage connection |
| Stripping length | 10 mm |
| Internal cylindrical gage | A3 |

Certificates / Approvals



Certification

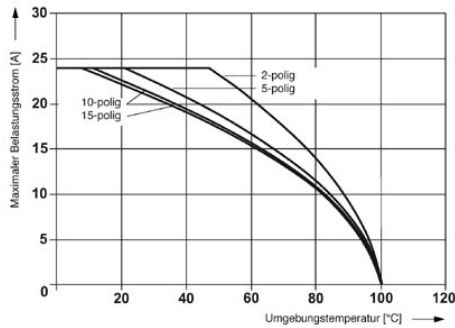
BV, CB, CSA, CUL, DNV, GL, GOST, LR, UL, VDE-PZI

Accessories

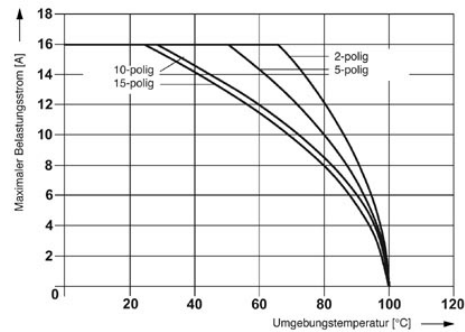
| Item | Designation | Description |
|-----------------|------------------------|--|
| Assembly | | |
| 3040562 | PDZ/2 | Strain relief, Length: 3 mm, Width: 9.6 mm, Height: 23 mm, Number of positions: 2, Color: black |
| 3040575 | PDZ/4 | Strain relief, Length: 3 mm, Width: 19.9 mm, Height: 23 mm, Number of positions: 4, Color: black |
| 3040559 | PR | Latching, Number of positions: 1, Color: orange |
| 3040630 | PR/2 | Latching, Number of positions: 2, Color: orange |
| 3040614 | PRZ | Latching, Number of positions: 2, Color: orange |
| 3040591 | PSH 3- 6 | Test plugs, Color: black |
| 3040601 | PSH 5-10 | Test plugs, Color: black |
| Bridges | | |
| 3030161 | FBS 2-5 | Plug-in bridge, Number of positions: 2, Color: red |
| 3030174 | FBS 3-5 | Plug-in bridge, Number of positions: 3, Color: red |
| 3030187 | FBS 4-5 | Plug-in bridge, Number of positions: 4, Color: red |
| 3030190 | FBS 5-5 | Plug-in bridge, Number of positions: 5, Color: red |
| 3030213 | FBS 10-5 | Plug-in bridge, Number of positions: 10, Color: red |
| 3030226 | FBS 20-5 | Plug-in bridge, Number of positions: 20, Color: red |
| Marking | | |
| 1051993 | B-STIFT | Marker pen, for manual labeling of unprinted Zack strips, smear-proof and waterproof, line thickness 0.5 mm |
| 0811228 | X-PEN 0,35 | Marker pen without ink cartridge, for manual labeling of markers, labeling extremely wipe-proof, line thickness 0.35 mm |
| 0808671 | ZBF 5,LGS:FORTL.ZAHLEN | Zack marker strip, flat, printed horizontally: 10-section, with the numbers 1 - 10, 11 - 20, and so on up to 491 - 500, color: white |
| 0808642 | ZBF 5:UNBEDRUCKT | Zack strip, flat, unprinted: 10-section, for individual labeling with M-PEN or ZBF-T, sufficient for 100 terminal blocks, color: white |

Diagrams/Drawings

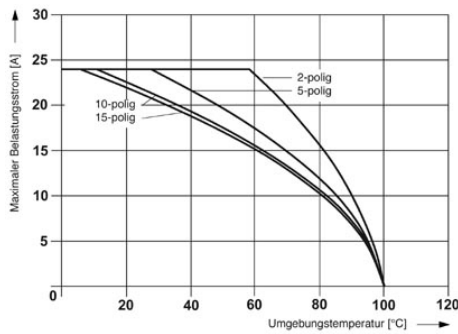
Diagram



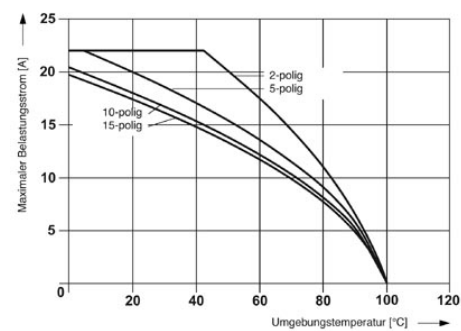
Derating curve for ST 2,5/ 1P, ST 2,5/ 2P, ST 2,5-TWIN/ 1P and for all plug versions SP... .



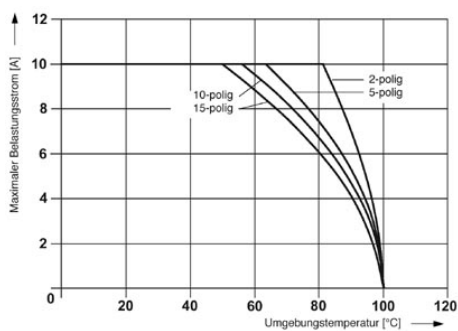
Derating curve for ST 2,5-TWIN-MT/1P, ST 2,5-TWIN-TG/1P and for all plug versions SP... .



Derating curve for ST 2,5-QUATTRO/2P, ST 2,5-QUATTRO/4P and for all plug versions SP... .



Derating curve for STTB 2,5/ 2P, STTB 2,5/ 2P-PV and for all plug versions SP... .



Derating curve for ST 2,5-4L/1P, ST 2,5-4L/2P and for all plug versions SP... .

Circuit diagram



Address

PHOENIX CONTACT Deutschland GmbH
Flachmarktstr. 8
32825 Blomberg, Germany
Phone +49 5235 3 12000
Fax +49 5235 3 41200
<http://www.phoenixcontact.de>



© 2011 Phoenix Contact
Technical modifications reserved;



Компания «ЭлектроПласт» предлагает заключение долгосрочных отношений при поставках импортных электронных компонентов на взаимовыгодных условиях!

Наши преимущества:

- Оперативные поставки широкого спектра электронных компонентов отечественного и импортного производства напрямую от производителей и с крупнейших мировых складов;
- Поставка более 17-ти миллионов наименований электронных компонентов;
- Поставка сложных, дефицитных, либо снятых с производства позиций;
- Оперативные сроки поставки под заказ (от 5 рабочих дней);
- Экспресс доставка в любую точку России;
- Техническая поддержка проекта, помощь в подборе аналогов, поставка прототипов;
- Система менеджмента качества сертифицирована по Международному стандарту ISO 9001;
- Лицензия ФСБ на осуществление работ с использованием сведений, составляющих государственную тайну;
- Поставка специализированных компонентов (Xilinx, Altera, Analog Devices, Intersil, Interpoint, Microsemi, Aeroflex, Peregrine, Syfer, Eurofarad, Texas Instrument, Miteq, Cobham, E2V, MA-COM, Hittite, Mini-Circuits, General Dynamics и др.);

Помимо этого, одним из направлений компании «ЭлектроПласт» является направление «Источники питания». Мы предлагаем Вам помощь Конструкторского отдела:

- Подбор оптимального решения, техническое обоснование при выборе компонента;
- Подбор аналогов;
- Консультации по применению компонента;
- Поставка образцов и прототипов;
- Техническая поддержка проекта;
- Защита от снятия компонента с производства.



Как с нами связаться

Телефон: 8 (812) 309 58 32 (многоканальный)

Факс: 8 (812) 320-02-42

Электронная почта: org@eplast1.ru

Адрес: 198099, г. Санкт-Петербург, ул. Калинина, дом 2, корпус 4, литера А.