

Features

- RoHS compliant*
- Low power loss and high efficiency
- High current capability
- Low profile package

Applications

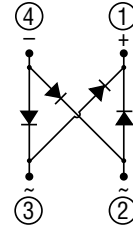
- AC operated products
- Computer monitors
- Set-top boxes
- Cable modems

CD-HD0x Series Surface Mount Schottky Bridge Rectifier Diode

General Information

The markets of portable communications, computing and video equipment are challenging the semiconductor industry to develop increasingly smaller electronic components.

Bourns offers Schottky Bridge Rectifier Diodes for rectification applications in compact chip package 0.24 " x 0.19 " size format, which offers PCB real estate savings and are considerably smaller than standard parts. The Schottky Bridge Rectifier Diodes offer a forward current of 1 A with a choice of repetitive peak reverse voltages between 40 V and 100 V.



Absolute Maximum Ratings (@ T_A = 25 °C Unless Otherwise Noted)

Parameter	Symbol	CD-			Unit
		HD004	HD006	HD01	
Maximum Repetitive Peak Reverse Voltage	V _{RRM}	40	60	100	V
Maximum Average Forward Rectified Current (T _A = 55 °C)	I _{F(AV)}	1.0			A
Peak Forward Surge Current 8.3 ms Single Half Sine-Wave Superimposed on Rated Load (JEDEC Method)	I _{FSM}	30.0			A
Operating Temperature Range	T _J	-55 to +125			°C
Storage Temperature Range	T _{STG}	-55 to +125			°C

Electrical Characteristics (@ T_A = 25 °C Unless Otherwise Noted)

Parameter	Symbol	CD-HD0x				Unit	
		Test Conditions		Min.	Typ.		Max.
Instantaneous Forward Voltage	V _F	I _F = 1 A	CD-HD004		0.49	0.5	V
			CD-HD006		0.60	0.70	
			CD-HD01		0.75	0.85	
Repetitive Peak Reverse Current	I _{RRM}	V _R = V _{RRM}	T _A = +25 °C		0.025	0.20	mA
Junction Capacitance	C _J	V _R = 4 V, f = 1.0 MHz				250	pF
Thermal Resistance, Junction to Air	R _{th(JA)}	Junction to Ambient (NOTE 1)			110		°C / W
Thermal Resistance, Junction to Lead	R _{th(JC)}	Junction to Lead (NOTE 1)			15		°C / W

NOTE 1: Measured when mounted on PCB with 5.0 mm x 5.0 mm (0.2 " x 0.2 ") copper pad areas.

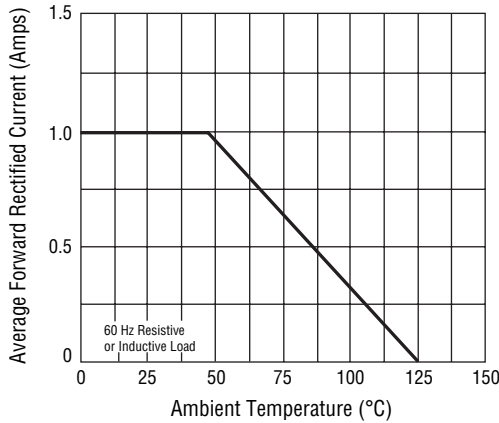
*RoHS Directive 2002/95/EC Jan. 27, 2003 including annex and RoHS Recast 2011/65/EU June 8, 2011.

Specifications are subject to change without notice.

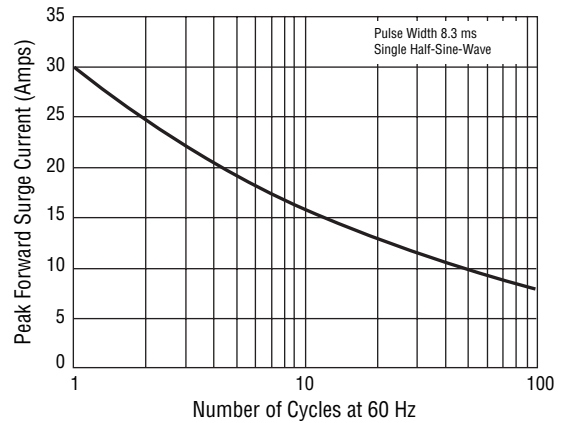
The device characteristics and parameters in this data sheet can and do vary in different applications and actual device performance may vary over time. Users should verify actual device performance in their specific applications.

Rating and Characteristic Curves

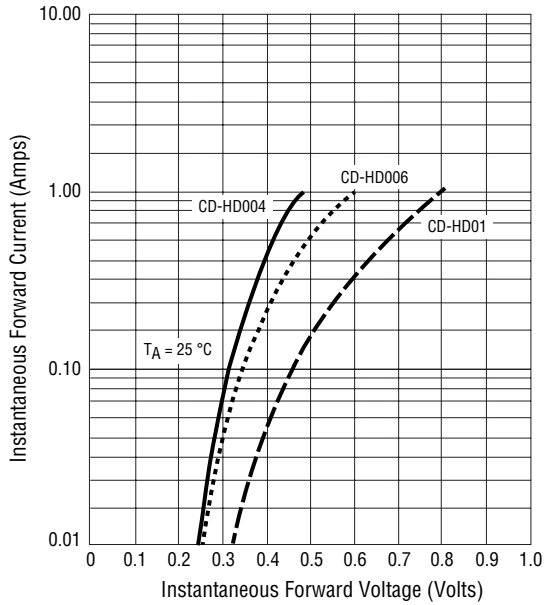
Forward Current Derating Curve



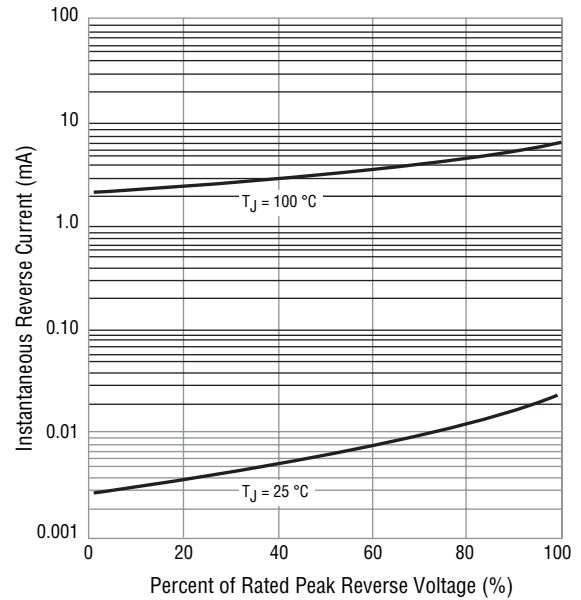
Maximum Non-Repetitive Peak Forward Surge Current



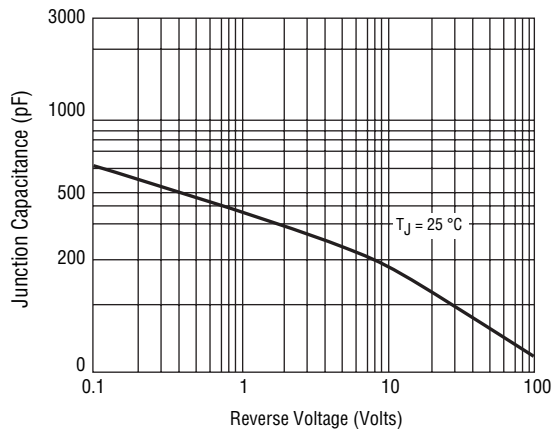
Forward Characteristics



Reverse Characteristics



Typical Junction Capacitance



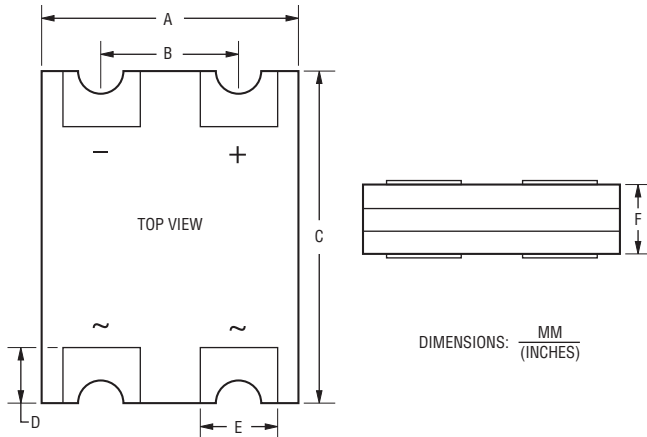
Specifications are subject to change without notice. The device characteristics and parameters in this data sheet can and do vary in different applications and actual device performance may vary over time. Users should verify actual device performance in their specific applications.

CD-HD0x Series Surface Mount Schottky Bridge Rectifier Diode



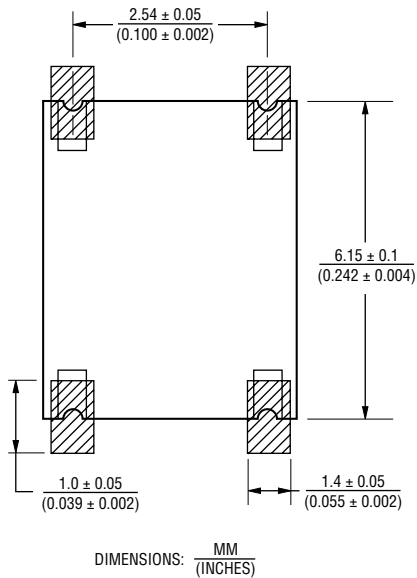
Product Dimensions

This is an RoHS2 compliant product, packaged with FRP substrate and is epoxy underfilled. The terminals are pure tin plated (lead free) and are solderable per MIL-STD-750, Method 2026. The package and dimensions are shown below.




Dimensions	
A	$\frac{4.65 - 4.85}{(0.183 - 0.191)}$
B	$\frac{2.49 - 2.59}{(0.098 - 0.102)}$
C	$\frac{6.05 - 6.25}{(0.238 - 0.246)}$
D	$\frac{0.95 - 1.05}{(0.037 - 0.041)}$
E	$\frac{1.35 - 1.45}{(0.053 - 0.057)}$
F	$\frac{0.92 - 1.22}{(0.036 - 0.048)}$

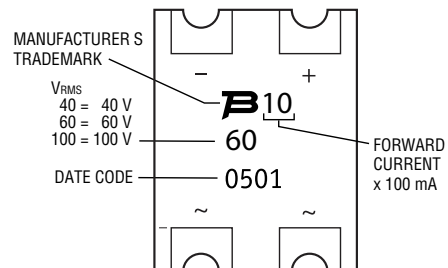
Recommended Footprint



How to Order



Typical Part Marking



Specifications are subject to change without notice.
 The device characteristics and parameters in this data sheet can and do vary in different applications and actual device performance may vary over time.
 Users should verify actual device performance in their specific applications.

CD-HD0x Series Surface Mount Schottky Bridge Rectifier Diode

BOURNS®

Packaging Information

The surface mount product is packaged in a 12 mm x 8 mm tape and reel format per EIA-481 standard.



Item	Symbol	CD-HD0x
Carrier Width	A	$\frac{5.20 \pm 0.30}{(0.205 \pm 0.012)}$
Carrier Length	B	$\frac{6.60 \pm 0.30}{(0.260 \pm 0.012)}$
Carrier Depth	C	$\frac{1.65 \pm 0.10}{(0.065 \pm 0.004)}$
Sprocket Hole	d	$\frac{1.50 \pm 0.10}{(0.059 \pm 0.004)}$
Reel Outside Diameter	D	$\frac{330}{(12.992)}$
Reel Inner Diameter	D ₁	$\frac{50.0}{(1.969)}$ MIN.
Feed Hole Diameter	D ₂	$\frac{13.0 \pm 0.50}{(0.512 \pm 0.02)}$
Sprocket Hole Position	E	$\frac{1.75 \pm 0.10}{(0.069 \pm 0.004)}$
Punch Hole Position	F	$\frac{5.50 \pm 0.05}{(0.217 \pm 0.002)}$
Punch Hole Pitch	P	$\frac{8.00 \pm 0.10}{(0.315 \pm 0.004)}$
Sprocket Hole Pitch	P ₀	$\frac{4.00 \pm 0.10}{(0.157 \pm 0.004)}$
Embossment Center	P ₁	$\frac{2.00 \pm 0.10}{(0.079 \pm 0.004)}$
Overall Tape Thickness	T	$\frac{0.40}{(0.016)}$
Tape Width	W	$\frac{12.00 \pm 0.30}{(0.472 \pm 0.012)}$
Reel Width	W ₁	$\frac{14.4}{(0.567)}$ MAX.
Quantity per Reel	--	5,000

BOURNS®

Asia-Pacific:

Tel: +886-2 2562-4117

Email: asiacus@bourns.com

Europe:

Tel: +36 88 520 390

Email: eurocus@bourns.com

The Americas:

Tel: +1-951 781-5500

Email: americus@bourns.com

www.bourns.com



Компания «ЭлектроПласт» предлагает заключение долгосрочных отношений при поставках импортных электронных компонентов на взаимовыгодных условиях!

Наши преимущества:

- Оперативные поставки широкого спектра электронных компонентов отечественного и импортного производства напрямую от производителей и с крупнейших мировых складов;
- Поставка более 17-ти миллионов наименований электронных компонентов;
- Поставка сложных, дефицитных, либо снятых с производства позиций;
- Оперативные сроки поставки под заказ (от 5 рабочих дней);
- Экспресс доставка в любую точку России;
- Техническая поддержка проекта, помощь в подборе аналогов, поставка прототипов;
- Система менеджмента качества сертифицирована по Международному стандарту ISO 9001;
- Лицензия ФСБ на осуществление работ с использованием сведений, составляющих государственную тайну;
- Поставка специализированных компонентов (Xilinx, Altera, Analog Devices, Intersil, Interpoint, Microsemi, Aeroflex, Peregrine, Syfer, Eurofarad, Texas Instrument, Miteq, Cobham, E2V, MA-COM, Hittite, Mini-Circuits, General Dynamics и др.);

Помимо этого, одним из направлений компании «ЭлектроПласт» является направление «Источники питания». Мы предлагаем Вам помощь Конструкторского отдела:

- Подбор оптимального решения, техническое обоснование при выборе компонента;
- Подбор аналогов;
- Консультации по применению компонента;
- Поставка образцов и прототипов;
- Техническая поддержка проекта;
- Защита от снятия компонента с производства.



Как с нами связаться

Телефон: 8 (812) 309 58 32 (многоканальный)

Факс: 8 (812) 320-02-42

Электронная почта: org@eplast1.ru

Адрес: 198099, г. Санкт-Петербург, ул. Калинина, дом 2, корпус 4, литера А.