

Direct-to-Liquid Thermoelectric Assembly



Thermoelectric cooling unit for medical and industrial applications

The Direct-to-Liquid Series thermoelectric assembly (TEA) offers dependable, compact performance by cooling objects via liquid to transfer heat. Heat is absorbed through a cold block and dissipated through a second liquid heat exchanger. The thermoelectric modules are custom designed to achieve a high coefficient of performance (COP) to minimize power consumption. This product series is available in a wide range of cooling capacities and voltages. Custom configurations are available, however, MOQ applies.

The liquid heat exchanger is designed to accommodate distilled water with glycol. Corrosion resistant turbulators are enclosed inside channels to increase heat transfer. Mating port adaptors are sold separately.

FEATURES

- Compact form factor
- Reliable solid-state operation
- Precise temperature control
- Bi-metal thermostat for overheat protection
- RoHS compliant

APPLICATIONS

- Medical Diagnostics
- Industrial Lasers
- Medical Lasers
- Analytical Instrumentation

Americas: +1.919.597.7300

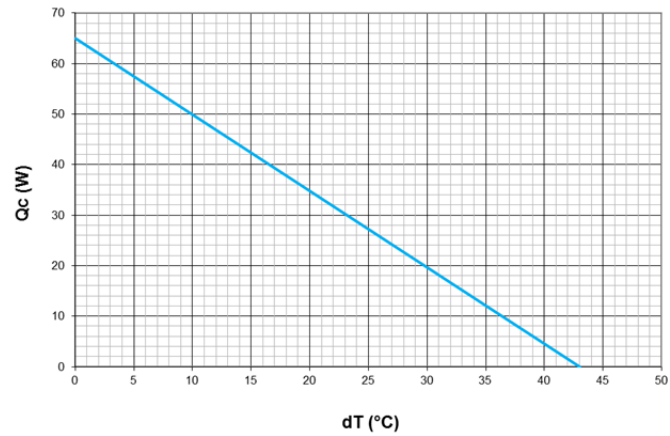
Europe: +46.31.420530

Asia: +86.755.2714.1166

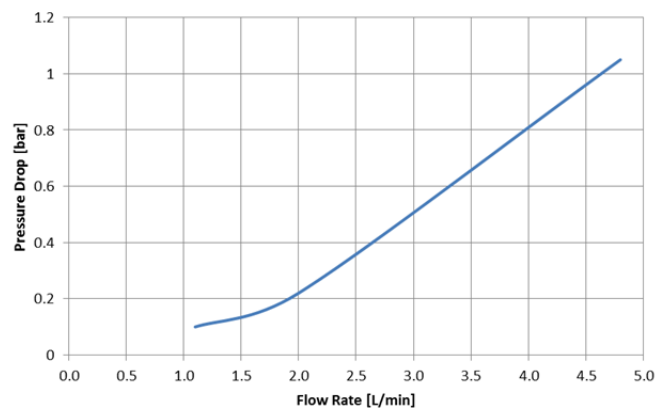
ets.sales@lairdtech.com

www.lairdtech.com

Qc vs dT



Pressure Drop vs Flow Rate



SPECIFICATIONS

TECHNICAL

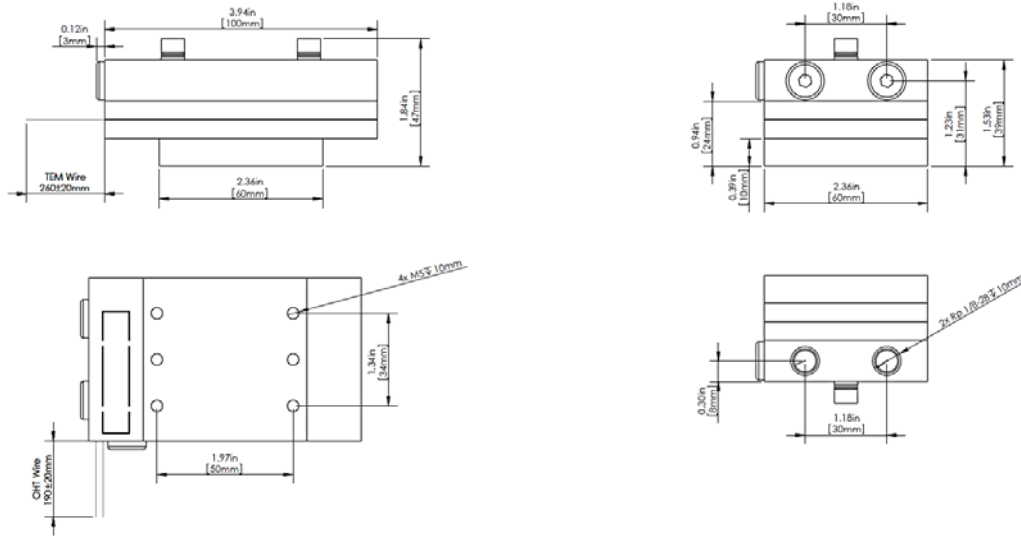
Technology	Thermoelectric modules, liquid cooling, closed loop (non-mixing), filter less, non-refrigerant
Cooling at $\Delta T = 0^{\circ}\text{C}$	65 W (222 Btu/h)
Voltage (nominal / maximum) ¹	12/15 VDC
COP (Coefficient of Performance)	72%
Grounding (all voltages)	Positive or negative
Current draw, $\pm 10\%$ (nominal / startup)	3.9/4.3 A
Weight	0.4 kg (0.9 lbs)
Connector type (on unit / mating side)	TEM: Leads, 20 AWG, Red/Black OHT: Leads

ENVIRONMENTAL

Temperature range	-40°C to +62°C (-40°F to +143°F)
Hi-Pot Test	750 VDC
Over temp Thermostat	75°C \pm 5°C (167°F \pm 41°F) on hot side heat sink

1) Max ripple 5%

MECHANICAL DRAWING



For overheating protection, the cooler is equipped with a bimetal thermostat. The maximum rating for the thermostat is 8 A dc. For systems with 8 A or less, the thermostat can be connected directly in series with the thermoelectric modules (TEMs). Otherwise, connect the TEMs to the power source through a relay of suitable rating which state is controlled with the bimetal thermostat.

Note: Cold block requires insulation to minimize moisture buildup under dew point conditions.

THR-DS-DL-060-12-00-00-00_083115

Any information furnished by Laird and its agents is believed to be accurate and reliable. All specifications are subject to change without notice. Responsibility for the use and application of Laird materials rests with the end user, since Laird and its agents cannot be aware of all potential uses. Laird makes no warranties as to the fitness, merchantability or suitability of any Laird materials or products for any specific or general uses. Laird, Laird Technologies, Inc or any of its affiliates or agents shall not be liable for incidental or consequential damages of any kind. All Laird products are sold pursuant to the Laird Technologies' Terms and Conditions of sale in effect from time to time, a copy of which will be furnished upon request. © Copyright 2014 Laird Technologies, Inc. All Rights Reserved. Laird, Laird Technologies, the Laird Logo, and other marks are trademarks or registered trademarks of Laird Technologies, Inc. or an affiliate company thereof. Other product or service names may be the property of third parties. Nothing herein provides a license under any Laird or any third party intellectual property rights.



DL-060-12-00-00-00

Direct-to-Liquid Thermoelectric Assembly

THR-DS-DL-060-12-00-00-00_083115

Any information furnished by Laird and its agents is believed to be accurate and reliable. All specifications are subject to change without notice. Responsibility for the use and application of Laird materials rests with the end user, since Laird and its agents cannot be aware of all potential uses. Laird makes no warranties as to the fitness, merchantability or suitability of any Laird materials or products for any specific or general uses. Laird, Laird Technologies, Inc or any of its affiliates or agents shall not be liable for incidental or consequential damages of any kind. All Laird products are sold pursuant to the Laird Technologies' Terms and Conditions of sale in effect from time to time, a copy of which will be furnished upon request. © Copyright 2014 Laird Technologies, Inc. All Rights Reserved. Laird, Laird Technologies, the Laird Logo, and other marks are trademarks or registered trademarks of Laird Technologies, Inc. or an affiliate company thereof. Other product or service names may be the property of third parties. Nothing herein provides a license under any Laird or any third party intellectual property rights.



Компания «ЭлектроПласт» предлагает заключение долгосрочных отношений при поставках импортных электронных компонентов на взаимовыгодных условиях!

Наши преимущества:

- Оперативные поставки широкого спектра электронных компонентов отечественного и импортного производства напрямую от производителей и с крупнейших мировых складов;
- Поставка более 17-ти миллионов наименований электронных компонентов;
- Поставка сложных, дефицитных, либо снятых с производства позиций;
- Оперативные сроки поставки под заказ (от 5 рабочих дней);
- Экспресс доставка в любую точку России;
- Техническая поддержка проекта, помощь в подборе аналогов, поставка прототипов;
- Система менеджмента качества сертифицирована по Международному стандарту ISO 9001;
- Лицензия ФСБ на осуществление работ с использованием сведений, составляющих государственную тайну;
- Поставка специализированных компонентов (Xilinx, Altera, Analog Devices, Intersil, Interpoint, Microsemi, Aeroflex, Peregrine, Syfer, Eurofarad, Texas Instrument, Miteq, Cobham, E2V, MA-COM, Hittite, Mini-Circuits, General Dynamics и др.);

Помимо этого, одним из направлений компании «ЭлектроПласт» является направление «Источники питания». Мы предлагаем Вам помощь Конструкторского отдела:

- Подбор оптимального решения, техническое обоснование при выборе компонента;
- Подбор аналогов;
- Консультации по применению компонента;
- Поставка образцов и прототипов;
- Техническая поддержка проекта;
- Защита от снятия компонента с производства.



Как с нами связаться

Телефон: 8 (812) 309 58 32 (многоканальный)

Факс: 8 (812) 320-02-42

Электронная почта: org@eplast1.ru

Адрес: 198099, г. Санкт-Петербург, ул. Калинина, дом 2, корпус 4, литера А.