




Data Sheet	AS05804PS-X-R
------------	---------------

PUI Audio’s eXtreme Series speakers are purpose-built for superior performance using Klippel-optimized motor designs. Forced-air vented voice coils combine with a high-grade neodymium motor for extreme power handling, extremely flat frequency response, and a surprising amount of bass when used with tuned-port or passive radiator assisted enclosures.



Air is forced into the magnetic loop on both sides of the voice coil for improved heat dissipation

**Features:**

- Poly-coated paper cone for warm natural sound and improved ruggedness
- Large voice coil diameter for high power handling
- Convenient mounting frame for easy integration
- Venting in the magnetic motor creates forced-air cooling limiting power compression
- Two-layer copper-clad aluminum wire for great transient response
- Water and dustproof to IP65
- Low Qts design for use in ultra-small enclosures without inhibiting performance

**Specifications**

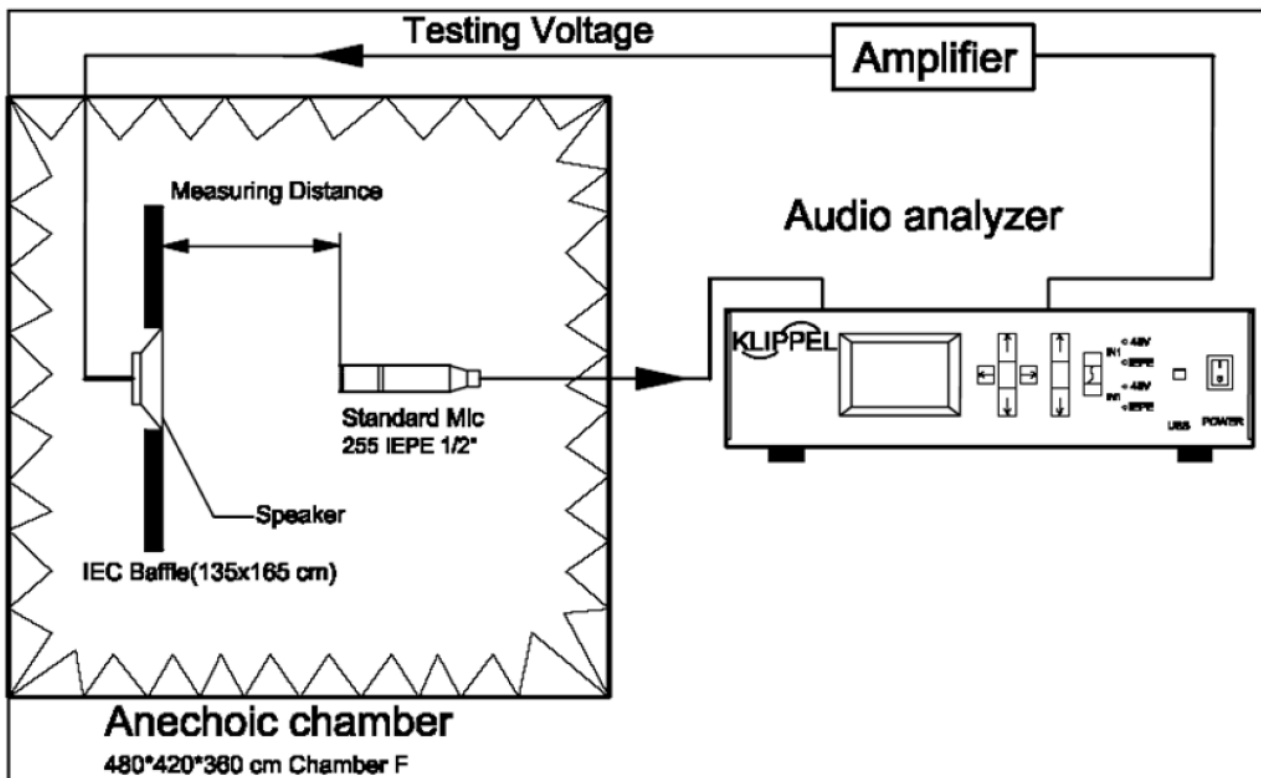
Parameters	Values	Units
Rated Input Power	10	Watts
Max Input Power	20	Watts
Impedance	4 ± 15%	Ohms
SPL @ 1W/0.5m (Average 0.8, 1.0, 1.2, 1.5 kHz)	85 ± 3	dB
Resonant Frequency	140 ± 20%	Hz
Frequency Range (-10 dB)	80 ~ 20,000+	Hz
Frame Material	Stamped Steel	-
Magnet Material	NdFeB	-
Weight	92	Grams
Ingress Protection Rating	IP65	-
Recommended Sealed Enclosure Volume Range (Qtc ≤ 0.707)*	0.09 ~ 0.50	Liters
Recommended Vented Enclosure Volume*	0.50	Liters
Vent Size and Tuning Frequency	20mm dia. x 300mm L, 80 Hz	-

\*Recommended enclosure volumes do not include volume displaced by speaker or vent

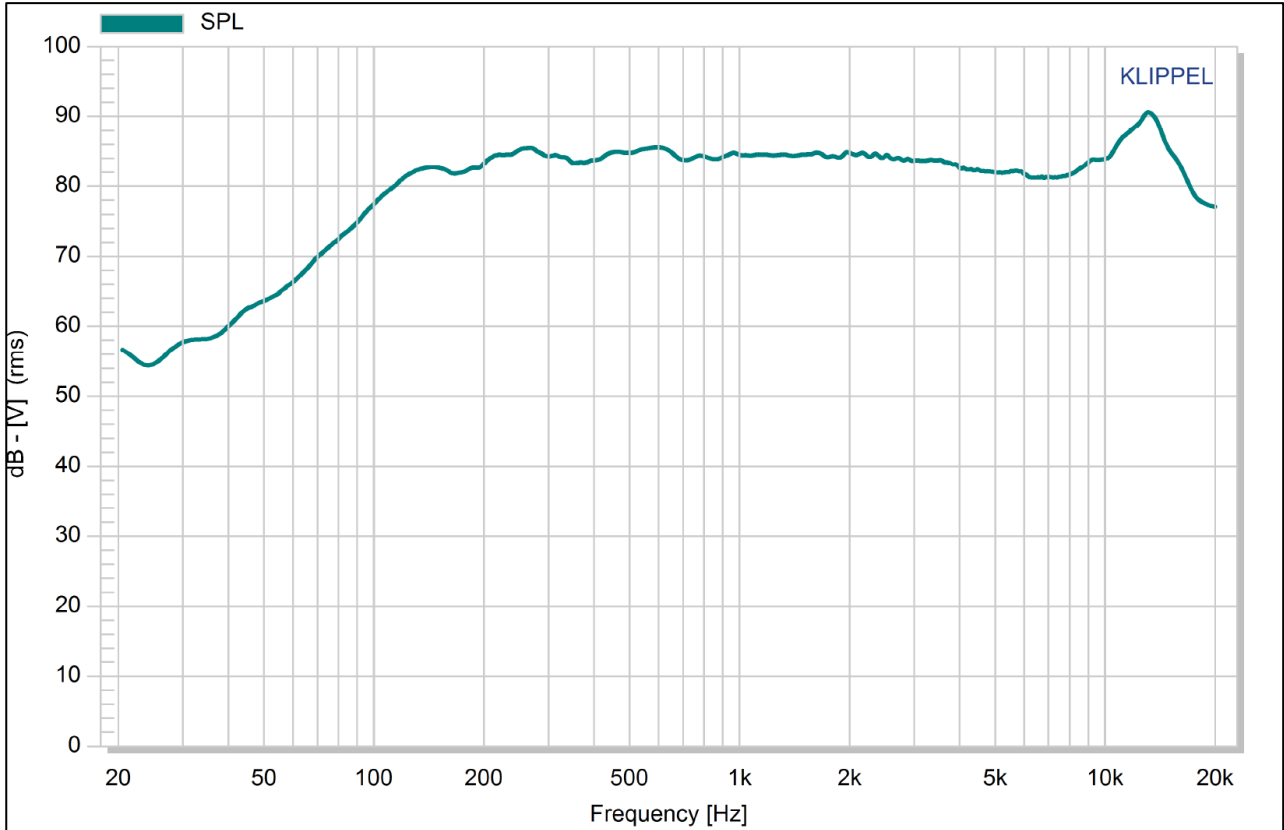
## Speaker Specifications (continued)

Acceptable Soldering Methods	Hand Solder	-
Buzz, Rattle, etc.	Should not be audible with 6.32V sine wave from 90 Hz to 20 kHz	-
Environmental Compliances	RoHS 2015/863/EU, REACH 197	-
Polarity	Cone shall move forward when a positive voltage is applied to the positive terminal	-
Operating Temperature	-25 ~ +60	°C

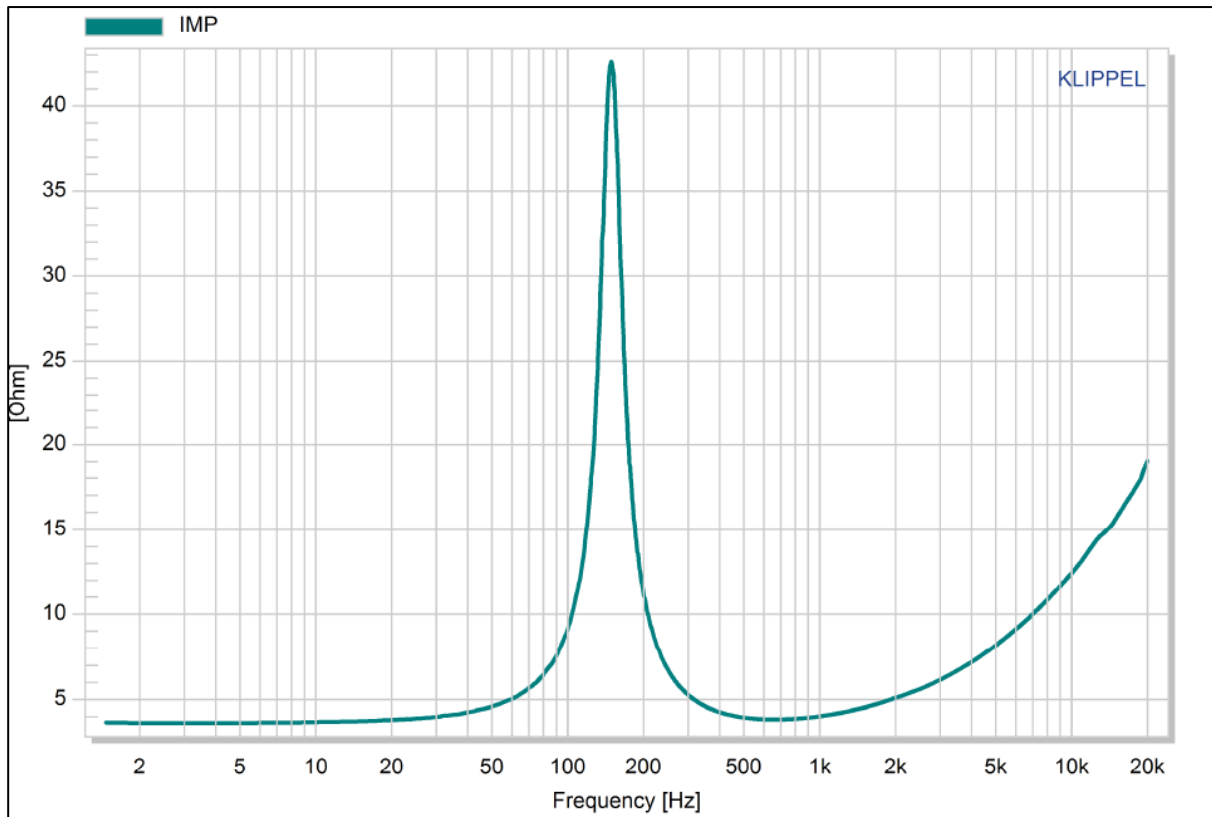
## Measurement Method (1W input power with microphone spaced at 50cm)



## Typical Frequency Response (Tested at 1W/50cm)



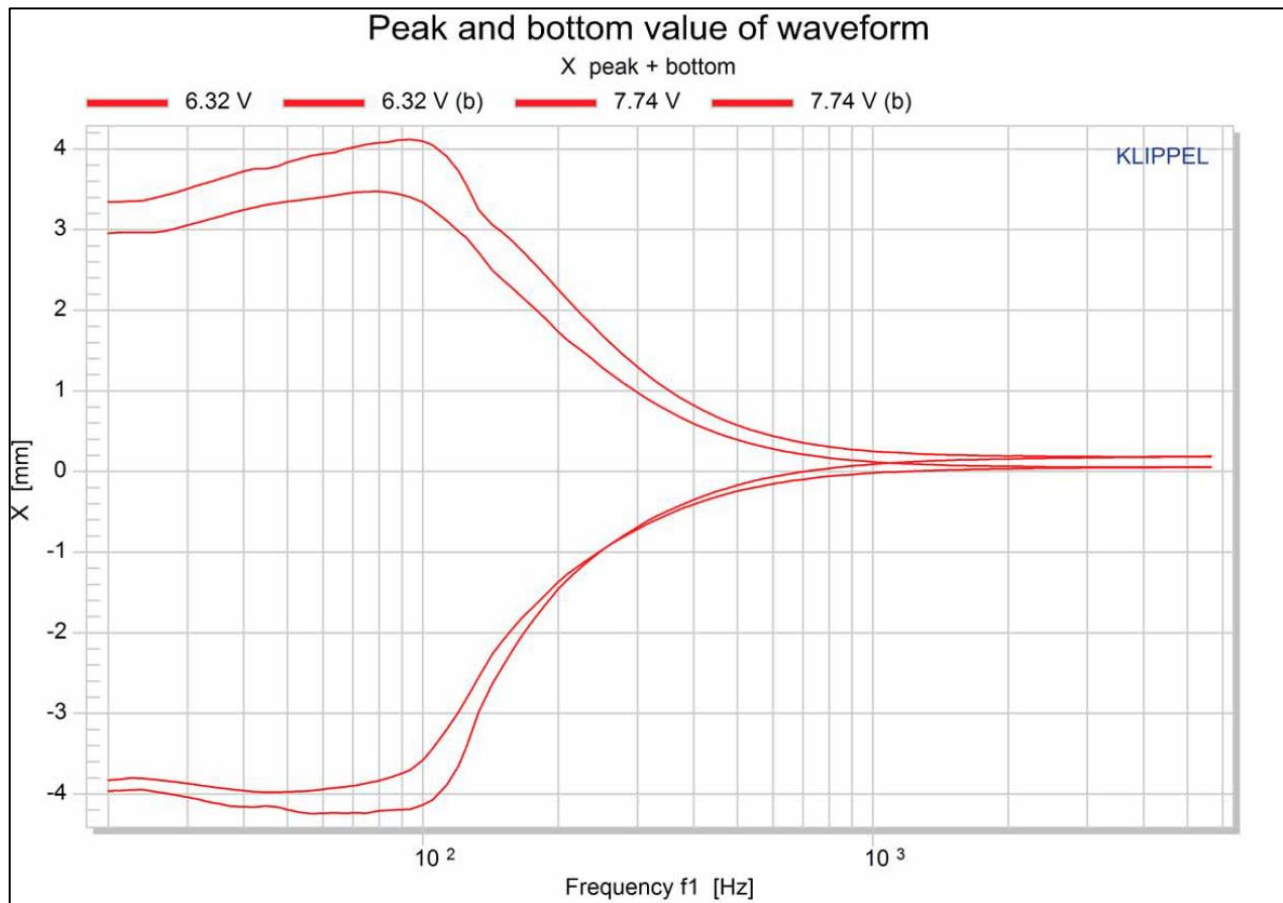
## Typical Impedance Response



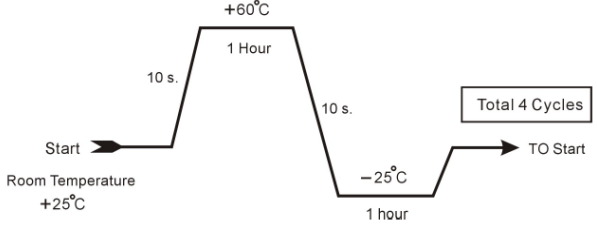
### Typical Thiele-Small Parameters (based on Golden Sample, up to 20% variance is normal)

Specification	Value	Description
Re	3.62 Ohms	DC resistance
Le	0.142 mH	Inductance @ 10 kHz
Fs	145 Hz	Resonant Frequency
Mms	2.26 grams	Moving Mass
Bl	3.72 N/A	Magnet Force Factor
Qms	6.719	Mechanical Q-factor
Qes	0.582	Electrical Q-factor
Qts	0.536	Total Q-factor
Vas	0.108 liters	Equivalent Air Volume of Suspension
Xmax	4.5 mm	One-Way Voice Coil Travel @ 15W Input

### Klippel Tested Excursion

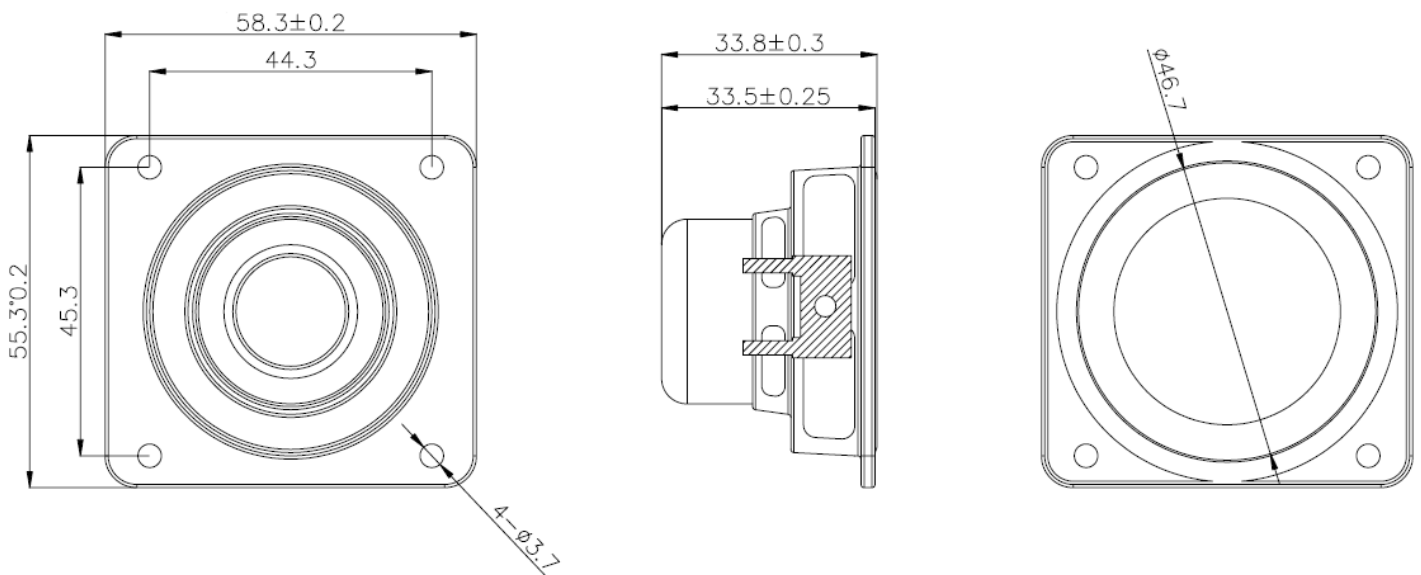


## Reliability Testing

Type of Test	Test Specifications
High Temperature Test	96 hours at $+60^{\circ}\text{C} \pm 2^{\circ}\text{C}$ followed by three hours in normal room temperature
Low Temperature Test	96 hours at $-20^{\circ}\text{C} \pm 3^{\circ}\text{C}$ followed by three hours in normal room temperature
Humidity Test	96 hours at $+40^{\circ}\text{C} \pm 2^{\circ}\text{C}$ with relative humidity between 90% and 95% followed by 6 hours in normal room temperature
Temperature Cycle Testing	 <p>The graph illustrates a temperature cycle starting at Room Temperature <math>+25^{\circ}\text{C}</math>. It ramps up in 10 seconds to <math>+60^{\circ}\text{C}</math>, where it remains for 1 hour. It then ramps down in 10 seconds to <math>-25^{\circ}\text{C}</math>, where it remains for 1 hour. The cycle then ramps back up to Room Temperature <math>+25^{\circ}\text{C}</math>. This entire cycle is repeated 4 times, labeled as 'Total 4 Cycles'.</p>
Vibration Test	Frequency $30 \pm 15$ Hz, Amplitude 1.5 mm for 3 Hours. After test, SPL shall not deviate by $\pm 3$ dB from pre-test measurement
Drop Test	75 cm free falling on concrete floor, 10 times.
Load Test	Speaker should not fail after applying 20 Hz ~ 20 kHz pink noise with HPF rated power input (RMS), 96 hours.

**After each test, SPL shall not deviate by more than  $\pm 3$  dB from pre-test measurement.**

## Dimensions (Left, larger terminal is positive and is indicated by + on the terminal board)



Note: Recommended speaker baffle opening is 53.5mm. Always test-fit prior to closing mechanical design. Please maintain at least 6mm distance between top of frame and next surface.

**Specifications Revisions**

<b>Revision</b>	<b>Description</b>	<b>Date</b>
-	Released from Engineering	6/14/2019

**Note:**

1. Unless otherwise specified:
  - A. All dimensions are in millimeters.
  - B. Default tolerances are  $\pm 0.5\text{mm}$  and angles are  $\pm 3^\circ$ .
2. Specifications subject to change or withdrawal without notice.



Компания «ЭлектроПласт» предлагает заключение долгосрочных отношений при поставках импортных электронных компонентов на взаимовыгодных условиях!

Наши преимущества:

- Оперативные поставки широкого спектра электронных компонентов отечественного и импортного производства напрямую от производителей и с крупнейших мировых складов;
- Поставка более 17-ти миллионов наименований электронных компонентов;
- Поставка сложных, дефицитных, либо снятых с производства позиций;
- Оперативные сроки поставки под заказ (от 5 рабочих дней);
- Экспресс доставка в любую точку России;
- Техническая поддержка проекта, помощь в подборе аналогов, поставка прототипов;
- Система менеджмента качества сертифицирована по Международному стандарту ISO 9001;
- Лицензия ФСБ на осуществление работ с использованием сведений, составляющих государственную тайну;
- Поставка специализированных компонентов (Xilinx, Altera, Analog Devices, Intersil, Interpoint, Microsemi, Aeroflex, Peregrine, Syfer, Eurofarad, Texas Instrument, Miteq, Cobham, E2V, MA-COM, Hittite, Mini-Circuits, General Dynamics и др.);

Помимо этого, одним из направлений компании «ЭлектроПласт» является направление «Источники питания». Мы предлагаем Вам помощь Конструкторского отдела:

- Подбор оптимального решения, техническое обоснование при выборе компонента;
- Подбор аналогов;
- Консультации по применению компонента;
- Поставка образцов и прототипов;
- Техническая поддержка проекта;
- Защита от снятия компонента с производства.



#### Как с нами связаться

**Телефон:** 8 (812) 309 58 32 (многоканальный)

**Факс:** 8 (812) 320-02-42

**Электронная почта:** [org@eplast1.ru](mailto:org@eplast1.ru)

**Адрес:** 198099, г. Санкт-Петербург, ул. Калинина, дом 2, корпус 4, литера А.