

Harness

Mating harness

MMC Series PMC Series

Model	Harness model #	
	Input	Output
MMC8A	H-IN-2 or H-IN-9	H-OU-2
MMC50A	H-IN-1 or H-IN-8	H-OU-4
MMC75A	H-IN-1 or H-IN-8	H-OU-4
MMC100A	H-IN-1 or H-IN-8	H-OU-4

Model	Harness model #	
	Input	Output
PMC15	H-IN-1 or H-IN-8	H-OU-1
PMC30	H-IN-2 or H-IN-9	H-OU-1
PMC50	H-IN-2 or H-IN-9	H-OU-4
PMC75	H-IN-1 or H-IN-8	H-OU-4
PMC100	H-IN-1 or H-IN-8	H-OU-4

<p>●Model number H-IN-1 Housing : 5199-04 (Molex) Pin : 5194 (Molex)</p>	<p>●Type</p>	<p>●Wire</p> <table border="1"> <thead> <tr> <th>Pin #</th> <th>Wire</th> <th>AWG</th> <th>Color</th> <th>Length l (mm)</th> </tr> </thead> <tbody> <tr> <td>1</td> <td>UL1015</td> <td>20</td> <td>green</td> <td>500</td> </tr> <tr> <td>2</td> <td>UL1015</td> <td>20</td> <td>black</td> <td>500</td> </tr> <tr> <td>3</td> <td></td> <td></td> <td></td> <td></td> </tr> <tr> <td>4</td> <td>UL1015</td> <td>20</td> <td>white</td> <td>500</td> </tr> </tbody> </table>	Pin #	Wire	AWG	Color	Length l (mm)	1	UL1015	20	green	500	2	UL1015	20	black	500	3					4	UL1015	20	white	500																														
Pin #	Wire	AWG	Color	Length l (mm)																																																					
1	UL1015	20	green	500																																																					
2	UL1015	20	black	500																																																					
3																																																									
4	UL1015	20	white	500																																																					
<p>●Model number H-IN-2 Housing : 5199-04 (Molex) Pin : 5194 (Molex)</p>	<p>●Type</p>	<p>●Wire</p> <table border="1"> <thead> <tr> <th>Pin #</th> <th>Wire</th> <th>AWG</th> <th>Color</th> <th>Length l (mm)</th> </tr> </thead> <tbody> <tr> <td>1</td> <td>UL1015</td> <td>20</td> <td>green</td> <td>500</td> </tr> <tr> <td>2</td> <td>UL1015</td> <td>20</td> <td>white</td> <td>500</td> </tr> <tr> <td>3</td> <td></td> <td></td> <td></td> <td></td> </tr> <tr> <td>4</td> <td>UL1015</td> <td>20</td> <td>black</td> <td>500</td> </tr> </tbody> </table>	Pin #	Wire	AWG	Color	Length l (mm)	1	UL1015	20	green	500	2	UL1015	20	white	500	3					4	UL1015	20	black	500																														
Pin #	Wire	AWG	Color	Length l (mm)																																																					
1	UL1015	20	green	500																																																					
2	UL1015	20	white	500																																																					
3																																																									
4	UL1015	20	black	500																																																					
<p>●Model number H-IN-8 Housing : 5199-04 (Molex) Pin : 5194 (Molex)</p>	<p>●Type</p>	<p>●Wire</p> <table border="1"> <thead> <tr> <th>Pin #</th> <th>Wire</th> <th>AWG</th> <th>Color</th> <th>Length l (mm)</th> </tr> </thead> <tbody> <tr> <td>1</td> <td>UL1015</td> <td>20</td> <td>green/yellow</td> <td>500</td> </tr> <tr> <td>2</td> <td>UL1015</td> <td>20</td> <td>black</td> <td>500</td> </tr> <tr> <td>3</td> <td></td> <td></td> <td></td> <td></td> </tr> <tr> <td>4</td> <td>UL1015</td> <td>20</td> <td>white</td> <td>500</td> </tr> </tbody> </table>	Pin #	Wire	AWG	Color	Length l (mm)	1	UL1015	20	green/yellow	500	2	UL1015	20	black	500	3					4	UL1015	20	white	500																														
Pin #	Wire	AWG	Color	Length l (mm)																																																					
1	UL1015	20	green/yellow	500																																																					
2	UL1015	20	black	500																																																					
3																																																									
4	UL1015	20	white	500																																																					
<p>●Model number H-IN-9 Housing : 5199-04 (Molex) Pin : 5194 (Molex)</p>	<p>●Type</p>	<p>●Wire</p> <table border="1"> <thead> <tr> <th>Pin #</th> <th>Wire</th> <th>AWG</th> <th>Color</th> <th>Length l (mm)</th> </tr> </thead> <tbody> <tr> <td>1</td> <td>UL1015</td> <td>20</td> <td>green/yellow</td> <td>500</td> </tr> <tr> <td>2</td> <td>UL1015</td> <td>20</td> <td>white</td> <td>500</td> </tr> <tr> <td>3</td> <td></td> <td></td> <td></td> <td></td> </tr> <tr> <td>4</td> <td>UL1015</td> <td>20</td> <td>black</td> <td>500</td> </tr> </tbody> </table>	Pin #	Wire	AWG	Color	Length l (mm)	1	UL1015	20	green/yellow	500	2	UL1015	20	white	500	3					4	UL1015	20	black	500																														
Pin #	Wire	AWG	Color	Length l (mm)																																																					
1	UL1015	20	green/yellow	500																																																					
2	UL1015	20	white	500																																																					
3																																																									
4	UL1015	20	black	500																																																					
<p>●Model number H-OU-1 Housing : 5199-06 (Molex) Pin : 5194 (Molex)</p>	<p>●Type</p>	<p>●Wire</p> <table border="1"> <thead> <tr> <th>Pin #</th> <th>Wire</th> <th>AWG</th> <th>Color</th> <th>Length l (mm)</th> </tr> </thead> <tbody> <tr> <td>1</td> <td></td> <td></td> <td></td> <td></td> </tr> <tr> <td>2</td> <td>UL1015</td> <td>20</td> <td>black</td> <td>500</td> </tr> <tr> <td>3</td> <td>UL1015</td> <td>20</td> <td>red</td> <td>500</td> </tr> <tr> <td>4</td> <td>UL1015</td> <td>20</td> <td>purple</td> <td>500</td> </tr> <tr> <td>5</td> <td>UL1015</td> <td>20</td> <td>gray</td> <td>500</td> </tr> <tr> <td>6</td> <td>UL1015</td> <td>20</td> <td>orange</td> <td>500</td> </tr> </tbody> </table>	Pin #	Wire	AWG	Color	Length l (mm)	1					2	UL1015	20	black	500	3	UL1015	20	red	500	4	UL1015	20	purple	500	5	UL1015	20	gray	500	6	UL1015	20	orange	500																				
Pin #	Wire	AWG	Color	Length l (mm)																																																					
1																																																									
2	UL1015	20	black	500																																																					
3	UL1015	20	red	500																																																					
4	UL1015	20	purple	500																																																					
5	UL1015	20	gray	500																																																					
6	UL1015	20	orange	500																																																					
<p>●Model number H-OU-2 Housing : 5196-05 (Molex) Pin : 5194 (Molex)</p>	<p>●Type</p>	<p>●Wire</p> <table border="1"> <thead> <tr> <th>Pin #</th> <th>Wire</th> <th>AWG</th> <th>Color</th> <th>Length l (mm)</th> </tr> </thead> <tbody> <tr> <td>1</td> <td>UL1015</td> <td>20</td> <td>red</td> <td>500</td> </tr> <tr> <td>2</td> <td>UL1015</td> <td>20</td> <td>black</td> <td>500</td> </tr> <tr> <td>3</td> <td>UL1015</td> <td>20</td> <td>orange</td> <td>500</td> </tr> <tr> <td>4</td> <td>UL1015</td> <td>20</td> <td>gray</td> <td>500</td> </tr> <tr> <td>5</td> <td>UL1015</td> <td>20</td> <td>purple</td> <td>500</td> </tr> </tbody> </table>	Pin #	Wire	AWG	Color	Length l (mm)	1	UL1015	20	red	500	2	UL1015	20	black	500	3	UL1015	20	orange	500	4	UL1015	20	gray	500	5	UL1015	20	purple	500																									
Pin #	Wire	AWG	Color	Length l (mm)																																																					
1	UL1015	20	red	500																																																					
2	UL1015	20	black	500																																																					
3	UL1015	20	orange	500																																																					
4	UL1015	20	gray	500																																																					
5	UL1015	20	purple	500																																																					
<p>●Model number H-OU-4 Housing : 5196-10 (Molex) Pin : 5194 (Molex)</p>	<p>●Type</p>	<p>●Wire</p> <table border="1"> <thead> <tr> <th>Pin #</th> <th>Wire</th> <th>AWG</th> <th>Color</th> <th>Length l (mm)</th> </tr> </thead> <tbody> <tr> <td>1</td> <td>UL1015</td> <td>18</td> <td>red</td> <td>500</td> </tr> <tr> <td>2</td> <td>UL1015</td> <td>18</td> <td>red</td> <td>500</td> </tr> <tr> <td>3</td> <td>UL1015</td> <td>18</td> <td>black</td> <td>500</td> </tr> <tr> <td>4</td> <td>UL1015</td> <td>18</td> <td>black</td> <td>500</td> </tr> <tr> <td>5</td> <td>UL1015</td> <td>18</td> <td>orange</td> <td>500</td> </tr> <tr> <td>6</td> <td>UL1015</td> <td>18</td> <td>orange</td> <td>500</td> </tr> <tr> <td>7</td> <td>UL1015</td> <td>18</td> <td>gray</td> <td>500</td> </tr> <tr> <td>8</td> <td>UL1015</td> <td>18</td> <td>gray</td> <td>500</td> </tr> <tr> <td>9</td> <td>UL1015</td> <td>18</td> <td>purple</td> <td>500</td> </tr> <tr> <td>10</td> <td>UL1015</td> <td>18</td> <td>purple</td> <td>500</td> </tr> </tbody> </table>	Pin #	Wire	AWG	Color	Length l (mm)	1	UL1015	18	red	500	2	UL1015	18	red	500	3	UL1015	18	black	500	4	UL1015	18	black	500	5	UL1015	18	orange	500	6	UL1015	18	orange	500	7	UL1015	18	gray	500	8	UL1015	18	gray	500	9	UL1015	18	purple	500	10	UL1015	18	purple	500
Pin #	Wire	AWG	Color	Length l (mm)																																																					
1	UL1015	18	red	500																																																					
2	UL1015	18	red	500																																																					
3	UL1015	18	black	500																																																					
4	UL1015	18	black	500																																																					
5	UL1015	18	orange	500																																																					
6	UL1015	18	orange	500																																																					
7	UL1015	18	gray	500																																																					
8	UL1015	18	gray	500																																																					
9	UL1015	18	purple	500																																																					
10	UL1015	18	purple	500																																																					

Mating harness

Model	Harness model #	
	Input	Output
LCA10S	H-IN-4	H-OU-7
LCA15S	H-IN-4	H-OU-8
LCA30S		H-OU-9
LCA50S	H-IN-5 or	H-OU-9
LCA75S		H-OU-18
LCA100S	H-IN-10	H-OU-10
LCA150S		H-OU-11
		H-OU-12

Model	Harness model #	
	Input	Output
LDA10F	H-IN-5 or H-IN-10	H-OU-8
LDA15F		H-OU-8
LDA30F		H-OU-9
LDA50F, LEA50F		H-OU-9
LDA75F, LEA75F		H-OU-18
LDA100W, LEA100F, LEP100F, 150F, 240F		H-OU-10
LDA150W, LEA150F		H-OU-11
		H-OU-12
★ LDA300W		H-IN-7

LCA Series
LDA Series
LEA Series
LEP Series

★ Optional : connector type "J"

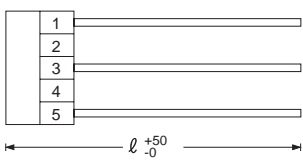
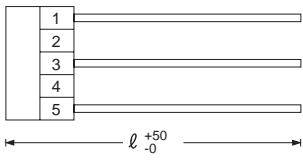

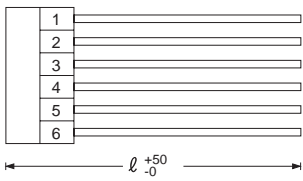
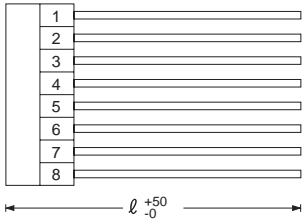
<p>●Model number H-IN-4 Housing : XHP-7 (J.S.T.) Pin : SXH-001T-P0.6 (J.S.T.)</p>	<p>●Type</p>	<p>●Wire</p> <table border="1"> <thead> <tr> <th>Pin #</th> <th>Wire</th> <th>AWG</th> <th>Color</th> <th>Length ℓ (mm)</th> </tr> </thead> <tbody> <tr> <td>1</td> <td>UL1007</td> <td>22</td> <td>black</td> <td>500</td> </tr> <tr> <td>2, 3</td> <td></td> <td></td> <td></td> <td></td> </tr> <tr> <td>4</td> <td>UL1007</td> <td>22</td> <td>white</td> <td>500</td> </tr> <tr> <td>5, 6</td> <td></td> <td></td> <td></td> <td></td> </tr> <tr> <td>7</td> <td>UL1007</td> <td>22</td> <td>green</td> <td>500</td> </tr> </tbody> </table>	Pin #	Wire	AWG	Color	Length ℓ (mm)	1	UL1007	22	black	500	2, 3					4	UL1007	22	white	500	5, 6					7	UL1007	22	green	500
Pin #	Wire	AWG	Color	Length ℓ (mm)																												
1	UL1007	22	black	500																												
2, 3																																
4	UL1007	22	white	500																												
5, 6																																
7	UL1007	22	green	500																												
<p>●Model number H-IN-5 Housing : VHR-5N (J.S.T.) Pin : SVH-21T-1.1 (J.S.T.)</p>	<p>●Type</p>	<p>●Wire</p> <table border="1"> <thead> <tr> <th>Pin #</th> <th>Wire</th> <th>AWG</th> <th>Color</th> <th>Length ℓ (mm)</th> </tr> </thead> <tbody> <tr> <td>1</td> <td>UL1015</td> <td>18</td> <td>black</td> <td>500</td> </tr> <tr> <td>2</td> <td></td> <td></td> <td></td> <td></td> </tr> <tr> <td>3</td> <td>UL1015</td> <td>18</td> <td>white</td> <td>500</td> </tr> <tr> <td>4</td> <td></td> <td></td> <td></td> <td></td> </tr> <tr> <td>5</td> <td>UL1015</td> <td>18</td> <td>green</td> <td>500</td> </tr> </tbody> </table>	Pin #	Wire	AWG	Color	Length ℓ (mm)	1	UL1015	18	black	500	2					3	UL1015	18	white	500	4					5	UL1015	18	green	500
Pin #	Wire	AWG	Color	Length ℓ (mm)																												
1	UL1015	18	black	500																												
2																																
3	UL1015	18	white	500																												
4																																
5	UL1015	18	green	500																												
<p>●Model number H-IN-10 Housing : VHR-5N (J.S.T.) Pin : SVH-21T-1.1 (J.S.T.)</p>	<p>●Type</p>	<p>●Wire</p> <table border="1"> <thead> <tr> <th>Pin #</th> <th>Wire</th> <th>AWG</th> <th>Color</th> <th>Length ℓ (mm)</th> </tr> </thead> <tbody> <tr> <td>1</td> <td>UL1015</td> <td>18</td> <td>black</td> <td>500</td> </tr> <tr> <td>2</td> <td></td> <td></td> <td></td> <td></td> </tr> <tr> <td>3</td> <td>UL1015</td> <td>18</td> <td>white</td> <td>500</td> </tr> <tr> <td>4</td> <td></td> <td></td> <td></td> <td></td> </tr> <tr> <td>5</td> <td>UL1015</td> <td>18</td> <td>green/yellow</td> <td>500</td> </tr> </tbody> </table>	Pin #	Wire	AWG	Color	Length ℓ (mm)	1	UL1015	18	black	500	2					3	UL1015	18	white	500	4					5	UL1015	18	green/yellow	500
Pin #	Wire	AWG	Color	Length ℓ (mm)																												
1	UL1015	18	black	500																												
2																																
3	UL1015	18	white	500																												
4																																
5	UL1015	18	green/yellow	500																												
<p>●Model number H-OU-7 Housing : XHP-2 (J.S.T.) Pin : SXH-001T-P0.6 (J.S.T.)</p>	<p>●Type</p>	<p>●Wire</p> <table border="1"> <thead> <tr> <th>Pin #</th> <th>Wire</th> <th>AWG</th> <th>Color</th> <th>Length ℓ (mm)</th> </tr> </thead> <tbody> <tr> <td>1</td> <td>UL1007</td> <td>22</td> <td>black</td> <td>500</td> </tr> <tr> <td>2</td> <td>UL1007</td> <td>22</td> <td>red</td> <td>500</td> </tr> </tbody> </table>	Pin #	Wire	AWG	Color	Length ℓ (mm)	1	UL1007	22	black	500	2	UL1007	22	red	500															
Pin #	Wire	AWG	Color	Length ℓ (mm)																												
1	UL1007	22	black	500																												
2	UL1007	22	red	500																												
<p>●Model number H-OU-8 Housing : XHP-4 (J.S.T.) Pin : SXH-001T-P0.6 (J.S.T.)</p>	<p>●Type</p>	<p>●Wire</p> <table border="1"> <thead> <tr> <th>Pin #</th> <th>Wire</th> <th>AWG</th> <th>Color</th> <th>Length ℓ (mm)</th> </tr> </thead> <tbody> <tr> <td>1</td> <td>UL1007</td> <td>22</td> <td>black</td> <td>500</td> </tr> <tr> <td>2</td> <td>UL1007</td> <td>22</td> <td>black</td> <td>500</td> </tr> <tr> <td>3</td> <td>UL1007</td> <td>22</td> <td>red</td> <td>500</td> </tr> <tr> <td>4</td> <td>UL1007</td> <td>22</td> <td>red</td> <td>500</td> </tr> </tbody> </table>	Pin #	Wire	AWG	Color	Length ℓ (mm)	1	UL1007	22	black	500	2	UL1007	22	black	500	3	UL1007	22	red	500	4	UL1007	22	red	500					
Pin #	Wire	AWG	Color	Length ℓ (mm)																												
1	UL1007	22	black	500																												
2	UL1007	22	black	500																												
3	UL1007	22	red	500																												
4	UL1007	22	red	500																												
<p>●Model number H-OU-9 Housing : VHR-4N (J.S.T.) Pin : SVH-21T-1.1 (J.S.T.)</p>	<p>●Type</p>	<p>●Wire</p> <table border="1"> <thead> <tr> <th>Pin #</th> <th>Wire</th> <th>AWG</th> <th>Color</th> <th>Length ℓ (mm)</th> </tr> </thead> <tbody> <tr> <td>1</td> <td>UL1015</td> <td>18</td> <td>black</td> <td>500</td> </tr> <tr> <td>2</td> <td>UL1015</td> <td>18</td> <td>black</td> <td>500</td> </tr> <tr> <td>3</td> <td>UL1015</td> <td>18</td> <td>red</td> <td>500</td> </tr> <tr> <td>4</td> <td>UL1015</td> <td>18</td> <td>red</td> <td>500</td> </tr> </tbody> </table>	Pin #	Wire	AWG	Color	Length ℓ (mm)	1	UL1015	18	black	500	2	UL1015	18	black	500	3	UL1015	18	red	500	4	UL1015	18	red	500					
Pin #	Wire	AWG	Color	Length ℓ (mm)																												
1	UL1015	18	black	500																												
2	UL1015	18	black	500																												
3	UL1015	18	red	500																												
4	UL1015	18	red	500																												
<p>●Model number H-OU-10 Housing : VHR-8N (J.S.T.) Pin : SVH-21T-1.1 (J.S.T.)</p>	<p>●Type</p>	<p>●Wire</p> <table border="1"> <thead> <tr> <th>Pin #</th> <th>Wire</th> <th>AWG</th> <th>Color</th> <th>Length ℓ (mm)</th> </tr> </thead> <tbody> <tr> <td>1 - 4</td> <td>UL1015</td> <td>18</td> <td>black</td> <td>500</td> </tr> <tr> <td>5 - 8</td> <td>UL1015</td> <td>18</td> <td>red</td> <td>500</td> </tr> </tbody> </table>	Pin #	Wire	AWG	Color	Length ℓ (mm)	1 - 4	UL1015	18	black	500	5 - 8	UL1015	18	red	500															
Pin #	Wire	AWG	Color	Length ℓ (mm)																												
1 - 4	UL1015	18	black	500																												
5 - 8	UL1015	18	red	500																												
<p>●Model number H-OU-11 Housing : VHR-6N (J.S.T.) Pin : SVH-21T-1.1 (J.S.T.)</p>	<p>●Type</p>	<p>●Wire</p> <table border="1"> <thead> <tr> <th>Pin #</th> <th>Wire</th> <th>AWG</th> <th>Color</th> <th>Length ℓ (mm)</th> </tr> </thead> <tbody> <tr> <td>1 - 6</td> <td>UL1015</td> <td>18</td> <td>red</td> <td>500</td> </tr> </tbody> </table>	Pin #	Wire	AWG	Color	Length ℓ (mm)	1 - 6	UL1015	18	red	500																				
Pin #	Wire	AWG	Color	Length ℓ (mm)																												
1 - 6	UL1015	18	red	500																												
<p>●Model number H-OU-12 Housing : VHR-7N (J.S.T.) Pin : SVH-21T-1.1 (J.S.T.)</p>	<p>●Type</p>	<p>●Wire</p> <table border="1"> <thead> <tr> <th>Pin #</th> <th>Wire</th> <th>AWG</th> <th>Color</th> <th>Length ℓ (mm)</th> </tr> </thead> <tbody> <tr> <td>1 - 7</td> <td>UL1015</td> <td>18</td> <td>black</td> <td>500</td> </tr> </tbody> </table>	Pin #	Wire	AWG	Color	Length ℓ (mm)	1 - 7	UL1015	18	black	500																				
Pin #	Wire	AWG	Color	Length ℓ (mm)																												
1 - 7	UL1015	18	black	500																												
<p>●Model number H-OU-18 Housing : VHR-6N (J.S.T.) Pin : SVH-21T-1.1 (J.S.T.)</p>	<p>●Type</p>	<p>●Wire</p> <table border="1"> <thead> <tr> <th>Pin #</th> <th>Wire</th> <th>AWG</th> <th>Color</th> <th>Length ℓ (mm)</th> </tr> </thead> <tbody> <tr> <td>1 - 3</td> <td>UL1015</td> <td>18</td> <td>black</td> <td>500</td> </tr> <tr> <td>4 - 6</td> <td>UL1015</td> <td>18</td> <td>red</td> <td>500</td> </tr> </tbody> </table>	Pin #	Wire	AWG	Color	Length ℓ (mm)	1 - 3	UL1015	18	black	500	4 - 6	UL1015	18	red	500															
Pin #	Wire	AWG	Color	Length ℓ (mm)																												
1 - 3	UL1015	18	black	500																												
4 - 6	UL1015	18	red	500																												

Mating harness

LEB Series
LDC Series
LCC Series

Model	Harness model #		
	Input	Output	Option: -Z □
LEB100F	H-IN-5 or H-IN-10	H-OU-23	H-OU-25
LEB150F		H-OU-23	
LEB225F		H-OU-24	

Model	Harness model #	
	Input	Output
LDC15F	H-IN-5 or H-IN-10	H-OU-13
LDC30F · LCC30A		H-OU-14
LDC60F		H-OU-19

<p>●Model number</p> <h2 style="margin: 0;">H-IN-5</h2> <p>Housing : VHR-5N (J.S.T.) Pin : SVH-21T-1.1 (J.S.T.)</p>	<p>●Type</p> 	<p>●Wire</p> <table border="1" style="width: 100%; border-collapse: collapse;"> <thead> <tr> <th>Pin #</th> <th>Wire</th> <th>AWG</th> <th>Color</th> <th>Length ℓ (mm)</th> </tr> </thead> <tbody> <tr> <td>1</td> <td>UL1015</td> <td>18</td> <td>black</td> <td>500</td> </tr> <tr> <td>2</td> <td></td> <td></td> <td></td> <td></td> </tr> <tr> <td>3</td> <td>UL1015</td> <td>18</td> <td>white</td> <td>500</td> </tr> <tr> <td>4</td> <td></td> <td></td> <td></td> <td></td> </tr> <tr> <td>5</td> <td>UL1015</td> <td>18</td> <td>green</td> <td>500</td> </tr> </tbody> </table>	Pin #	Wire	AWG	Color	Length ℓ (mm)	1	UL1015	18	black	500	2					3	UL1015	18	white	500	4					5	UL1015	18	green	500
Pin #	Wire	AWG	Color	Length ℓ (mm)																												
1	UL1015	18	black	500																												
2																																
3	UL1015	18	white	500																												
4																																
5	UL1015	18	green	500																												
<p>●Model number</p> <h2 style="margin: 0;">H-IN-10</h2> <p>Housing : VHR-5N (J.S.T.) Pin : SVH-21T-1.1 (J.S.T.)</p>	<p>●Type</p> 	<p>●Wire</p> <table border="1" style="width: 100%; border-collapse: collapse;"> <thead> <tr> <th>Pin #</th> <th>Wire</th> <th>AWG</th> <th>Color</th> <th>Length ℓ (mm)</th> </tr> </thead> <tbody> <tr> <td>1</td> <td>UL1015</td> <td>18</td> <td>black</td> <td>500</td> </tr> <tr> <td>2</td> <td></td> <td></td> <td></td> <td></td> </tr> <tr> <td>3</td> <td>UL1015</td> <td>18</td> <td>white</td> <td>500</td> </tr> <tr> <td>4</td> <td></td> <td></td> <td></td> <td></td> </tr> <tr> <td>5</td> <td>UL1015</td> <td>18</td> <td>green/yellow</td> <td>500</td> </tr> </tbody> </table>	Pin #	Wire	AWG	Color	Length ℓ (mm)	1	UL1015	18	black	500	2					3	UL1015	18	white	500	4					5	UL1015	18	green/yellow	500
Pin #	Wire	AWG	Color	Length ℓ (mm)																												
1	UL1015	18	black	500																												
2																																
3	UL1015	18	white	500																												
4																																
5	UL1015	18	green/yellow	500																												
<p>●Model number</p> <h2 style="margin: 0;">H-OU-13</h2> <p>Housing : XHP-8 (J.S.T.) Pin : SXH-001T-0.6 (J.S.T.)</p>	<p>●Type</p> 	<p>●Wire</p> <table border="1" style="width: 100%; border-collapse: collapse;"> <thead> <tr> <th>Pin #</th> <th>Wire</th> <th>AWG</th> <th>Color</th> <th>Length ℓ (mm)</th> </tr> </thead> <tbody> <tr> <td>1, 2</td> <td>UL1007</td> <td>22</td> <td>red</td> <td>500</td> </tr> <tr> <td>3, 4</td> <td>UL1007</td> <td>22</td> <td>black</td> <td>500</td> </tr> <tr> <td>5</td> <td>UL1007</td> <td>22</td> <td>orange</td> <td>500</td> </tr> <tr> <td>6, 7</td> <td>UL1007</td> <td>22</td> <td>gray</td> <td>500</td> </tr> <tr> <td>8</td> <td>UL1007</td> <td>22</td> <td>purple</td> <td>500</td> </tr> </tbody> </table>	Pin #	Wire	AWG	Color	Length ℓ (mm)	1, 2	UL1007	22	red	500	3, 4	UL1007	22	black	500	5	UL1007	22	orange	500	6, 7	UL1007	22	gray	500	8	UL1007	22	purple	500
Pin #	Wire	AWG	Color	Length ℓ (mm)																												
1, 2	UL1007	22	red	500																												
3, 4	UL1007	22	black	500																												
5	UL1007	22	orange	500																												
6, 7	UL1007	22	gray	500																												
8	UL1007	22	purple	500																												
<p>●Model number</p> <h2 style="margin: 0;">H-OU-14</h2> <p>Housing : VHR-6N (J.S.T.) Pin : SVH-21T-1.1 (J.S.T.)</p>	<p>●Type</p> 	<p>●Wire</p> <table border="1" style="width: 100%; border-collapse: collapse;"> <thead> <tr> <th>Pin #</th> <th>Wire</th> <th>AWG</th> <th>Color</th> <th>Length ℓ (mm)</th> </tr> </thead> <tbody> <tr> <td>1</td> <td>UL1015</td> <td>18</td> <td>purple</td> <td>500</td> </tr> <tr> <td>2, 3</td> <td>UL1015</td> <td>18</td> <td>gray</td> <td>500</td> </tr> <tr> <td>4</td> <td>UL1015</td> <td>18</td> <td>orange</td> <td>500</td> </tr> <tr> <td>5</td> <td>UL1015</td> <td>18</td> <td>black</td> <td>500</td> </tr> <tr> <td>6</td> <td>UL1015</td> <td>18</td> <td>red</td> <td>500</td> </tr> </tbody> </table>	Pin #	Wire	AWG	Color	Length ℓ (mm)	1	UL1015	18	purple	500	2, 3	UL1015	18	gray	500	4	UL1015	18	orange	500	5	UL1015	18	black	500	6	UL1015	18	red	500
Pin #	Wire	AWG	Color	Length ℓ (mm)																												
1	UL1015	18	purple	500																												
2, 3	UL1015	18	gray	500																												
4	UL1015	18	orange	500																												
5	UL1015	18	black	500																												
6	UL1015	18	red	500																												
<p>●Model number</p> <h2 style="margin: 0;">H-OU-19</h2> <p>Housing : VHR-8N (J.S.T.) Pin : SVH-21T-1.1 (J.S.T.)</p>	<p>●Type</p> 	<p>●Wire</p> <table border="1" style="width: 100%; border-collapse: collapse;"> <thead> <tr> <th>Pin #</th> <th>Wire</th> <th>AWG</th> <th>Color</th> <th>Length ℓ (mm)</th> </tr> </thead> <tbody> <tr> <td>1</td> <td>UL1015</td> <td>18</td> <td>purple</td> <td>500</td> </tr> <tr> <td>2, 3</td> <td>UL1015</td> <td>18</td> <td>gray</td> <td>500</td> </tr> <tr> <td>4</td> <td>UL1015</td> <td>18</td> <td>orange</td> <td>500</td> </tr> <tr> <td>5, 6</td> <td>UL1015</td> <td>18</td> <td>black</td> <td>500</td> </tr> <tr> <td>7, 8</td> <td>UL1015</td> <td>18</td> <td>red</td> <td>500</td> </tr> </tbody> </table>	Pin #	Wire	AWG	Color	Length ℓ (mm)	1	UL1015	18	purple	500	2, 3	UL1015	18	gray	500	4	UL1015	18	orange	500	5, 6	UL1015	18	black	500	7, 8	UL1015	18	red	500
Pin #	Wire	AWG	Color	Length ℓ (mm)																												
1	UL1015	18	purple	500																												
2, 3	UL1015	18	gray	500																												
4	UL1015	18	orange	500																												
5, 6	UL1015	18	black	500																												
7, 8	UL1015	18	red	500																												

<p>●Model number H-OU-23</p>	<p>●Type</p>	<p>●Wire</p> <table border="1"> <thead> <tr> <th>Pin #</th> <th>Wire</th> <th>AWG</th> <th>Color</th> <th>Length l (mm)</th> </tr> </thead> <tbody> <tr> <td>1, 2</td> <td>UL1015</td> <td>18</td> <td>gray</td> <td>500</td> </tr> <tr> <td>3, 4</td> <td>UL1015</td> <td>18</td> <td>orange</td> <td>500</td> </tr> <tr> <td>5, 6</td> <td>UL1015</td> <td>18</td> <td>black</td> <td>500</td> </tr> <tr> <td>7, 8</td> <td>UL1015</td> <td>18</td> <td>red</td> <td>500</td> </tr> </tbody> </table>	Pin #	Wire	AWG	Color	Length l (mm)	1, 2	UL1015	18	gray	500	3, 4	UL1015	18	orange	500	5, 6	UL1015	18	black	500	7, 8	UL1015	18	red	500
Pin #	Wire	AWG	Color	Length l (mm)																							
1, 2	UL1015	18	gray	500																							
3, 4	UL1015	18	orange	500																							
5, 6	UL1015	18	black	500																							
7, 8	UL1015	18	red	500																							
<p>●Model number H-OU-24</p> <p>Housing : VHR-10N (J.S.T.) Pin : SVH-21T-1.1 (J.S.T.)</p>	<p>●Type</p>	<p>●Wire</p> <table border="1"> <thead> <tr> <th>Pin #</th> <th>Wire</th> <th>AWG</th> <th>Color</th> <th>Length l (mm)</th> </tr> </thead> <tbody> <tr> <td>1, 2, 3</td> <td>UL1015</td> <td>18</td> <td>gray</td> <td>500</td> </tr> <tr> <td>4, 5, 6</td> <td>UL1015</td> <td>18</td> <td>orange</td> <td>500</td> </tr> <tr> <td>7, 8</td> <td>UL1015</td> <td>18</td> <td>black</td> <td>500</td> </tr> <tr> <td>9, 10</td> <td>UL1015</td> <td>18</td> <td>red</td> <td>500</td> </tr> </tbody> </table>	Pin #	Wire	AWG	Color	Length l (mm)	1, 2, 3	UL1015	18	gray	500	4, 5, 6	UL1015	18	orange	500	7, 8	UL1015	18	black	500	9, 10	UL1015	18	red	500
Pin #	Wire	AWG	Color	Length l (mm)																							
1, 2, 3	UL1015	18	gray	500																							
4, 5, 6	UL1015	18	orange	500																							
7, 8	UL1015	18	black	500																							
9, 10	UL1015	18	red	500																							
<p>●Model number H-OU-25</p> <p>Housing : XHP-3 (J.S.T.) Pin : SXH-001-P0.6 (J.S.T.)</p>	<p>●Type</p>	<p>●Wire</p> <table border="1"> <thead> <tr> <th>Pin #</th> <th>Wire</th> <th>AWG</th> <th>Color</th> <th>Length l (mm)</th> </tr> </thead> <tbody> <tr> <td>1</td> <td>UL1007</td> <td>22</td> <td>orange</td> <td>500</td> </tr> <tr> <td>2</td> <td>UL1007</td> <td>22</td> <td>gray</td> <td>500</td> </tr> <tr> <td>3</td> <td>UL1007</td> <td>22</td> <td>purple</td> <td>500</td> </tr> </tbody> </table>	Pin #	Wire	AWG	Color	Length l (mm)	1	UL1007	22	orange	500	2	UL1007	22	gray	500	3	UL1007	22	purple	500					
Pin #	Wire	AWG	Color	Length l (mm)																							
1	UL1007	22	orange	500																							
2	UL1007	22	gray	500																							
3	UL1007	22	purple	500																							

Harness for input/output(J type) is prepared in R series.

R Series
RMB Series
RMC Series

Mating harness

Model	Harness model #	
	Input	Output
R10A · 15A · 25A · 50A	H-IN-3	H-OU-9
RMB15A · 30A · 50A		H-OU-16
RMC15A · 30A · 50A		H-OU-15

<p>●Model number</p> <h2>H-IN-3</h2> <p>Housing : VHR-5N (J.S.T.) Pin : SVH-21T-1.1 (J.S.T.)</p>	<p>●Type</p>	<p>●Wire</p> <table border="1"> <thead> <tr> <th>Pin #</th> <th>Wire</th> <th>AWG</th> <th>Color</th> <th>Length l (mm)</th> </tr> </thead> <tbody> <tr> <td>1</td> <td>UL1015</td> <td>20</td> <td>white</td> <td>500</td> </tr> <tr> <td>2</td> <td></td> <td></td> <td></td> <td></td> </tr> <tr> <td>3</td> <td>UL1015</td> <td>20</td> <td>black</td> <td>500</td> </tr> <tr> <td>4</td> <td></td> <td></td> <td></td> <td></td> </tr> <tr> <td>5</td> <td>UL1015</td> <td>20</td> <td>green</td> <td>500</td> </tr> </tbody> </table>	Pin #	Wire	AWG	Color	Length l (mm)	1	UL1015	20	white	500	2					3	UL1015	20	black	500	4					5	UL1015	20	green	500															
Pin #	Wire	AWG	Color	Length l (mm)																																											
1	UL1015	20	white	500																																											
2																																															
3	UL1015	20	black	500																																											
4																																															
5	UL1015	20	green	500																																											
<p>●Model number</p> <h2>H-OU-9</h2> <p>Housing : VHR-4N (J.S.T.) Pin : SVH-21T-1.1 (J.S.T.)</p>	<p>●Type</p>	<p>●Wire</p> <table border="1"> <thead> <tr> <th>Pin #</th> <th>Wire</th> <th>AWG</th> <th>Color</th> <th>Length l (mm)</th> </tr> </thead> <tbody> <tr> <td>1</td> <td>UL1015</td> <td>18</td> <td>black</td> <td>500</td> </tr> <tr> <td>2</td> <td>UL1015</td> <td>18</td> <td>black</td> <td>500</td> </tr> <tr> <td>3</td> <td>UL1015</td> <td>18</td> <td>red</td> <td>500</td> </tr> <tr> <td>4</td> <td>UL1015</td> <td>18</td> <td>red</td> <td>500</td> </tr> </tbody> </table>	Pin #	Wire	AWG	Color	Length l (mm)	1	UL1015	18	black	500	2	UL1015	18	black	500	3	UL1015	18	red	500	4	UL1015	18	red	500																				
Pin #	Wire	AWG	Color	Length l (mm)																																											
1	UL1015	18	black	500																																											
2	UL1015	18	black	500																																											
3	UL1015	18	red	500																																											
4	UL1015	18	red	500																																											
<p>●Model number</p> <h2>H-OU-15</h2> <p>Housing : VHR-8N (J.S.T.) Pin : SVH-21T-1.1 (J.S.T.)</p>	<p>●Type</p>	<p>●Wire</p> <table border="1"> <thead> <tr> <th>Pin #</th> <th>Wire</th> <th>AWG</th> <th>Color</th> <th>Length l (mm)</th> </tr> </thead> <tbody> <tr> <td>1</td> <td>UL1015</td> <td>18</td> <td>purple</td> <td>500</td> </tr> <tr> <td>2</td> <td>UL1015</td> <td>18</td> <td>gray</td> <td>500</td> </tr> <tr> <td>3</td> <td>UL1015</td> <td>18</td> <td>gray</td> <td>500</td> </tr> <tr> <td>4</td> <td>UL1015</td> <td>18</td> <td>orange</td> <td>500</td> </tr> <tr> <td>5</td> <td>UL1015</td> <td>18</td> <td>black</td> <td>500</td> </tr> <tr> <td>6</td> <td>UL1015</td> <td>18</td> <td>black</td> <td>500</td> </tr> <tr> <td>7</td> <td>UL1015</td> <td>18</td> <td>red</td> <td>500</td> </tr> <tr> <td>8</td> <td>UL1015</td> <td>18</td> <td>red</td> <td>500</td> </tr> </tbody> </table>	Pin #	Wire	AWG	Color	Length l (mm)	1	UL1015	18	purple	500	2	UL1015	18	gray	500	3	UL1015	18	gray	500	4	UL1015	18	orange	500	5	UL1015	18	black	500	6	UL1015	18	black	500	7	UL1015	18	red	500	8	UL1015	18	red	500
Pin #	Wire	AWG	Color	Length l (mm)																																											
1	UL1015	18	purple	500																																											
2	UL1015	18	gray	500																																											
3	UL1015	18	gray	500																																											
4	UL1015	18	orange	500																																											
5	UL1015	18	black	500																																											
6	UL1015	18	black	500																																											
7	UL1015	18	red	500																																											
8	UL1015	18	red	500																																											
<p>●Model number</p> <h2>H-OU-16</h2> <p>Housing : VHR-6N (J.S.T.) Pin : SVH-21T-1.1 (J.S.T.)</p>	<p>●Type</p>	<p>●Wire</p> <table border="1"> <thead> <tr> <th>Pin #</th> <th>Wire</th> <th>AWG</th> <th>Color</th> <th>Length l (mm)</th> </tr> </thead> <tbody> <tr> <td>1</td> <td>UL1015</td> <td>18</td> <td>gray</td> <td>500</td> </tr> <tr> <td>2</td> <td>UL1015</td> <td>18</td> <td>orange</td> <td>500</td> </tr> <tr> <td>3</td> <td>UL1015</td> <td>18</td> <td>black</td> <td>500</td> </tr> <tr> <td>4</td> <td>UL1015</td> <td>18</td> <td>black</td> <td>500</td> </tr> <tr> <td>5</td> <td>UL1015</td> <td>18</td> <td>red</td> <td>500</td> </tr> <tr> <td>6</td> <td>UL1015</td> <td>18</td> <td>red</td> <td>500</td> </tr> </tbody> </table>	Pin #	Wire	AWG	Color	Length l (mm)	1	UL1015	18	gray	500	2	UL1015	18	orange	500	3	UL1015	18	black	500	4	UL1015	18	black	500	5	UL1015	18	red	500	6	UL1015	18	red	500										
Pin #	Wire	AWG	Color	Length l (mm)																																											
1	UL1015	18	gray	500																																											
2	UL1015	18	orange	500																																											
3	UL1015	18	black	500																																											
4	UL1015	18	black	500																																											
5	UL1015	18	red	500																																											
6	UL1015	18	red	500																																											

Harness for remote sensing & parallel operation by 2 units is prepared in UAW/UAF/LDA series.

UAW Series
UAF Series
LDA Series

Mating harness

Model	Harness model #	Contents
UAW125S	H-SN-1	For remote sensing
UAW250S	H-SN-1	For remote sensing
	H-PA-2	For parallel operation by 2 units
UAW500S/ UAF500S	H-SN-2	For remote sensing
	H-PA-1	For parallel operation by 2 units
LDA300W	H-SN-1	For remote sensing

●Model number
H-SN-1

Housing : XHP-4 (J.S.T.)
Pin : SXH-001T-P0.6 (J.S.T.)

●Type

●Wire

Pin #	Wire	AWG	Color	Length ℓ (mm)
1				
2	UL1061	28	black	500
3	UL1061	28	red	500
4				

●Model number
H-SN-2

Housing : ZHR-10 (J.S.T.)
Pin : SZH-002T-P0.5 (J.S.T.)

●Type

●Wire

Pin #	Wire	AWG	Color	Length ℓ (mm)
1 - 4				
5	UL1061	28	black	500
6, 7				
8	UL1061	28	red	500
9, 10				

●Model number
H-PA-1

Housing : ZHR-10 (J.S.T.)
Pin : SZH-002T-P0.5 (J.S.T.)

●Type

●Wire

Pin #	Wire	AWG	Color	Length ℓ (mm)
1 - 3				
4, 5	UL1061	28	black	-
6, 8	UL1061	28	red	-
7				
9	UL1061	28	yellow	220
10	UL1061	28	green	220

●Model number
H-PA-2

Housing : XHP-3 (J.S.T.)
Pin : SXH-001T-P0.6 (J.S.T.)

●Type

●Wire

Pin #	Wire	AWG	Color	Length ℓ (mm)
1	UL1007	22	white	180
2	UL1007	22	black	180
3	UL1007	22	red	180

Option

J-19

Harness for input/output(J type) is prepared in P & PAA series.

P Series
PAA Series

Mating harness

Model	Harness model #	
	Input	Output
P15E · P30E · P50E	H-IN-2 or H-IN-9	H-OU-20
PAA50F	H-IN-1 or H-IN-8	H-OU-21
PAA75F		

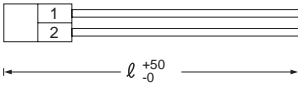
<p>●Model number</p> <h2>H-IN-1</h2> <p>Housing : 5199-04 (Molex) Pin : 5194 (Molex)</p>	<p>●Type</p>	<p>●Wire</p> <table border="1"> <thead> <tr> <th>Pin #</th> <th>Wire</th> <th>AWG</th> <th>Color</th> <th>Length ℓ (mm)</th> </tr> </thead> <tbody> <tr> <td>1</td> <td>UL1015</td> <td>20</td> <td>green</td> <td>500</td> </tr> <tr> <td>2</td> <td>UL1015</td> <td>20</td> <td>black</td> <td>500</td> </tr> <tr> <td>3</td> <td></td> <td></td> <td></td> <td></td> </tr> <tr> <td>4</td> <td>UL1015</td> <td>20</td> <td>white</td> <td>500</td> </tr> </tbody> </table>	Pin #	Wire	AWG	Color	Length ℓ (mm)	1	UL1015	20	green	500	2	UL1015	20	black	500	3					4	UL1015	20	white	500										
Pin #	Wire	AWG	Color	Length ℓ (mm)																																	
1	UL1015	20	green	500																																	
2	UL1015	20	black	500																																	
3																																					
4	UL1015	20	white	500																																	
<p>●Model number</p> <h2>H-IN-2</h2> <p>Housing : 5199-04 (Molex) Pin : 5194 (Molex)</p>	<p>●Type</p>	<p>●Wire</p> <table border="1"> <thead> <tr> <th>Pin #</th> <th>Wire</th> <th>AWG</th> <th>Color</th> <th>Length ℓ (mm)</th> </tr> </thead> <tbody> <tr> <td>1</td> <td>UL1015</td> <td>20</td> <td>green</td> <td>500</td> </tr> <tr> <td>2</td> <td>UL1015</td> <td>20</td> <td>white</td> <td>500</td> </tr> <tr> <td>3</td> <td></td> <td></td> <td></td> <td></td> </tr> <tr> <td>4</td> <td>UL1015</td> <td>20</td> <td>black</td> <td>500</td> </tr> </tbody> </table>	Pin #	Wire	AWG	Color	Length ℓ (mm)	1	UL1015	20	green	500	2	UL1015	20	white	500	3					4	UL1015	20	black	500										
Pin #	Wire	AWG	Color	Length ℓ (mm)																																	
1	UL1015	20	green	500																																	
2	UL1015	20	white	500																																	
3																																					
4	UL1015	20	black	500																																	
<p>●Model number</p> <h2>H-IN-8</h2> <p>Housing : 5199-04 (Molex) Pin : 5194 (Molex)</p>	<p>●Type</p>	<p>●Wire</p> <table border="1"> <thead> <tr> <th>Pin #</th> <th>Wire</th> <th>AWG</th> <th>Color</th> <th>Length ℓ (mm)</th> </tr> </thead> <tbody> <tr> <td>1</td> <td>UL1015</td> <td>20</td> <td>green/yellow</td> <td>500</td> </tr> <tr> <td>2</td> <td>UL1015</td> <td>20</td> <td>black</td> <td>500</td> </tr> <tr> <td>3</td> <td></td> <td></td> <td></td> <td></td> </tr> <tr> <td>4</td> <td>UL1015</td> <td>20</td> <td>white</td> <td>500</td> </tr> </tbody> </table>	Pin #	Wire	AWG	Color	Length ℓ (mm)	1	UL1015	20	green/yellow	500	2	UL1015	20	black	500	3					4	UL1015	20	white	500										
Pin #	Wire	AWG	Color	Length ℓ (mm)																																	
1	UL1015	20	green/yellow	500																																	
2	UL1015	20	black	500																																	
3																																					
4	UL1015	20	white	500																																	
<p>●Model number</p> <h2>H-IN-9</h2> <p>Housing : 5199-04 (Molex) Pin : 5194 (Molex)</p>	<p>●Type</p>	<p>●Wire</p> <table border="1"> <thead> <tr> <th>Pin #</th> <th>Wire</th> <th>AWG</th> <th>Color</th> <th>Length ℓ (mm)</th> </tr> </thead> <tbody> <tr> <td>1</td> <td>UL1015</td> <td>20</td> <td>green/yellow</td> <td>500</td> </tr> <tr> <td>2</td> <td>UL1015</td> <td>20</td> <td>white</td> <td>500</td> </tr> <tr> <td>3</td> <td></td> <td></td> <td></td> <td></td> </tr> <tr> <td>4</td> <td>UL1015</td> <td>20</td> <td>black</td> <td>500</td> </tr> </tbody> </table>	Pin #	Wire	AWG	Color	Length ℓ (mm)	1	UL1015	20	green/yellow	500	2	UL1015	20	white	500	3					4	UL1015	20	black	500										
Pin #	Wire	AWG	Color	Length ℓ (mm)																																	
1	UL1015	20	green/yellow	500																																	
2	UL1015	20	white	500																																	
3																																					
4	UL1015	20	black	500																																	
<p>●Model number</p> <h2>H-OU-20</h2> <p>Housing : 5196-04 (Molex) Pin : 5194 (Molex)</p>	<p>●Type</p>	<p>●Wire</p> <table border="1"> <thead> <tr> <th>Pin #</th> <th>Wire</th> <th>AWG</th> <th>Color</th> <th>Length ℓ (mm)</th> </tr> </thead> <tbody> <tr> <td>1</td> <td>UL1015</td> <td>18</td> <td>red</td> <td>500</td> </tr> <tr> <td>2</td> <td>UL1015</td> <td>18</td> <td>red</td> <td>500</td> </tr> <tr> <td>3</td> <td>UL1015</td> <td>18</td> <td>black</td> <td>500</td> </tr> <tr> <td>4</td> <td>UL1015</td> <td>18</td> <td>black</td> <td>500</td> </tr> </tbody> </table>	Pin #	Wire	AWG	Color	Length ℓ (mm)	1	UL1015	18	red	500	2	UL1015	18	red	500	3	UL1015	18	black	500	4	UL1015	18	black	500										
Pin #	Wire	AWG	Color	Length ℓ (mm)																																	
1	UL1015	18	red	500																																	
2	UL1015	18	red	500																																	
3	UL1015	18	black	500																																	
4	UL1015	18	black	500																																	
<p>●Model number</p> <h2>H-OU-21</h2> <p>Housing : 5196-06 (Molex) Pin : 5194 (Molex)</p>	<p>●Type</p>	<p>●Wire</p> <table border="1"> <thead> <tr> <th>Pin #</th> <th>Wire</th> <th>AWG</th> <th>Color</th> <th>Length ℓ (mm)</th> </tr> </thead> <tbody> <tr> <td>1</td> <td>UL1015</td> <td>18</td> <td>red</td> <td>500</td> </tr> <tr> <td>2</td> <td>UL1015</td> <td>18</td> <td>red</td> <td>500</td> </tr> <tr> <td>3</td> <td>UL1015</td> <td>18</td> <td>red</td> <td>500</td> </tr> <tr> <td>4</td> <td>UL1015</td> <td>18</td> <td>black</td> <td>500</td> </tr> <tr> <td>5</td> <td>UL1015</td> <td>18</td> <td>black</td> <td>500</td> </tr> <tr> <td>6</td> <td>UL1015</td> <td>18</td> <td>black</td> <td>500</td> </tr> </tbody> </table>	Pin #	Wire	AWG	Color	Length ℓ (mm)	1	UL1015	18	red	500	2	UL1015	18	red	500	3	UL1015	18	red	500	4	UL1015	18	black	500	5	UL1015	18	black	500	6	UL1015	18	black	500
Pin #	Wire	AWG	Color	Length ℓ (mm)																																	
1	UL1015	18	red	500																																	
2	UL1015	18	red	500																																	
3	UL1015	18	red	500																																	
4	UL1015	18	black	500																																	
5	UL1015	18	black	500																																	
6	UL1015	18	black	500																																	

Harness for remote ON/OFF(R type) is prepared in LDA, UAW, PAA, LEA, LEB & LEP series.

LDA Series
UAW Series
PAA Series
LEA Series
LEB Series
LEP Series

Mating harness

Model	Harness model #
LDA50F, LDA75F, LDA100W, LDA150W, LDA300W	H-RC-1
UAW250S	
PAA50F, PAA75F, PAA100F, PAA150F	
LEA50F, LEA75F, LEA100F, LEA150F, LEP100F, LEP150F, LEP240F	
LEB100F, LEB150F, LEB225F	

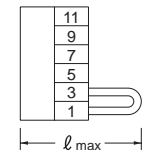
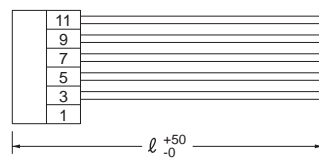
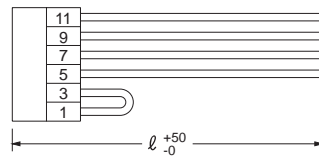
<p>●Model number</p> <p>H-RC-1</p> <p>Housing : XHP-2 (J.S.T.) Pin : SXH-001T-P0.6 (J.S.T.)</p>	<p>●Type</p> 	<p>●Wire</p> <table border="1"> <thead> <tr> <th>Pin #</th> <th>Wire</th> <th>AWG</th> <th>Color</th> <th>Length ℓ (mm)</th> </tr> </thead> <tbody> <tr> <td>1</td> <td>UL1007</td> <td>22</td> <td>orange</td> <td>500</td> </tr> <tr> <td>2</td> <td>UL1007</td> <td>22</td> <td>blue</td> <td>500</td> </tr> </tbody> </table>	Pin #	Wire	AWG	Color	Length ℓ (mm)	1	UL1007	22	orange	500	2	UL1007	22	blue	500
Pin #	Wire	AWG	Color	Length ℓ (mm)													
1	UL1007	22	orange	500													
2	UL1007	22	blue	500													

Harness to use the function of the output module is prepared in MAX series.

MAX Series

Mating harness

Model	Harness model #	Contents
MAX1600F	H-SN-3	Harness for using no function of the output module. It is appended to standard model.
MAX1600T	H-SN-4	Harness for using all functions of output module.
MAX3200T	H-SN-6	Harness for using all functions except remote sensing of the output module.

<p>●Model number</p> <h3>H-SN-3</h3> <p>Housing : PHDR-12VS (J.S.T.) Pin : SPHD-002T-P0.5 (J.S.T.)</p>	<p>●Type</p> 	<p>●Wire</p> <table border="1"> <thead> <tr> <th>Pin #</th> <th>Wire</th> <th>AWG</th> <th>Color</th> <th>Length l (mm)</th> </tr> </thead> <tbody> <tr><td>1</td><td>UL1061</td><td>28</td><td>red</td><td>30</td></tr> <tr><td>2</td><td>UL1061</td><td>28</td><td>black</td><td>30</td></tr> <tr><td>3</td><td>UL1061</td><td>28</td><td>red</td><td>30</td></tr> <tr><td>4</td><td>UL1061</td><td>28</td><td>black</td><td>30</td></tr> <tr><td>5</td><td>-</td><td>-</td><td>-</td><td>-</td></tr> <tr><td>6</td><td>-</td><td>-</td><td>-</td><td>-</td></tr> <tr><td>7</td><td>-</td><td>-</td><td>-</td><td>-</td></tr> <tr><td>8</td><td>-</td><td>-</td><td>-</td><td>-</td></tr> <tr><td>9</td><td>-</td><td>-</td><td>-</td><td>-</td></tr> <tr><td>10</td><td>-</td><td>-</td><td>-</td><td>-</td></tr> <tr><td>11</td><td>-</td><td>-</td><td>-</td><td>-</td></tr> <tr><td>12</td><td>-</td><td>-</td><td>-</td><td>-</td></tr> </tbody> </table>	Pin #	Wire	AWG	Color	Length l (mm)	1	UL1061	28	red	30	2	UL1061	28	black	30	3	UL1061	28	red	30	4	UL1061	28	black	30	5	-	-	-	-	6	-	-	-	-	7	-	-	-	-	8	-	-	-	-	9	-	-	-	-	10	-	-	-	-	11	-	-	-	-	12	-	-	-	-
Pin #	Wire	AWG	Color	Length l (mm)																																																															
1	UL1061	28	red	30																																																															
2	UL1061	28	black	30																																																															
3	UL1061	28	red	30																																																															
4	UL1061	28	black	30																																																															
5	-	-	-	-																																																															
6	-	-	-	-																																																															
7	-	-	-	-																																																															
8	-	-	-	-																																																															
9	-	-	-	-																																																															
10	-	-	-	-																																																															
11	-	-	-	-																																																															
12	-	-	-	-																																																															
<p>●Model number</p> <h3>H-SN-4</h3> <p>Housing : PHDR-12VS (J.S.T.) Pin : SPHD-002T-P0.5 (J.S.T.)</p>	<p>●Type</p> 	<p>●Wire</p> <table border="1"> <thead> <tr> <th>Pin #</th> <th>Wire</th> <th>AWG</th> <th>Color</th> <th>Length l (mm)</th> </tr> </thead> <tbody> <tr><td>1</td><td>-</td><td>-</td><td>-</td><td>-</td></tr> <tr><td>2</td><td>-</td><td>-</td><td>-</td><td>-</td></tr> <tr><td>3</td><td>UL1061</td><td>28</td><td>red</td><td>500</td></tr> <tr><td>4</td><td>UL1061</td><td>28</td><td>black</td><td>500</td></tr> <tr><td>5</td><td>UL1061</td><td>28</td><td>brown</td><td>500</td></tr> <tr><td>6</td><td>UL1061</td><td>28</td><td>black</td><td>500</td></tr> <tr><td>7</td><td>UL1061</td><td>28</td><td>orange</td><td>500</td></tr> <tr><td>8</td><td>UL1061</td><td>28</td><td>black</td><td>500</td></tr> <tr><td>9</td><td>UL1061</td><td>28</td><td>yellow</td><td>500</td></tr> <tr><td>10</td><td>UL1061</td><td>28</td><td>green</td><td>500</td></tr> <tr><td>11</td><td>UL1061</td><td>28</td><td>blue</td><td>500</td></tr> <tr><td>12</td><td>UL1061</td><td>28</td><td>purple</td><td>500</td></tr> </tbody> </table>	Pin #	Wire	AWG	Color	Length l (mm)	1	-	-	-	-	2	-	-	-	-	3	UL1061	28	red	500	4	UL1061	28	black	500	5	UL1061	28	brown	500	6	UL1061	28	black	500	7	UL1061	28	orange	500	8	UL1061	28	black	500	9	UL1061	28	yellow	500	10	UL1061	28	green	500	11	UL1061	28	blue	500	12	UL1061	28	purple	500
Pin #	Wire	AWG	Color	Length l (mm)																																																															
1	-	-	-	-																																																															
2	-	-	-	-																																																															
3	UL1061	28	red	500																																																															
4	UL1061	28	black	500																																																															
5	UL1061	28	brown	500																																																															
6	UL1061	28	black	500																																																															
7	UL1061	28	orange	500																																																															
8	UL1061	28	black	500																																																															
9	UL1061	28	yellow	500																																																															
10	UL1061	28	green	500																																																															
11	UL1061	28	blue	500																																																															
12	UL1061	28	purple	500																																																															
<p>●Model number</p> <h3>H-SN-6</h3> <p>Housing : PHDR-12VS (J.S.T.) Pin : SPHD-002T-P0.5 (J.S.T.)</p>	<p>●Type</p> 	<p>●Wire</p> <table border="1"> <thead> <tr> <th>Pin #</th> <th>Wire</th> <th>AWG</th> <th>Color</th> <th>Length l (mm)</th> </tr> </thead> <tbody> <tr><td>1</td><td>UL1061</td><td>28</td><td>red</td><td>30</td></tr> <tr><td>2</td><td>UL1061</td><td>28</td><td>black</td><td>30</td></tr> <tr><td>3</td><td>UL1061</td><td>28</td><td>red</td><td>30</td></tr> <tr><td>4</td><td>UL1061</td><td>28</td><td>black</td><td>30</td></tr> <tr><td>5</td><td>UL1061</td><td>28</td><td>brown</td><td>500</td></tr> <tr><td>6</td><td>UL1061</td><td>28</td><td>black</td><td>500</td></tr> <tr><td>7</td><td>UL1061</td><td>28</td><td>orange</td><td>500</td></tr> <tr><td>8</td><td>UL1061</td><td>28</td><td>black</td><td>500</td></tr> <tr><td>9</td><td>UL1061</td><td>28</td><td>yellow</td><td>500</td></tr> <tr><td>10</td><td>UL1061</td><td>28</td><td>green</td><td>500</td></tr> <tr><td>11</td><td>UL1061</td><td>28</td><td>blue</td><td>500</td></tr> <tr><td>12</td><td>UL1061</td><td>28</td><td>purple</td><td>500</td></tr> </tbody> </table>	Pin #	Wire	AWG	Color	Length l (mm)	1	UL1061	28	red	30	2	UL1061	28	black	30	3	UL1061	28	red	30	4	UL1061	28	black	30	5	UL1061	28	brown	500	6	UL1061	28	black	500	7	UL1061	28	orange	500	8	UL1061	28	black	500	9	UL1061	28	yellow	500	10	UL1061	28	green	500	11	UL1061	28	blue	500	12	UL1061	28	purple	500
Pin #	Wire	AWG	Color	Length l (mm)																																																															
1	UL1061	28	red	30																																																															
2	UL1061	28	black	30																																																															
3	UL1061	28	red	30																																																															
4	UL1061	28	black	30																																																															
5	UL1061	28	brown	500																																																															
6	UL1061	28	black	500																																																															
7	UL1061	28	orange	500																																																															
8	UL1061	28	black	500																																																															
9	UL1061	28	yellow	500																																																															
10	UL1061	28	green	500																																																															
11	UL1061	28	blue	500																																																															
12	UL1061	28	purple	500																																																															

* The even number pin side of the connector is the same wiring as the odd number pin side.

Harness to use the function of the output module is prepared in ACE series.

ACE Series

Mating harness

Model	Harness model #	Contents
ACE series	H-SN-14	Harness for using AUX and PR alarm of CN1.
	H-SN-16	Harness for using all function of output modules. (CN2)
	H-SN-17	Harness for using all functions except remote sensing of the output modules. (CN2)
	H-SN-18	Harness for using remote ON/OFF of output module S, T, U.(CN2)

<p>●Model number</p> <h2>H-SN-14</h2> <p>Housing : XHP-3 (J.S.T.) Pin : SXH-001T-P0.6 (J.S.T.)</p>	<p>●Type</p>	<p>●Wire</p> <table border="1"> <thead> <tr> <th>Pin #</th> <th>Wire</th> <th>AWG</th> <th>Color</th> <th>Length ℓ (mm)</th> </tr> </thead> <tbody> <tr> <td>1</td> <td>UL1007</td> <td>22</td> <td>black</td> <td>500</td> </tr> <tr> <td>2</td> <td>UL1007</td> <td>22</td> <td>yellow</td> <td>500</td> </tr> <tr> <td>3</td> <td>UL1007</td> <td>22</td> <td>red</td> <td>500</td> </tr> </tbody> </table>	Pin #	Wire	AWG	Color	Length ℓ (mm)	1	UL1007	22	black	500	2	UL1007	22	yellow	500	3	UL1007	22	red	500																																			
Pin #	Wire	AWG	Color	Length ℓ (mm)																																																					
1	UL1007	22	black	500																																																					
2	UL1007	22	yellow	500																																																					
3	UL1007	22	red	500																																																					
<p>●Model number</p> <h2>H-SN-16</h2> <p>Housing : PHDR-10VS (J.S.T.) Pin : SPHD-002T-P0.5 (J.S.T.)</p>	<p>●Type</p>	<p>●Wire</p> <table border="1"> <thead> <tr> <th>Pin #</th> <th>Wire</th> <th>AWG</th> <th>Color</th> <th>Length ℓ (mm)</th> </tr> </thead> <tbody> <tr> <td>1</td> <td>UL1061</td> <td>28</td> <td>yellow</td> <td>500</td> </tr> <tr> <td>2</td> <td>UL1061</td> <td>28</td> <td>orange</td> <td>500</td> </tr> <tr> <td>3</td> <td>-</td> <td>-</td> <td>-</td> <td>-</td> </tr> <tr> <td>4</td> <td>-</td> <td>-</td> <td>-</td> <td>-</td> </tr> <tr> <td>5</td> <td>UL1061</td> <td>28</td> <td>blue</td> <td>500</td> </tr> <tr> <td>6</td> <td>UL1061</td> <td>28</td> <td>black</td> <td>500</td> </tr> <tr> <td>7</td> <td>UL1061</td> <td>28</td> <td>red</td> <td>500</td> </tr> <tr> <td>8</td> <td>UL1061</td> <td>28</td> <td>red</td> <td>500</td> </tr> <tr> <td>9</td> <td>UL1061</td> <td>28</td> <td>black</td> <td>500</td> </tr> <tr> <td>10</td> <td>UL1061</td> <td>28</td> <td>black</td> <td>500</td> </tr> </tbody> </table>	Pin #	Wire	AWG	Color	Length ℓ (mm)	1	UL1061	28	yellow	500	2	UL1061	28	orange	500	3	-	-	-	-	4	-	-	-	-	5	UL1061	28	blue	500	6	UL1061	28	black	500	7	UL1061	28	red	500	8	UL1061	28	red	500	9	UL1061	28	black	500	10	UL1061	28	black	500
Pin #	Wire	AWG	Color	Length ℓ (mm)																																																					
1	UL1061	28	yellow	500																																																					
2	UL1061	28	orange	500																																																					
3	-	-	-	-																																																					
4	-	-	-	-																																																					
5	UL1061	28	blue	500																																																					
6	UL1061	28	black	500																																																					
7	UL1061	28	red	500																																																					
8	UL1061	28	red	500																																																					
9	UL1061	28	black	500																																																					
10	UL1061	28	black	500																																																					
<p>★ The even number pin side of the connector is the same wiring as the odd number pin side.</p>																																																									
<p>●Model number</p> <h2>H-SN-17</h2> <p>Housing : PHDR-10VS (J.S.T.) Pin : SPHD-002T-P0.5 (J.S.T.)</p>	<p>●Type</p>	<p>●Wire</p> <table border="1"> <thead> <tr> <th>Pin #</th> <th>Wire</th> <th>AWG</th> <th>Color</th> <th>Length ℓ (mm)</th> </tr> </thead> <tbody> <tr> <td>1</td> <td>UL1061</td> <td>28</td> <td>yellow</td> <td>500</td> </tr> <tr> <td>2</td> <td>UL1061</td> <td>28</td> <td>orange</td> <td>500</td> </tr> <tr> <td>3</td> <td>-</td> <td>-</td> <td>-</td> <td>-</td> </tr> <tr> <td>4</td> <td>-</td> <td>-</td> <td>-</td> <td>-</td> </tr> <tr> <td>5</td> <td>UL1061</td> <td>28</td> <td>blue</td> <td>500</td> </tr> <tr> <td>6</td> <td>UL1061</td> <td>28</td> <td>black</td> <td>500</td> </tr> <tr> <td>7</td> <td>UL1061</td> <td>28</td> <td>red</td> <td>30</td> </tr> <tr> <td>8</td> <td>UL1061</td> <td>28</td> <td>red</td> <td>30</td> </tr> <tr> <td>9</td> <td>UL1061</td> <td>28</td> <td>black</td> <td>30</td> </tr> <tr> <td>10</td> <td>UL1061</td> <td>28</td> <td>black</td> <td>30</td> </tr> </tbody> </table>	Pin #	Wire	AWG	Color	Length ℓ (mm)	1	UL1061	28	yellow	500	2	UL1061	28	orange	500	3	-	-	-	-	4	-	-	-	-	5	UL1061	28	blue	500	6	UL1061	28	black	500	7	UL1061	28	red	30	8	UL1061	28	red	30	9	UL1061	28	black	30	10	UL1061	28	black	30
Pin #	Wire	AWG	Color	Length ℓ (mm)																																																					
1	UL1061	28	yellow	500																																																					
2	UL1061	28	orange	500																																																					
3	-	-	-	-																																																					
4	-	-	-	-																																																					
5	UL1061	28	blue	500																																																					
6	UL1061	28	black	500																																																					
7	UL1061	28	red	30																																																					
8	UL1061	28	red	30																																																					
9	UL1061	28	black	30																																																					
10	UL1061	28	black	30																																																					
<p>★ Pin #7 and #8 are shorted with harness and also pin #9 and #10.</p>																																																									
<p>★ The even number pin side of the connector is the same wiring as the odd number pin side.</p>																																																									
<p>●Model number</p> <h2>H-SN-18</h2> <p>Housing : PHR-2 (J.S.T.) Pin : SPH-002T-P0.5S (J.S.T.)</p>	<p>●Type</p>	<p>●Wire</p> <table border="1"> <thead> <tr> <th>Pin #</th> <th>Wire</th> <th>AWG</th> <th>Color</th> <th>Length ℓ (mm)</th> </tr> </thead> <tbody> <tr> <td>1</td> <td>UL1007</td> <td>26</td> <td>yellow</td> <td>500</td> </tr> <tr> <td>2</td> <td>UL1007</td> <td>26</td> <td>orange</td> <td>500</td> </tr> </tbody> </table>	Pin #	Wire	AWG	Color	Length ℓ (mm)	1	UL1007	26	yellow	500	2	UL1007	26	orange	500																																								
Pin #	Wire	AWG	Color	Length ℓ (mm)																																																					
1	UL1007	26	yellow	500																																																					
2	UL1007	26	orange	500																																																					

Harness to use the function of ADA Series is prepared.
 ★ Please see the our company home page or consult us about detailed information.

ADA Series

Mating harness

Model	Harness model #	Contents
ADA Series	H-SN-23	:Harness for using option:-W and/or -R when I/O interface is terminal block type (standard).
	H-IN-11	:Input harness when I/O interface is connector type (option:-J).
	H-OU-26	:Output harness when I/O interface is connector type (option:-J).
	H-PA-5	:Harness for parallel operation when I/O interface is connector type (option:-J).
	H-RC-2	:Harness for using option:-R when I/O interface is connector type (option:-J).

●Model number
H-SN-23

Housing : PHDR-14VS(J.S.T)
 Pin : SPHD-002T-PO.5(J.S.T)

●Type

●Wire

Pin #	Wire	AWG	Color	Length ℓ (mm)
1	UL1061	28	red	500
2	UL1061	28	black	500
3	-	-	-	-
4	-	-	-	-
5	-	-	-	-
6	-	-	-	-
7	-	-	-	-
8	-	-	-	-
9	UL1061	28	orange	500
10	UL1061	28	blue	500
11	-	-	-	-
12	-	-	-	-
13	UL1061	28	yellow	500
14	UL1061	28	black	500

★ Even number pin side of the connector is the same wiring as odd number pin side.

●Model number
H-IN-11

Housing : 1-178129-6(AMP)
 Pin : 1-353717-5 equivalent goods(AMP)

●Type

●Wire

Pin #	Wire	AWG	Color	Length ℓ (mm)
B 1	UL1051	18	white	500
A 1	UL1051	18	white	500
B 2	-	-	-	-
A 2	-	-	-	-
B 3	UL1051	18	black	500
A 3	UL1051	18	black	500

●Model number
H-OU-26

Housing : 178289-5(AMP)
 Pin : 1-353717-5 equivalent goods(AMP)

●Type

●Wire

Pin #	Wire	AWG	Color	Length ℓ (mm)
B 1	UL1007	16	red	500
A 1	UL1007	16	red	500
B 2	UL1007	16	red	500
A 2	UL1007	16	red	500
B 3	UL1007	16	red	500
A 3	UL1007	16	black	500
B 4	UL1007	16	black	500
A 4	UL1007	16	black	500
B 5	UL1007	16	black	500
A 5	UL1007	16	black	500

●Model number
H-PA-5

Housing : 171822-2(AMP)
 Pin : 170205-2 equivalent goods(AMP)

●Type

●Wire

Pin #	Wire	AWG	Color	Length ℓ (mm)
1	UL1007	22	white	200
2	UL1007	22	black	200

●Model number
H-RC-2

Housing : 171822-3(AMP)
 Pin : 170205-2 equivalent goods(AMP)

●Type

●Wire

Pin #	Wire	AWG	Color	Length ℓ (mm)
1	UL1007	22	white	500
2	-	-	-	-
3	UL1007	22	red	500

Harness to use the function is prepared in PB series.

PB Series

Mating harness

Model	Harness model #	Contents
PBA10F, PBA15F, PBW15F, PBA30F, PBW30F, PBA50F, PBW50F, PBA75F, PBA100F, PBA150F ★1	H-IN-1 or H-IN-8	Input harness when I/O interface is connector type (option : -J)
PBA10F, PBA15F, PBA30F, PBA50F	H-OU-20	Output harness when I/O interface is connector type (option : -J)
PBA75F, PBA100F, PBA150F ★1	H-OU-21	Output harness when I/O interface is connector type (option : -J)
PBW15F, PBW30F, PBW50F	H-OU-27	Output harness when I/O interface is connector type (option : -J)
PBA50F, PBW50F, PBA75F, PBA100F, PBA150F	H-RC-1	Harness for using option : -R
PBA100F, PBA150F ★2	H-SN-1	Harness for using option : -K
PBA50F, PBW50F, PBA75F, PBA100F, PBA150F	H-SN-18	Harness for using option : -V
PBA300F PBA600F PBA1000F PBA1500F	H-PA-3	Harness for parallel operation
	H-SN-20	Harness for using all functions of CN1 and CN2
	H-SN-21	Harness for using all functions except remote sensing of CN2
	H-SN-22	Harness for using all functions of CN3
	H-SN-24	Harness for using example remote ON/OFF circuit (C)

★1 Available for 12V, 15V, 24V, 36V and 48V output model in PBA100F / 150F.

★2 Available for 3.3V and 5V output model in PBA100F / 150F.

<p>●Model number</p> <h2>H-IN-1</h2> <p>Housing : 5199-04 (Molex) Pin : 5194 (Molex)</p>	<p>●Type</p>	<p>●Wire</p> <table border="1"> <thead> <tr> <th>Pin #</th> <th>Wire</th> <th>AWG</th> <th>Color</th> <th>Length ℓ (mm)</th> </tr> </thead> <tbody> <tr> <td>1</td> <td>UL1015</td> <td>20</td> <td>green</td> <td>500</td> </tr> <tr> <td>2</td> <td>UL1015</td> <td>20</td> <td>black</td> <td>500</td> </tr> <tr> <td>3</td> <td></td> <td></td> <td></td> <td></td> </tr> <tr> <td>4</td> <td>UL1015</td> <td>20</td> <td>white</td> <td>500</td> </tr> </tbody> </table>	Pin #	Wire	AWG	Color	Length ℓ (mm)	1	UL1015	20	green	500	2	UL1015	20	black	500	3					4	UL1015	20	white	500										
Pin #	Wire	AWG	Color	Length ℓ (mm)																																	
1	UL1015	20	green	500																																	
2	UL1015	20	black	500																																	
3																																					
4	UL1015	20	white	500																																	
<p>●Model number</p> <h2>H-IN-8</h2> <p>Housing : 5199-04 (Molex) Pin : 5194 (Molex)</p>	<p>●Type</p>	<p>●Wire</p> <table border="1"> <thead> <tr> <th>Pin #</th> <th>Wire</th> <th>AWG</th> <th>Color</th> <th>Length ℓ (mm)</th> </tr> </thead> <tbody> <tr> <td>1</td> <td>UL1015</td> <td>20</td> <td>green/yellow</td> <td>500</td> </tr> <tr> <td>2</td> <td>UL1015</td> <td>20</td> <td>black</td> <td>500</td> </tr> <tr> <td>3</td> <td></td> <td></td> <td></td> <td></td> </tr> <tr> <td>4</td> <td>UL1015</td> <td>20</td> <td>white</td> <td>500</td> </tr> </tbody> </table>	Pin #	Wire	AWG	Color	Length ℓ (mm)	1	UL1015	20	green/yellow	500	2	UL1015	20	black	500	3					4	UL1015	20	white	500										
Pin #	Wire	AWG	Color	Length ℓ (mm)																																	
1	UL1015	20	green/yellow	500																																	
2	UL1015	20	black	500																																	
3																																					
4	UL1015	20	white	500																																	
<p>●Model number</p> <h2>H-OU-20</h2> <p>Housing : 5196-04 (Molex) Pin : 5194 (Molex)</p>	<p>●Type</p>	<p>●Wire</p> <table border="1"> <thead> <tr> <th>Pin #</th> <th>Wire</th> <th>AWG</th> <th>Color</th> <th>Length ℓ (mm)</th> </tr> </thead> <tbody> <tr> <td>1</td> <td>UL1015</td> <td>18</td> <td>red</td> <td>500</td> </tr> <tr> <td>2</td> <td>UL1015</td> <td>18</td> <td>red</td> <td>500</td> </tr> <tr> <td>3</td> <td>UL1015</td> <td>18</td> <td>black</td> <td>500</td> </tr> <tr> <td>4</td> <td>UL1015</td> <td>18</td> <td>black</td> <td>500</td> </tr> </tbody> </table>	Pin #	Wire	AWG	Color	Length ℓ (mm)	1	UL1015	18	red	500	2	UL1015	18	red	500	3	UL1015	18	black	500	4	UL1015	18	black	500										
Pin #	Wire	AWG	Color	Length ℓ (mm)																																	
1	UL1015	18	red	500																																	
2	UL1015	18	red	500																																	
3	UL1015	18	black	500																																	
4	UL1015	18	black	500																																	
<p>●Model number</p> <h2>H-OU-21</h2> <p>Housing : 5196-06 (Molex) Pin : 5194 (Molex)</p>	<p>●Type</p>	<p>●Wire</p> <table border="1"> <thead> <tr> <th>Pin #</th> <th>Wire</th> <th>AWG</th> <th>Color</th> <th>Length ℓ (mm)</th> </tr> </thead> <tbody> <tr> <td>1</td> <td>UL1015</td> <td>18</td> <td>red</td> <td>500</td> </tr> <tr> <td>2</td> <td>UL1015</td> <td>18</td> <td>red</td> <td>500</td> </tr> <tr> <td>3</td> <td>UL1015</td> <td>18</td> <td>red</td> <td>500</td> </tr> <tr> <td>4</td> <td>UL1015</td> <td>18</td> <td>black</td> <td>500</td> </tr> <tr> <td>5</td> <td>UL1015</td> <td>18</td> <td>black</td> <td>500</td> </tr> <tr> <td>6</td> <td>UL1015</td> <td>18</td> <td>black</td> <td>500</td> </tr> </tbody> </table>	Pin #	Wire	AWG	Color	Length ℓ (mm)	1	UL1015	18	red	500	2	UL1015	18	red	500	3	UL1015	18	red	500	4	UL1015	18	black	500	5	UL1015	18	black	500	6	UL1015	18	black	500
Pin #	Wire	AWG	Color	Length ℓ (mm)																																	
1	UL1015	18	red	500																																	
2	UL1015	18	red	500																																	
3	UL1015	18	red	500																																	
4	UL1015	18	black	500																																	
5	UL1015	18	black	500																																	
6	UL1015	18	black	500																																	
<p>●Model number</p> <h2>H-OU-27</h2> <p>Housing : 5196-04 (Molex) Pin : 5194 (Molex)</p>	<p>●Type</p>	<p>●Wire</p> <table border="1"> <thead> <tr> <th>Pin #</th> <th>Wire</th> <th>AWG</th> <th>Color</th> <th>Length ℓ (mm)</th> </tr> </thead> <tbody> <tr> <td>1</td> <td>UL1015</td> <td>18</td> <td>red</td> <td>500</td> </tr> <tr> <td>2</td> <td>UL1015</td> <td>18</td> <td>black</td> <td>500</td> </tr> <tr> <td>3</td> <td>UL1015</td> <td>18</td> <td>black</td> <td>500</td> </tr> <tr> <td>4</td> <td>UL1015</td> <td>18</td> <td>purple</td> <td>500</td> </tr> </tbody> </table>	Pin #	Wire	AWG	Color	Length ℓ (mm)	1	UL1015	18	red	500	2	UL1015	18	black	500	3	UL1015	18	black	500	4	UL1015	18	purple	500										
Pin #	Wire	AWG	Color	Length ℓ (mm)																																	
1	UL1015	18	red	500																																	
2	UL1015	18	black	500																																	
3	UL1015	18	black	500																																	
4	UL1015	18	purple	500																																	

<p>●Model number H-RC-1</p> <p>Housing : XHP-2 (J.S.T.) Pin : SXH-001T-P0.6 (J.S.T.)</p>	<p>●Type</p>	<p>●Wire</p> <table border="1"> <thead> <tr> <th>Pin #</th> <th>Wire</th> <th>AWG</th> <th>Color</th> <th>Length l (mm)</th> </tr> </thead> <tbody> <tr> <td>1</td> <td>UL1007</td> <td>22</td> <td>orange</td> <td>500</td> </tr> <tr> <td>2</td> <td>UL1007</td> <td>22</td> <td>blue</td> <td>500</td> </tr> </tbody> </table>	Pin #	Wire	AWG	Color	Length l (mm)	1	UL1007	22	orange	500	2	UL1007	22	blue	500																																								
Pin #	Wire	AWG	Color	Length l (mm)																																																					
1	UL1007	22	orange	500																																																					
2	UL1007	22	blue	500																																																					
<p>●Model number H-SN-1</p> <p>Housing : XHP-4 (J.S.T.) Pin : SXH-001T-P0.6 (J.S.T.)</p>	<p>●Type</p>	<p>●Wire</p> <table border="1"> <thead> <tr> <th>Pin #</th> <th>Wire</th> <th>AWG</th> <th>Color</th> <th>Length l (mm)</th> </tr> </thead> <tbody> <tr> <td>1</td> <td></td> <td></td> <td></td> <td></td> </tr> <tr> <td>2</td> <td>UL1061</td> <td>28</td> <td>black</td> <td>500</td> </tr> <tr> <td>3</td> <td>UL1061</td> <td>28</td> <td>red</td> <td>500</td> </tr> <tr> <td>4</td> <td></td> <td></td> <td></td> <td></td> </tr> </tbody> </table>	Pin #	Wire	AWG	Color	Length l (mm)	1					2	UL1061	28	black	500	3	UL1061	28	red	500	4																																		
Pin #	Wire	AWG	Color	Length l (mm)																																																					
1																																																									
2	UL1061	28	black	500																																																					
3	UL1061	28	red	500																																																					
4																																																									
<p>●Model number H-SN-18</p> <p>Housing : PHR-2 (J.S.T.) Pin : SPH-002T-P0.5S (J.S.T.)</p>	<p>●Type</p>	<p>●Wire</p> <table border="1"> <thead> <tr> <th>Pin #</th> <th>Wire</th> <th>AWG</th> <th>Color</th> <th>Length l (mm)</th> </tr> </thead> <tbody> <tr> <td>1</td> <td>UL1007</td> <td>26</td> <td>yellow</td> <td>500</td> </tr> <tr> <td>2</td> <td>UL1007</td> <td>26</td> <td>orange</td> <td>500</td> </tr> </tbody> </table>	Pin #	Wire	AWG	Color	Length l (mm)	1	UL1007	26	yellow	500	2	UL1007	26	orange	500																																								
Pin #	Wire	AWG	Color	Length l (mm)																																																					
1	UL1007	26	yellow	500																																																					
2	UL1007	26	orange	500																																																					
<p>●Model number H-PA-3</p> <p>Housing : PHDR-10VS(J.S.T.) Pin : SPHD-002T-P0.5(J.S.T.)</p>	<p>●Type</p>	<p>●Wire</p> <table border="1"> <thead> <tr> <th>Pin #</th> <th>Wire</th> <th>AWG</th> <th>Color</th> <th>Length l (mm)</th> </tr> </thead> <tbody> <tr> <td>1</td> <td>-</td> <td>-</td> <td>-</td> <td>-</td> </tr> <tr> <td>2</td> <td>UL1061</td> <td>28</td> <td>red</td> <td>270</td> </tr> <tr> <td>3</td> <td>-</td> <td>-</td> <td>-</td> <td>-</td> </tr> <tr> <td>4</td> <td>UL1061</td> <td>28</td> <td>black</td> <td>270</td> </tr> <tr> <td>5</td> <td>UL1061</td> <td>28</td> <td>yellow</td> <td>270</td> </tr> <tr> <td>6</td> <td>UL1061</td> <td>28</td> <td>green</td> <td>270</td> </tr> <tr> <td>7</td> <td>UL1061</td> <td>28</td> <td>blue</td> <td>270</td> </tr> <tr> <td>8</td> <td>-</td> <td>-</td> <td>-</td> <td>-</td> </tr> <tr> <td>9</td> <td>UL1061</td> <td>28</td> <td>orange</td> <td>270</td> </tr> <tr> <td>10</td> <td>UL1061</td> <td>28</td> <td>purple</td> <td>270</td> </tr> </tbody> </table>	Pin #	Wire	AWG	Color	Length l (mm)	1	-	-	-	-	2	UL1061	28	red	270	3	-	-	-	-	4	UL1061	28	black	270	5	UL1061	28	yellow	270	6	UL1061	28	green	270	7	UL1061	28	blue	270	8	-	-	-	-	9	UL1061	28	orange	270	10	UL1061	28	purple	270
Pin #	Wire	AWG	Color	Length l (mm)																																																					
1	-	-	-	-																																																					
2	UL1061	28	red	270																																																					
3	-	-	-	-																																																					
4	UL1061	28	black	270																																																					
5	UL1061	28	yellow	270																																																					
6	UL1061	28	green	270																																																					
7	UL1061	28	blue	270																																																					
8	-	-	-	-																																																					
9	UL1061	28	orange	270																																																					
10	UL1061	28	purple	270																																																					
<p>●Model number H-SN-20</p> <p>Housing : PHDR-10VS(J.S.T.) Pin : SPHD-002T-P0.5(J.S.T.)</p>	<p>●Type</p>	<p>●Wire</p> <table border="1"> <thead> <tr> <th>Pin #</th> <th>Wire</th> <th>AWG</th> <th>Color</th> <th>Length l (mm)</th> </tr> </thead> <tbody> <tr> <td>1</td> <td>-</td> <td>-</td> <td>-</td> <td>-</td> </tr> <tr> <td>2</td> <td>UL1061</td> <td>28</td> <td>red</td> <td>500</td> </tr> <tr> <td>3</td> <td>-</td> <td>-</td> <td>-</td> <td>-</td> </tr> <tr> <td>4</td> <td>UL1061</td> <td>28</td> <td>black</td> <td>500</td> </tr> <tr> <td>5</td> <td>UL1061</td> <td>28</td> <td>yellow</td> <td>500</td> </tr> <tr> <td>6</td> <td>UL1061</td> <td>28</td> <td>green</td> <td>500</td> </tr> <tr> <td>7</td> <td>UL1061</td> <td>28</td> <td>blue</td> <td>500</td> </tr> <tr> <td>8</td> <td>UL1061</td> <td>28</td> <td>black</td> <td>500</td> </tr> <tr> <td>9</td> <td>UL1061</td> <td>28</td> <td>orange</td> <td>500</td> </tr> <tr> <td>10</td> <td>UL1061</td> <td>28</td> <td>purple</td> <td>500</td> </tr> </tbody> </table>	Pin #	Wire	AWG	Color	Length l (mm)	1	-	-	-	-	2	UL1061	28	red	500	3	-	-	-	-	4	UL1061	28	black	500	5	UL1061	28	yellow	500	6	UL1061	28	green	500	7	UL1061	28	blue	500	8	UL1061	28	black	500	9	UL1061	28	orange	500	10	UL1061	28	purple	500
Pin #	Wire	AWG	Color	Length l (mm)																																																					
1	-	-	-	-																																																					
2	UL1061	28	red	500																																																					
3	-	-	-	-																																																					
4	UL1061	28	black	500																																																					
5	UL1061	28	yellow	500																																																					
6	UL1061	28	green	500																																																					
7	UL1061	28	blue	500																																																					
8	UL1061	28	black	500																																																					
9	UL1061	28	orange	500																																																					
10	UL1061	28	purple	500																																																					

●Model number
H-SN-21

Housing : PHDR-10VS(J.S.T)
Pin : SPHD-002T-P0.5(J.S.T)

●Type

●Wire

Pin #	Wire	AWG	Color	Length ℓ (mm)
1	-	-	-	-
2	-	-	-	-
3	-	-	-	-
4	-	-	-	-
5	UL1061	28	yellow	500
6	UL1061	28	green	500
7	UL1061	28	blue	500
8	UL1061	28	black	500
9	UL1061	28	orange	500
10	UL1061	28	purple	500

●Model number
H-SN-22

Housing : PHDR-8VS(J.S.T)
Pin : SPHD-002T-P0.5(J.S.T)

●Type

●Wire

Pin #	Wire	AWG	Color	Length ℓ (mm)
1	-	-	-	-
2	-	-	-	-
3	UL1061	28	pink	500
4	UL1061	28	brown	500
5	UL1061	28	white	500
6	-	-	-	-
7	UL1061	28	yellow	500
8	UL1061	28	gray	500

●Model number
H-SN-24

CN1 :
Housing : PHDR-10VS(J.S.T)
Pin : SPHD-002T-P0.5(J.S.T)

CN2 :
Housing : PHDR-08VS(J.S.T)
Pin : SPHD-002T-P0.5(J.S.T)

●Type

●Wire

Pin #	Wire	AWG	Color	Length ℓ (mm)	
CN1	1	UL1061	28	red	30
	2	UL1061	28	red	30
	3	UL1061	28	black	30
	4	UL1061	28	black	30
	5	-	-	-	-
	6	-	-	-	-
	7	-	-	-	-
	8	-	-	-	-
	9	UL1061	28	black	70
	10	UL1061	28	black	70
CN2	1	-	-	-	
	2	-	-	-	
	3	-	-	-	
	4	UL1061	28	black	70
	5	UL1061	28	black	70
	6	-	-	-	-
	7	-	-	-	-
	8	-	-	-	-

* Pin #1 and #2, Pin #3 and #4 in CN1 are connected by harness.
 * Pin #9 in CN1 and Pin #4 in CN2 are connected by harness.
 * Pin #10 in CN1 and Pin #5 in CN2 are connected by harness.

Mouser Electronics

Authorized Distributor

Click to View Pricing, Inventory, Delivery & Lifecycle Information:

Cosel:

[H-OU-1](#) [H-IN-1](#) [H-OU-19](#) [H-PA-2](#) [H-PA-5](#) [H-OU-25](#) [H-OU-14](#) [H-OU-20](#) [H-IN-4](#) [H-OU-21](#) [H-PA-3](#) [H-OU-2](#) [H-OU-23](#) [H-PA-1](#) [H-IN-8](#) [H-OU-11](#) [H-OU-13](#) [H-IN-11](#) [H-IN-2](#) [H-OU-12](#) [H-OU-26](#) [H-OU-27](#) [H-OU-18](#) [H-IN-10](#) [H-IN-5](#) [H-IN-9](#) [H-OU-10](#) [H-OU-24](#) [H-OU-4](#)



Компания «ЭлектроПласт» предлагает заключение долгосрочных отношений при поставках импортных электронных компонентов на взаимовыгодных условиях!

Наши преимущества:

- Оперативные поставки широкого спектра электронных компонентов отечественного и импортного производства напрямую от производителей и с крупнейших мировых складов;
- Поставка более 17-ти миллионов наименований электронных компонентов;
- Поставка сложных, дефицитных, либо снятых с производства позиций;
- Оперативные сроки поставки под заказ (от 5 рабочих дней);
- Экспресс доставка в любую точку России;
- Техническая поддержка проекта, помощь в подборе аналогов, поставка прототипов;
- Система менеджмента качества сертифицирована по Международному стандарту ISO 9001;
- Лицензия ФСБ на осуществление работ с использованием сведений, составляющих государственную тайну;
- Поставка специализированных компонентов (Xilinx, Altera, Analog Devices, Intersil, Interpoint, Microsemi, Aeroflex, Peregrine, Syfer, Eurofarad, Texas Instrument, Miteq, Cobham, E2V, MA-COM, Hittite, Mini-Circuits, General Dynamics и др.);

Помимо этого, одним из направлений компании «ЭлектроПласт» является направление «Источники питания». Мы предлагаем Вам помощь Конструкторского отдела:

- Подбор оптимального решения, техническое обоснование при выборе компонента;
- Подбор аналогов;
- Консультации по применению компонента;
- Поставка образцов и прототипов;
- Техническая поддержка проекта;
- Защита от снятия компонента с производства.



Как с нами связаться

Телефон: 8 (812) 309 58 32 (многоканальный)

Факс: 8 (812) 320-02-42

Электронная почта: org@eplast1.ru

Адрес: 198099, г. Санкт-Петербург, ул. Калинина, дом 2, корпус 4, литера А.