

Power PCB Relay Card E

- 1 pole 8A, 1 form C (CO) or 1 form A (NO) contact
- 4kV coil-contact
- Vertical and horizontal version
- Wash tight
- RoHS compliant (Directive 2011/65/EC)



Typical applications
I/O modules, heating control, timers



Approvals
VDE Cert. No. 5146 (not for AgSnO version), UL E214025
Technical data of approved types on request

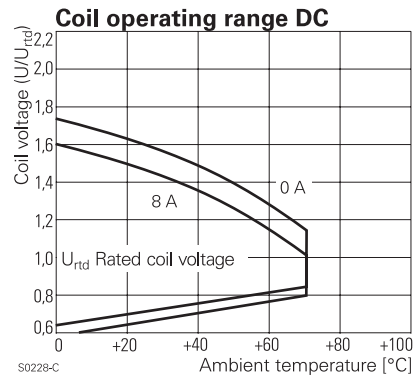
Contact Data	8A	5A	bifurcated
Contact arrangement	1 form C (CO) or 1 form A (NO)		
Rated voltage	250VAC		
Max. switching voltage	400VAC		
Rated current	8A	5A	5A
Limiting making current, max 4 s, duty factor 10%	15A	-	-
Breaking capacity max.	2000VA	1250VA	1250VA
Contact material	AgSnO, AgNi20	AgNi0.15	AgNi0.15
Contact style	single contact	single contact	bifurcated contact
Frequency of operation, with/without load	360/72000h ⁻¹		
Operate/release time typ.	7/3ms		
Bounce time typ., form A/form B	0.5/3ms		

Contact ratings	Type	Contact	Load	Cycles
IEC61810				
AgCdO	C (CO)	8A, 250VAC, resistive, 70°C		20x10 ³
AgNi20	C (CO)	8A, 250VAC, resistive 70°C		20x10 ³
AgNi20	A (NO)	8A, 250VAC, resistive, 70°C		30x10 ³
AgNi0.15	A (NO)	5A, 250VAC, resistive, 70°C		20x10 ³
UL508				
Series A101:	C (CO)	8A, 250VAC, general purpose, 70°C		6x10 ³
Series A201:	C (CO)	8A, 250VAC, general purpose, 70°C		6x10 ³
Series A901:	C (CO)	10A, 250VAC, general purpose, 70°C		6x10 ³
Mechanical endurance	>20x10 ⁶ operations			

Coil Data
Coil voltage range 6 to 110VDC

Coil code	Rated voltage VDC	Operate voltage VDC	Release voltage VDC	Coil resistance Ω±15% ¹⁾	Rated coil power mW
008	5	3.5	0.5	46 ¹⁾	543
001	6	4.2	0.6	80 ¹⁾	450
002	12	8.3	1.2	330 ¹⁾	436
006	24	16.8	2.4	1200	480
013	48	33.6	4.8	4700	490
023	60	42.0	6.0	7200	500
028	110	77.0	11.0	23400	517

1) Coil resistance ±10%.
All figures are given for coil without pre-energization, at ambient temperature +23°C.
Other coil voltages on request.



Insulation Data	
Initial dielectric strength	
between open contacts	1000V _{rms}
between contact and coil	4000V _{rms}
Clearance/creepage	
between contact and coil	≥4/4mm
Material group of insulation parts	IIla
Tracking index of relay base	PTI225V

Other Data

Power PCB Relay Card E (Continued)

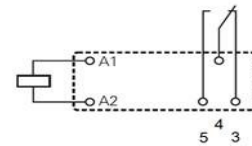
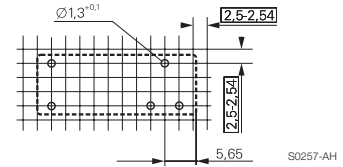
Material compliance: EU RoHS/ELV, China RoHS, REACH, Halogen content refer to the Product Compliance Support Center at www.te.com/customersupport/rohssupportcenter

Ambient temperature	-40 to +70°C
Category of environmental protection	RTIII - wash tight
IEC 61810	PCB-THT
Terminal type	5mm
Mounting distance	14g
Weight	
Resistance to soldering heat THT	260°C/5s
IEC 60068-2-20	
Packaging/unit	tube/20 pcs., box/400 pcs.

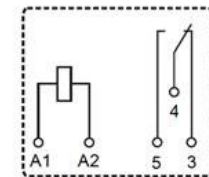
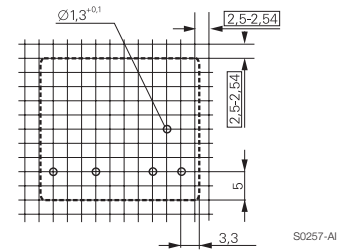
PCB layout / terminal assignment

Bottom view on solder pins

Vertical version

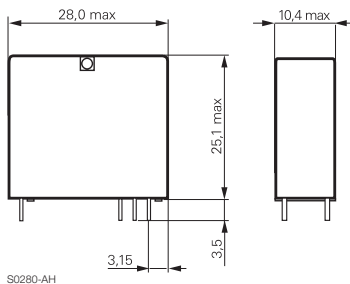


Horizontal version



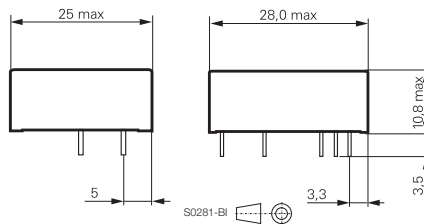
Dimensions

Vertical version



S0280-AH

Horizontal version



S0281-BI

Power PCB Relay Card E (Continued)

Product code structure	Typical product code	V23057	-A	0	006	-A	1	01
Type								
V23057 Power PCB Relay Card E								
Version								
A Horizontal								
B Vertical								
Version								
0 Standard (nature white) 3 nature white (formerly orange ³⁾)								
Coil								
Coil code: please refer to coil versions table								
Contact set								
A Single contact B Bifurcated contact								
Contact material								
1 AgNi 0.15								
2 AgNi 20								
4 AgCdO ²⁾								
9 AgSnO								
Contact configuration								
01 1 form C contact (1 CO)								
02 1 form A contact (1 NO)								

2) AgCdO contacts are discontinued (see PCN E-17-015248)

3) Relay color changed from orange to nature white (see PCN P-13-009534)

Product code	Version	Contact arrangement	Contact material	Coil	Approval	Part Number
V23057-A0002-B101	Horizontal	form C (CO) bif. contact	AgNi 0.15	12VDC	VDE, UL	1-1393215-1
V23057-A0006-B101		form C (CO) bif. contact	AgNi 0.15	24VDC	VDE, UL	3-1393215-0
V23057-A0001-A101		1 form C (CO) contact	AgNi 0.15	6VDC	VDE, UL	1393215-1
V23057-A0002-A101		1 form C (CO) contact	AgNi 0.15	12VDC	VDE, UL	1393215-4
V23057-A0002-A102		1 form A (NO) contact	AgNi 0.15	12VDC	VDE	1393215-5
V23057-A0006-A101		1 form C (CO) contact	AgNi 0.15	24VDC	VDE, UL	2-1393215-1
V23057-A0006-A102		1 form A (NO) contact	AgNi 0.15	24VDC	VDE	1415546-6
V23057-A0008-A101		1 form C (CO) contact	AgNi 0.15	5VDC	VDE, UL	3-1393215-4
V23057-A0013-A101		1 form C (CO) contact	AgNi 0.15	48VDC	VDE, UL	3-1393215-8
V23057-A0023-A101		1 form C (CO) contact	AgNi 0.15	60VDC	VDE, UL	5-1393215-5
V23057-A0028-A101		1 form C (CO) contact	AgNi 0.15	110VDC	VDE, UL	5-1393215-9
V23057-B0001-A101	Vertical	1 form C (CO) contact	AgNi 0.15	6VDC	VDE, UL	6-1393215-6
V23057-B0002-A101		1 form C (CO) contact	AgNi 0.15	12VDC	VDE, UL	6-1393215-7
V23057-B0002-A102		1 form A (NO) contact	AgNi 0.15	12VDC	VDE	1415546-8
V23057-B0006-A101		1 form C (CO) contact	AgNi 0.15	24VDC	VDE, UL	7-1393215-5
V23057-B0006-A102		1 form A (NO) contact	AgNi 0.15	24VDC	VDE	7-1393215-9
V23057-B0013-A101		1 form C (CO) contact	AgNi 0.15	48VDC	VDE, UL	9-1393215-4
V23057-B0023-A101		1 form C (CO) contact	AgNi 0.15	60VDC	VDE, UL	1415546-5
V23057-A0002-A201	Horizontal	1 form C (CO) contact	AgNi20	12VDC	VDE, UL	1393215-6
V23057-A0006-A201		1 form C (CO) contact	AgNi20	24VDC	VDE, UL	2-1393215-3
V23057-B0002-A201	Vertical	1 form C (CO) contact	AgNi20	12VDC	VDE, UL	6-1393215-9
V23057-B0006-A201		1 form C (CO) contact	AgNi20	24VDC	VDE, UL	8-1393215-1
V23057-B0006-A202		1 form A (NO) contact	AgNi20	24VDC	VDE	8-1393215-3
V23057-B0023-A201		1 form C (CO) contact	AgNi20	60VDC	VDE, UL	2-1415543-8
V23057-B0028-A201		1 form C (CO) contact	AgNi20	110VDC	VDE, UL	2-1415543-9
V23057-A0001-A901	Horizontal	1 form C (CO) contact	AgSnO	6VDC	UL	2-1415372-1
V23057-A0002-A901		1 form C (CO) contact	AgSnO	12VDC	UL	1-1393215-0
V23057-A0006-A901		1 form C (CO) contact	AgSnO	24VDC	UL	2-1393215-8
V23057-A0013-A901		1 form C (CO) contact	AgSnO	48VDC	UL	4-1393215-2
V23057-B0006-A901	Vertical	1 form C (CO) contact	AgSnO	24VDC	UL	8-1393215-8
V23057-B0023-A901		1 form C (CO) contact	AgSnO	60VDC	UL	1415538-4
V23057-B0028-A901		1 form C (CO) contact	AgSnO	110VDC	UL	1415538-6

This list represents the most common types and does not show all variants covered by this data sheet.

Other types on request



Компания «ЭлектроПласт» предлагает заключение долгосрочных отношений при поставках импортных электронных компонентов на взаимовыгодных условиях!

Наши преимущества:

- Оперативные поставки широкого спектра электронных компонентов отечественного и импортного производства напрямую от производителей и с крупнейших мировых складов;
- Поставка более 17-ти миллионов наименований электронных компонентов;
- Поставка сложных, дефицитных, либо снятых с производства позиций;
- Оперативные сроки поставки под заказ (от 5 рабочих дней);
- Экспресс доставка в любую точку России;
- Техническая поддержка проекта, помощь в подборе аналогов, поставка прототипов;
- Система менеджмента качества сертифицирована по Международному стандарту ISO 9001;
- Лицензия ФСБ на осуществление работ с использованием сведений, составляющих государственную тайну;
- Поставка специализированных компонентов (Xilinx, Altera, Analog Devices, Intersil, Interpoint, Microsemi, Aeroflex, Peregrine, Syfer, Eurofarad, Texas Instrument, Miteq, Cobham, E2V, MA-COM, Hittite, Mini-Circuits, General Dynamics и др.);

Помимо этого, одним из направлений компании «ЭлектроПласт» является направление «Источники питания». Мы предлагаем Вам помощь Конструкторского отдела:

- Подбор оптимального решения, техническое обоснование при выборе компонента;
- Подбор аналогов;
- Консультации по применению компонента;
- Поставка образцов и прототипов;
- Техническая поддержка проекта;
- Защита от снятия компонента с производства.



Как с нами связаться

Телефон: 8 (812) 309 58 32 (многоканальный)

Факс: 8 (812) 320-02-42

Электронная почта: org@eplast1.ru

Адрес: 198099, г. Санкт-Петербург, ул. Калинина, дом 2, корпус 4, литера А.