



■ Features

- Universal AC input / Full range(up to 305VAC)
- Built-in active PFC function
- High efficiency up to 93.5%
- Fanless design, cooling by free air convection
- -55~+70°C wide operating range
- Aluminum case and filling with heat-conducted silicone
- IP65 design, optional IP68 rated model available
- Meet 6KV surge immunity level
- Withstand 10G vibration test
- Operating altitude up to 5000 meters (Note.8)
- Protections: Short circuit / Overload / Over voltage / Over temperature
- 6 years warranty (Note.10)

■ Applications

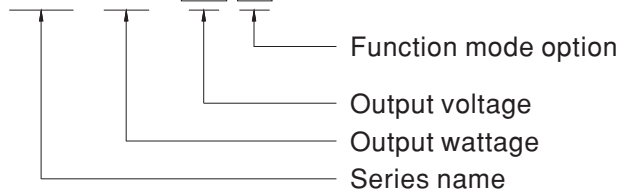
- Outdoor telecommunication equipment
- Outdoor electronic signage and billboard
- Petroleum plant or mine shaft facility

■ Description

HEP-240 is a 240W industrial AC/DC power supply featuring the outstanding capability to operate under a harsh environment with high dust density, humidity, vibration and altitude. The entire series is housed with a robust aluminum case and fully potted with heat-conducted silicone. Thanks to state-of-the-art design, the working efficiency is up to 93.5%, enabling HEP-240, with a fanless design, perfectly work between -55°C and +70°C under free air convection.

■ Model Encoding

HEP - 240 - 15 A



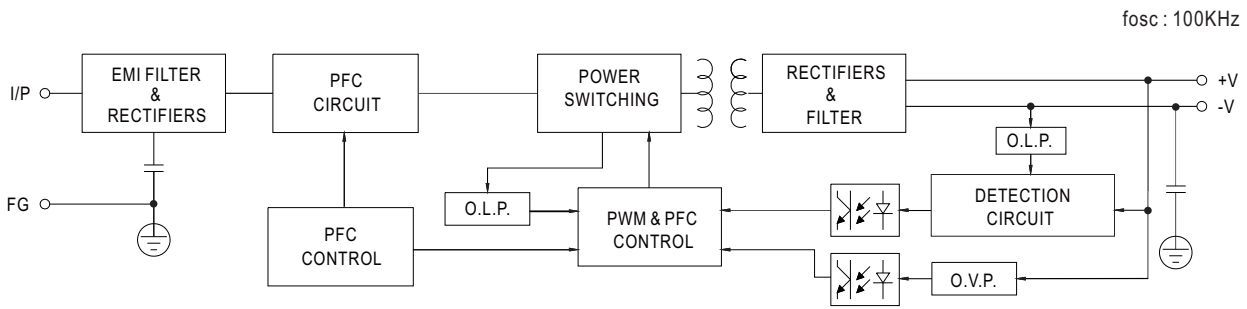
- A : Standard model, IP65, Vo and Io level can be adjusted through internal potentiometer.
- Blank : Optional model, IP68, with fixed Vo and Io level.



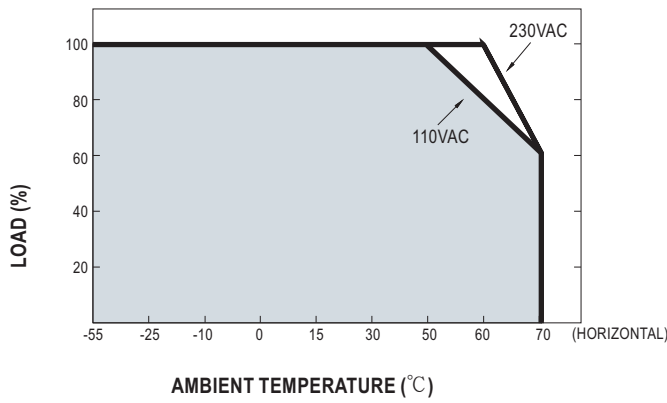
SPECIFICATION

MODEL		HEP-240-12□	HEP-240-15□	HEP-240-24□	HEP-240-36□	HEP-240-48□	HEP-240-54□
OUTPUT	DC VOLTAGE	12V	15V	24V	36V	48V	54V
	RATED CURRENT	16A	15A	10A	6.7A	5A	4.45A
	RATED POWER	192W	225W	240W	241.2W	240W	240.3W
	RIPPLE & NOISE (max.) Note.2	150mVp-p	150mVp-p	150mVp-p	250mVp-p	250mVp-p	350mVp-p
	VOLTAGE ADJ. RANGE Note.5	11.2 ~ 12.8V	14 ~ 16V	22.4 ~ 25.6V	33.5 ~ 38.5V	44.8 ~ 51.2V	50 ~ 57V
	CURRENT ADJ. RANGE	Can be adjusted by internal potentiometer for A type only					
		8 ~ 16A	7.5 ~ 15A	5 ~ 10A	3.3 ~ 6.7A	2.5 ~ 5A	2.23 ~ 4.45A
	VOLTAGE TOLERANCE Note.3	±2.5%	±2.0%	±1.0%	±1.0%	±1.0%	±1.0%
	LINE REGULATION	±0.5%	±0.5%	±0.5%	±0.5%	±0.5%	±0.5%
	LOAD REGULATION	±2.0%	±1.5%	±0.5%	±0.5%	±0.5%	±0.5%
SETUP, RISE TIME Note.6	1000ms,80ms/115VAC 500ms,80ms/230VAC at full load						
HOLD UP TIME (Typ.)	15ms at full load 230VAC /115VAC						
INPUT	VOLTAGE RANGE Note.4	90 ~ 305VAC 127 ~ 431VDC					
	FREQUENCY RANGE	47 ~ 63Hz					
	POWER FACTOR (Typ.)	PF>0.98/115VAC, PF>0.95/230VAC, PF>0.92/277VAC at full load					
	EFFICIENCY (Typ.)	90%	90%	92.5%	92.5%	93%	93.5%
	AC CURRENT (Typ.)	12V	2A / 115VAC	1.05A / 230VAC	0.9A/277VAC		
		15~54V	2.5A / 115VAC	1.3A / 230VAC	1.1A/277VAC		
INRUSH CURRENT(Typ.)	COLD START 75A at 230VAC						
LEAKAGE CURRENT	<0.75mA / 277VAC						
PROTECTION	OVER CURRENT	105 ~ 125%					
		Protection type : Constant current limiting, recovers automatically after fault condition is removed					
	SHORT CIRCUIT	Constant current limiting, recovers automatically after fault condition is removed					
	OVER VOLTAGE	13.5 ~ 18V	17.5 ~ 21.5V	27 ~ 34V	43 ~ 49V	55 ~ 63V	60 ~ 67V
	Protection type : Shut down and latch off o/p voltage, re-power on to recover						
OVER TEMPERATURE	Shut down o/p voltage, recovers automatically after temperature goes down						
ENVIRONMENT	WORKING TEMP.	-55 ~ +70°C (Refer to "Derating Curve")					
	WORKING HUMIDITY	20 ~ 95% RH non-condensing					
	STORAGE TEMP., HUMIDITY	-60 ~ +80°C, 10 ~ 95% RH					
	TEMP. COEFFICIENT	±0.03%/°C (0 ~ 60°C)					
	VIBRATION	20 ~ 500Hz, 10G 12min./1cycle, period for 72min. each along X, Y, Z axes					
SAFETY & EMC	SAFETY STANDARDS	UL60950-1, IP65 (or IP68 for HEP-240 Blank-Type) approved ; design refer to TUV EN60950-1					
	WITHSTAND VOLTAGE	I/P-O/P:3.75KVAC I/P-FG:2KVAC O/P-FG:1.5KVAC					
	ISOLATION RESISTANCE	I/P-O/P, I/P-FG, O/P-FG:100M Ohms / 500VDC / 25°C / 70% RH					
	EMC EMISSION	Compliance to EN55022 (CISPR22) Class B, EN61000-3-2,-3					
	EMC IMMUNITY	Compliance to EN61000-4-2,3,4,5,6,8,11, EN55024, light industry level (surge 6KV), criteria A					
OTHERS	MTBF	171.3K hrs min. MIL-HDBK-217F (25°C)					
	DIMENSION	244.2*68*38.8mm (L*W*H)					
	PACKING	1.3Kg; 12pcs/16.6Kg/0.84CUFT					
NOTE	<ol style="list-style-type: none"> All parameters NOT specially mentioned are measured at 230VAC input, rated load and 25°C of ambient temperature. Ripple & noise are measured at 20MHz of bandwidth by using a 12" twisted pair-wire terminated with a 0.1uf & 47uf parallel capacitor. Tolerance : includes set up tolerance, line regulation and load regulation. Derating may be needed under low input voltages. Please check the static characteristics for more details. A-Type only. Length of set up time is measured at cold first start. Turning ON/OFF the power supply may lead to increase of the set up time. The power supply is considered as a component that will be operated in combination with final equipment. Since EMC performance will be affected by the complete installation, the final equipment manufacturers must re-qualify EMC Directive on the complete installation again. The ambient temperature derating of 3.5°C/1000m is needed for operating altitude greater than 2000m(6500ft). The water protection level test for the IP68 rating is performed 1000mm below the surface of the water for 1 month. Refer to warranty statement. 						

■ Block Diagram



■ Derating Curve



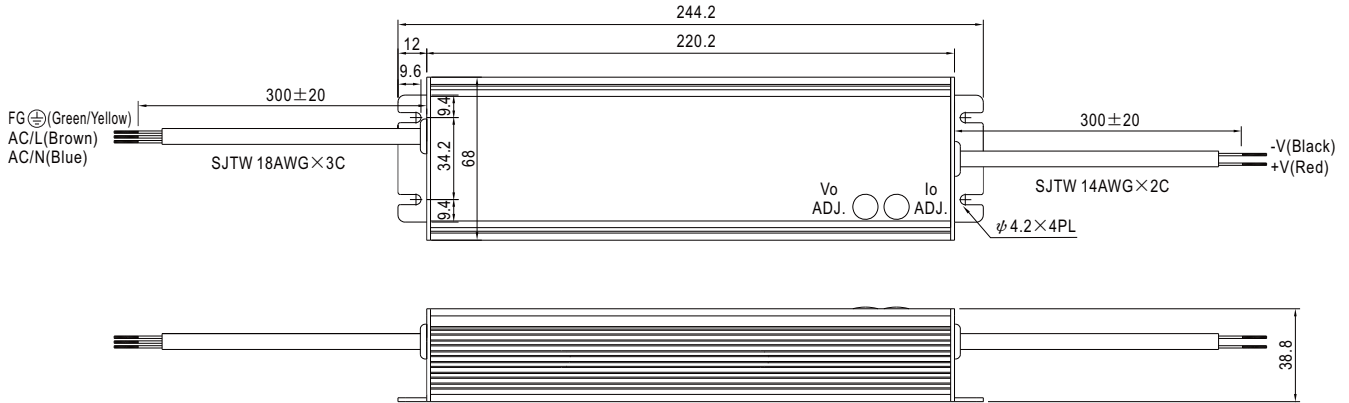
■ Static Characteristics



Mechanical Specification

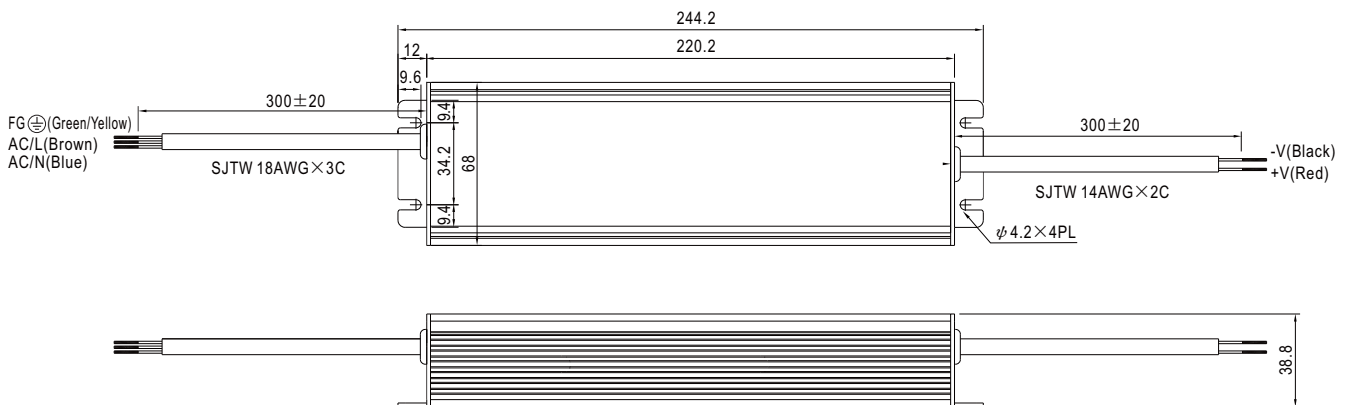
Case No.994H Unit:mm

A-Type: HEP-240-A(standard model)



※ IP65 rated. Output voltage and constant current level can be adjusted through internal potentiometer.
(Can access by removing the rubber stopper on the case.)

Blank-Type: HEP-240(optional model)



※IP68 rated. Cable for I/O connection.

Installation Manual

Please refer to : <http://www.meanwell.com/webnet/search/InstallationSearch.html>



Компания «ЭлектроПласт» предлагает заключение долгосрочных отношений при поставках импортных электронных компонентов на взаимовыгодных условиях!

Наши преимущества:

- Оперативные поставки широкого спектра электронных компонентов отечественного и импортного производства напрямую от производителей и с крупнейших мировых складов;
- Поставка более 17-ти миллионов наименований электронных компонентов;
- Поставка сложных, дефицитных, либо снятых с производства позиций;
- Оперативные сроки поставки под заказ (от 5 рабочих дней);
- Экспресс доставка в любую точку России;
- Техническая поддержка проекта, помощь в подборе аналогов, поставка прототипов;
- Система менеджмента качества сертифицирована по Международному стандарту ISO 9001;
- Лицензия ФСБ на осуществление работ с использованием сведений, составляющих государственную тайну;
- Поставка специализированных компонентов (Xilinx, Altera, Analog Devices, Intersil, Interpoint, Microsemi, Aeroflex, Peregrine, Syfer, Eurofarad, Texas Instrument, Miteq, Cobham, E2V, MA-COM, Hittite, Mini-Circuits, General Dynamics и др.);

Помимо этого, одним из направлений компании «ЭлектроПласт» является направление «Источники питания». Мы предлагаем Вам помощь Конструкторского отдела:

- Подбор оптимального решения, техническое обоснование при выборе компонента;
- Подбор аналогов;
- Консультации по применению компонента;
- Поставка образцов и прототипов;
- Техническая поддержка проекта;
- Защита от снятия компонента с производства.



Как с нами связаться

Телефон: 8 (812) 309 58 32 (многоканальный)

Факс: 8 (812) 320-02-42

Электронная почта: org@eplast1.ru

Адрес: 198099, г. Санкт-Петербург, ул. Калинина, дом 2, корпус 4, литера А.