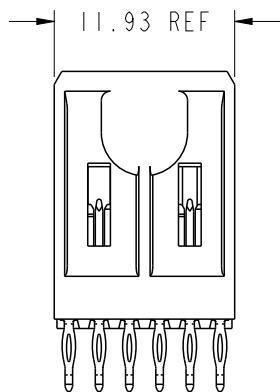
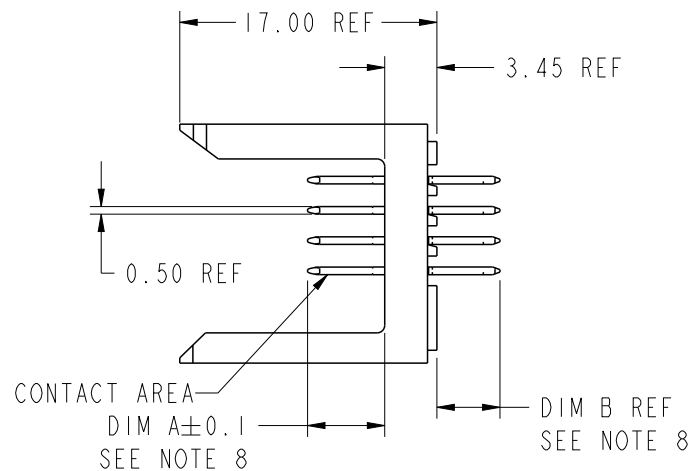
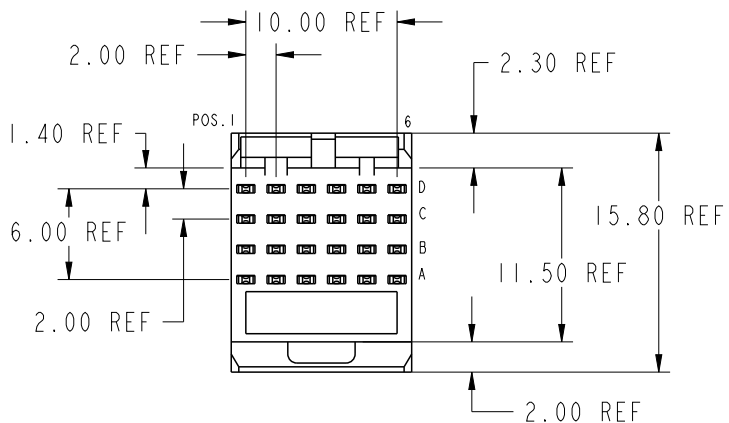


PRODUCT NUMBER

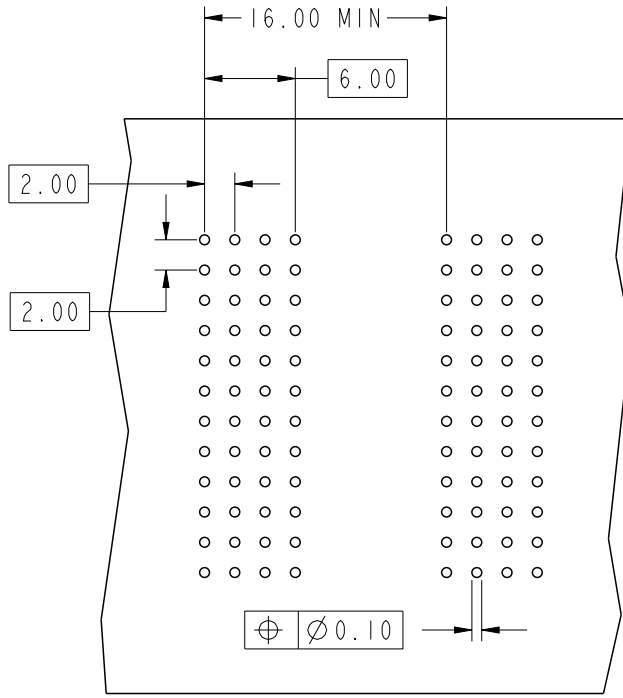
70232-XYLFF



PLATING IN CONTACT AREA		
DASH NUMBER	PERFORMANCE LEVEL	NOTES
-AYYLF	TELCORDIA CO	SEE NOTE 10
-NIYYLF	TELCORDIA CO (NXT) IEC CLASS I	SEE NOTE 10
-N5YYLF	TELCORDIA UE (NXT)	SEE NOTE 10
-IYYLF	TELCORDIA CO IEC CLASS I	SEE NOTE 10
-2YYLF	TELECOM CLASS	SEE NOTE 10
-5YYLF	TELCORDIA UE	SEE NOTE 10



spec ref *		dr Terran Huang		2010/07/08		projection		size A4		scale 2:1			
tolerance std ASME Y14.5		eng Narayanan, Aru		2018/06/01				mm		ecn no ELX-I-30217-1			
TOLERANCES UNLESS OTHERWISE SPECIFIED		chr -		-						rel level Released			
surface		appr K-Paul Biju		2018/06/01		product family METRAL		rev		70232			
ASME Y14.5		linear		0.X ±0.3				Amphenol FCI		title METRAL SIGNAL HEADER I MOD, 4 ROW PRESS-FIT		www.fci.com	
				0.XX ±0.13									
				0.XXX ±0.051									
		angular		0° ±2°		cat. no. *		Product - Customer Drw		sheet 1 of 8			



REQUIRED PC BOARD LAYOUT
COMPONENT SIDE

KEY		
CODE	DIMENSIONS	
	DIM "A" MATE	DIM "B" TAIL
1	5.00	4.30
2	5.75	4.30
3	6.50	4.30
4	7.25	4.30
5	5.00	13.60
6	5.75	13.60
7	6.50	13.60
8	7.25	13.60
9	5.00	17.00
10	5.75	17.00
11	6.50	17.00
12	7.25	17.00
13	8.25	4.30
14	8.25	13.60
15	8.25	17.00
19	8.00	4.30
20	8.00	13.60
21	8.00	17.00

NOTE:
1. MIN PCB THICKNESS = 1.6mm

SEE PRINT 58351 FOR
ADDITIONAL PCB INFORMATION

spec ref	*	dr	Terran Huang	2010/07/08	projection 	mm 	size	A4	scale	2:1
tolerance std	TOLERANCES UNLESS OTHERWISE SPECIFIED	eng	Narayanan, Aru	2018/06/01			ecn no	ELX-I-30217-1		
ASME Y14.5		chr	-	-				rel level	Released	
surface	3.200 linear	appr	K-Paul Biju	2018/06/01	product family	METRAL		rev	AR	
ASME Y14.5	angular	Amphenol FCi www.fci.com		title	METRAL SIGNAL HEADER		dwg no	70232		
		0.X	±0.3		1 MOD, 4 ROW PRESS-FIT	cat. no.	-	Product - Customer Drw	sheet 2 of 8	
		0.XX	±0.13							
		0.XXX	±0.051							
		0°	±2°							

A

B

C

D

METRAL P/N	ROW	CONTACT CODE MOD. I					
		1	2	3	4	5	6
70232-X10LF	D	1	1	1	1	1	1
	C	2	2	2	2	2	2
	B	2	2	2	2	2	2
	A	3	3	3	3	3	3

METRAL P/N	ROW	CONTACT CODE MOD. I					
		1	2	3	4	5	6
70232-X14LF	D	4	4	4	4	4	4
	C	3	3	3	3	3	3
	B	3	3	3	3	3	3
	A	4	4	4	4	4	4

METRAL P/N	ROW	CONTACT CODE MOD. I					
		1	2	3	4	5	6
70232-X18LF	D	3	3	3	3	3	3
	C	1	1	1	1	1	1
	B	1	1	1	1	1	1
	A	1	1	1	1	1	1

METRAL P/N	ROW	CONTACT CODE MOD. I					
		1	2	3	4	5	6
70232-X22LF	D	5	5	5	5	5	5
	C	5	5	5	5	5	5
	B	5	5	5	5	5	5
	A	7	7	7	7	7	7

METRAL P/N	ROW	CONTACT CODE MOD. I					
		1	2	3	4	5	6
70232-X26LF	D	6	6	6	6	6	6
	C	6	6	6	6	6	6
	B	6	6	6	6	6	6
	A	6	6	6	6	6	6

METRAL P/N	ROW	CONTACT CODE MOD. I					
		1	2	3	4	5	6
70232-X11LF	D	1	1	1	1	1	1
	C	1	1	1	1	1	1
	B	1	1	1	1	1	1
	A	1	1	1	1	1	1

METRAL P/N	ROW	CONTACT CODE MOD. I					
		1	2	3	4	5	6
70232-X15LF	D	3	3	3	3	3	3
	C	3	3	3	3	3	3
	B	3	3	3	3	3	3
	A	3	3	3	3	3	3

METRAL P/N	ROW	CONTACT CODE MOD. I					
		1	2	3	4	5	6
70232-X19LF	D	4	4	4	4	4	4
	C	4	4	4	4	4	4
	B	4	4	4	4	4	4
	A	4	4	4	4	4	4

METRAL P/N	ROW	CONTACT CODE MOD. I					
		1	2	3	4	5	6
70232-X23LF	D	7	7	7	7	7	7
	C	6	6	6	6	6	6
	B	6	6	6	6	6	6
	A	7	7	7	7	7	7

METRAL P/N	ROW	CONTACT CODE MOD. I					
		1	2	3	4	5	6
70232-X27LF	D	7	7	7	7	7	7
	C	6	6	6	6	6	6
	B	6	6	6	6	6	6
	A	5	5	5	5	5	5

METRAL P/N	ROW	CONTACT CODE MOD. I					
		1	2	3	4	5	6
70232-X12LF	D	1	1	1	1	1	1
	C	1	1	1	1	1	1
	B	1	1	1	1	1	1
	A	3	3	3	3	3	3

METRAL P/N	ROW	CONTACT CODE MOD. I					
		1	2	3	4	5	6
70232-X16LF	D	2	2	2	2	2	2
	C	2	2	2	2	2	2
	B	2	2	2	2	2	2
	A	2	2	2	2	2	2

METRAL P/N	ROW	CONTACT CODE MOD. I					
		1	2	3	4	5	6
70232-X20LF	D	5	5	5	5	5	5
	C	6	6	6	6	6	6
	B	6	6	6	6	6	6
	A	7	7	7	7	7	7

METRAL P/N	ROW	CONTACT CODE MOD. I					
		1	2	3	4	5	6
70232-X24LF	D	8	8	8	8	8	8
	C	7	7	7	7	7	7
	B	7	7	7	7	7	7
	A	8	8	8	8	8	8

METRAL P/N	ROW	CONTACT CODE MOD. I					
		1	2	3	4	5	6
70232-X28LF	D	7	7	7	7	7	7
	C	5	5	5	5	5	5
	B	5	5	5	5	5	5
	A	5	5	5	5	5	5

METRAL P/N	ROW	CONTACT CODE MOD. I					
		1	2	3	4	5	6
70232-X13LF	D	3	3	3	3	3	3
	C	2	2	2	2	2	2
	B	2	2	2	2	2	2
	A	3	3	3	3	3	3

METRAL P/N	ROW	CONTACT CODE MOD. I					
		1	2	3	4	5	6
70232-X17LF	D	3	3	3	3	3	3
	C	2	2	2	2	2	2
	B	2	2	2	2	2	2
	A	1	1	1	1	1	1

METRAL P/N	ROW	CONTACT CODE MOD. I					
		1	2	3	4	5	6
70232-X21LF	D	5	5	5	5	5	5
	C	5	5	5	5	5	5
	B	5	5	5	5	5	5
	A	5	5	5	5	5	5

METRAL P/N	ROW	CONTACT CODE MOD. I					
		1	2	3	4	5	6
70232-X25LF	D	7	7	7	7	7	7
	C	7	7	7	7	7	7
	B	7	7	7	7	7	7
	A	7	7	7	7	7	7

METRAL P/N	ROW	CONTACT CODE MOD. I					
		1	2	3	4	5	6
70232-X29LF	D	8	8	8	8	8	8
	C	8	8	8	8	8	8
	B	8	8	8	8	8	8
	A	8	8	8	8	8	8

spec ref	*	dr	Terran Huang	2010/07/08	projection	mm	size	A4	scale	1:1	
tolerance std	ASME Y14.5	eng	Narayanan, Aru	2018/06/01			ecn no	ELX-I-30217-1			
TOLERANCES UNLESS OTHERWISE SPECIFIED		chr	-	-			rel level	Released			
surface	3.200 inear	appr	K-Paul Biju	2018/06/01	product family		METRAL		rev	AR	
ASME Y14.5	angular	0°	±2°	0.X	±0.3	0.XX	±0.13	0.XXX	±0.051		
		Amphenol FCI		title		METRAL SIGNAL HEADER			dwg no		70232
		www.fci.com		cat. no.		-			Product - Customer Drw		sheet 3 of 8

METRAL P/N	ROW	CONTACT CODE MOD. I					
		1	2	3	4	5	6
70232-X34LF	D	9	9	9	9	9	9
	C	10	10	10	10	10	10
	B	10	10	10	10	10	10
	A	11	11	11	11	11	11

METRAL P/N	ROW	CONTACT CODE MOD. I					
		1	2	3	4	5	6
70232-X34LF	D	12	12	12	12	12	12
	C	11	11	11	11	11	11
	B	11	11	11	11	11	11
	A	12	12	12	12	12	12

METRAL P/N	ROW	CONTACT CODE MOD. I					
		1	2	3	4	5	6
70232-X38LF	D	11	11	11	11	11	11
	C	9	9	9	9	9	9
	B	9	9	9	9	9	9
	A	9	9	9	9	9	9

METRAL P/N	ROW	CONTACT CODE MOD. I					
		1	2	3	4	5	6
70232-X42LF	D	1	1	1	1	1	1
	C	1	1	1	1	1	1
	B	1	1	1	1	1	1
	A	2	2	2	2	2	2

METRAL P/N	ROW	CONTACT CODE MOD. I					
		1	2	3	4	5	6
70232-X46LF	D	19	19	19	19	19	19
	C	3	3	3	3	3	3
	B	3	3	3	3	3	3
	A	3	3	3	3	3	3

METRAL P/N	ROW	CONTACT CODE MOD. I					
		1	2	3	4	5	6
70232-X31LF	D	9	9	9	9	9	9
	C	9	9	9	9	9	9
	B	9	9	9	9	9	9
	A	9	9	9	9	9	9

METRAL P/N	ROW	CONTACT CODE MOD. I					
		1	2	3	4	5	6
70232-X35LF	D	11	11	11	11	11	11
	C	11	11	11	11	11	11
	B	11	11	11	11	11	11
	A	11	11	11	11	11	11

METRAL P/N	ROW	CONTACT CODE MOD. I					
		1	2	3	4	5	6
70232-X39LF	D	12	12	12	12	12	12
	C	12	12	12	12	12	12
	B	12	12	12	12	12	12
	A	12	12	12	12	12	12

METRAL P/N	ROW	CONTACT CODE MOD. I					
		1	2	3	4	5	6
70232-X43LF	D	13	13	13	13	13	13
	C	3	3	3	3	3	3
	B	3	3	3	3	3	3
	A	3	3	3	3	3	3

METRAL P/N	ROW	CONTACT CODE MOD. I					
		1	2	3	4	5	6
70232-X47LF	D	4	4	4	4	4	4
	C	4	4	4	4	4	4
	B	13	13	13	13	13	13
	A	13	13	13	13	13	13

METRAL P/N	ROW	CONTACT CODE MOD. I					
		1	2	3	4	5	6
70232-X32LF	D	9	9	9	9	9	9
	C	9	9	9	9	9	9
	B	9	9	9	9	9	9
	A	11	11	11	11	11	11

METRAL P/N	ROW	CONTACT CODE MOD. I					
		1	2	3	4	5	6
70232-X36LF	D	10	10	10	10	10	10
	C	10	10	10	10	10	10
	B	10	10	10	10	10	10
	A	10	10	10	10	10	10

METRAL P/N	ROW	CONTACT CODE MOD. I					
		1	2	3	4	5	6
70232-X40LF	D	2	2	2	2	2	2
	C	2	2	2	2	2	2
	B	4	4	4	4	4	4
	A	2	2	2	2	2	2

METRAL P/N	ROW	CONTACT CODE MOD. I					
		1	2	3	4	5	6
70232-X44LF	D	2	2	2	2	2	2
	C	3	3	3	3	3	3
	B	4	4	4	4	4	4
	A	3	3	3	3	3	3

METRAL P/N	ROW	CONTACT CODE MOD. I					
		1	2	3	4	5	6
70232-X48LF	D	19	19	19	19	19	19
	C	19	19	19	19	19	19
	B	19	19	19	19	19	19
	A	19	19	19	19	19	19

METRAL P/N	ROW	CONTACT CODE MOD. I					
		1	2	3	4	5	6
70232-X33LF	D	11	11	11	11	11	11
	C	10	10	10	10	10	10
	B	10	10	10	10	10	10
	A	11	11	11	11	11	11

METRAL P/N	ROW	CONTACT CODE MOD. I					
		1	2	3	4	5	6
70232-X37LF	D	11	11	11	11	11	11
	C	10	10	10	10	10	10
	B	10	10	10	10	10	10
	A	9	9	9	9	9	9

METRAL P/N	ROW	CONTACT CODE MOD. I					
		1	2	3	4	5	6
70232-X41LF	D	2	2	2	2	2	2
	C	2	2	2	2	2	2
	B	2	2	2	2	2	2
	A	4	4	4	4	4	4

METRAL P/N	ROW	CONTACT CODE MOD. I					
		1	2	3	4	5	6
70232-X45LF	D	1	1	1	1	1	1
	C	2	2	2	2	2	2
	B	3	3	3	3	3	3
	A	4	4	4	4	4	4

METRAL P/N	ROW	CONTACT CODE MOD. I					
		1	2	3	4	5	6
70232-X49LF	D	4	4	4	4	4	4
	C	3	3	3	3	3	3
	B	3	3	3	3	3	3
	A	3	3	3	3	3	3

spec ref *		dr Terran Huang 2010/07/08		projection		size A4		scale 1:1	
tolerance std ASME Y14.5		eng Narayanan, Aru 2018/06/01				mm		ecn no ELX-I-30217-1	
TOLERANCES UNLESS OTHERWISE SPECIFIED		chr -							
ASME Y14.5		appr K-Paul Biju 2018/06/01		product family METRAL		rel level Released			
surface 3.200 inear		0.X ±0.3			title METRAL SIGNAL HEADER		dwg no 70232		rev AR
ASME Y14.5		0.XX ±0.13	www.fci.com		1 MOD, 4 ROW PRESS-FIT				
angular 0° ±2°				cat. no. -		Product - Customer Drw		sheet 4 of 8	

METRAL P/N	ROW	CONTACT CODE MOD. I					
		1	2	3	4	5	6
70232-X50LF	D	6	6	6	6	6	6
	C	6	6	6	6	6	6
	B	8	8	8	8	8	8
	A	6	6	6	6	6	6

METRAL P/N	ROW	CONTACT CODE MOD. I					
		1	2	3	4	5	6
70232-X54LF	D	6	6	6	6	6	6
	C	7	7	7	7	7	7
	B	8	8	8	8	8	8
	A	7	7	7	7	7	7

METRAL P/N	ROW	CONTACT CODE MOD. I					
		1	2	3	4	5	6
70232-X58LF	D	20	20	20	20	20	20
	C	20	20	20	20	20	20
	B	20	20	20	20	20	20
	A	20	20	20	20	20	20

METRAL P/N	ROW	CONTACT CODE MOD. I					
		1	2	3	4	5	6
70232-X62LF	D	9	9	9	9	9	9
	C	9	9	9	9	9	9
	B	9	9	9	9	9	9
	A	10	10	10	10	10	10

METRAL P/N	ROW	CONTACT CODE MOD. I					
		1	2	3	4	5	6
70232-X66LF	D	21	21	21	21	21	21
	C	11	11	11	11	11	11
	B	11	11	11	11	11	11
	A	11	11	11	11	11	11

METRAL P/N	ROW	CONTACT CODE MOD. I					
		1	2	3	4	5	6
70232-X51LF	D	6	6	6	6	6	6
	C	6	6	6	6	6	6
	B	6	6	6	6	6	6
	A	8	8	8	8	8	8

METRAL P/N	ROW	CONTACT CODE MOD. I					
		1	2	3	4	5	6
70232-X55LF	D	5	5	5	5	5	5
	C	6	6	6	6	6	6
	B	7	7	7	7	7	7
	A	8	8	8	8	8	8

METRAL P/N	ROW	CONTACT CODE MOD. I					
		1	2	3	4	5	6
70232-X59LF	D	8	8	8	8	8	8
	C	7	7	7	7	7	7
	B	7	7	7	7	7	7
	A	7	7	7	7	7	7

METRAL P/N	ROW	CONTACT CODE MOD. I					
		1	2	3	4	5	6
70232-X63LF	D	15	15	15	15	15	15
	C	11	11	11	11	11	11
	B	11	11	11	11	11	11
	A	11	11	11	11	11	11

METRAL P/N	ROW	CONTACT CODE MOD. I					
		1	2	3	4	5	6
70232-X67LF	D	12	12	12	12	12	12
	C	12	12	12	12	12	12
	B	15	15	15	15	15	15
	A	15	15	15	15	15	15

METRAL P/N	ROW	CONTACT CODE MOD. I					
		1	2	3	4	5	6
70232-X52LF	D	5	5	5	5	5	5
	C	5	5	5	5	5	5
	B	5	5	5	5	5	5
	A	6	6	6	6	6	6

METRAL P/N	ROW	CONTACT CODE MOD. I					
		1	2	3	4	5	6
70232-X56LF	D	20	20	20	20	20	20
	C	7	7	7	7	7	7
	B	7	7	7	7	7	7
	A	7	7	7	7	7	7

METRAL P/N	ROW	CONTACT CODE MOD. I					
		1	2	3	4	5	6
70232-X60LF	D	10	10	10	10	10	10
	C	10	10	10	10	10	10
	B	12	12	12	12	12	12
	A	10	10	10	10	10	10

METRAL P/N	ROW	CONTACT CODE MOD. I					
		1	2	3	4	5	6
70232-X64LF	D	10	10	10	10	10	10
	C	11	11	11	11	11	11
	B	12	12	12	12	12	12
	A	11	11	11	11	11	11

METRAL P/N	ROW	CONTACT CODE MOD. I					
		1	2	3	4	5	6
70232-X68LF	D	21	21	21	21	21	21
	C	21	21	21	21	21	21
	B	21	21	21	21	21	21
	A	21	21	21	21	21	21

METRAL P/N	ROW	CONTACT CODE MOD. I					
		1	2	3	4	5	6
70232-X53LF	D	14	14	14	14	14	14
	C	7	7	7	7	7	7
	B	7	7	7	7	7	7
	A	7	7	7	7	7	7

METRAL P/N	ROW	CONTACT CODE MOD. I					
		1	2	3	4	5	6
70232-X57LF	D	8	8	8	8	8	8
	C	8	8	8	8	8	8
	B	14	14	14	14	14	14
	A	14	14	14	14	14	14

METRAL P/N	ROW	CONTACT CODE MOD. I					
		1	2	3	4	5	6
70232-X61LF	D	10	10	10	10	10	10
	C	10	10	10	10	10	10
	B	10	10	10	10	10	10
	A	12	12	12	12	12	12

METRAL P/N	ROW	CONTACT CODE MOD. I					
		1	2	3	4	5	6
70232-X65LF	D	9	9	9	9	9	9
	C	10	10	10	10	10	10
	B	11	11	11	11	11	11
	A	12	12	12	12	12	12

METRAL P/N	ROW	CONTACT CODE MOD. I					
		1	2	3	4	5	6
70232-X69LF	D	12	12	12	12	12	12
	C	11	11	11	11	11	11
	B	11	11	11	11	11	11
	A	11	11	11	11	11	11

spec ref		*	dr	Terran Huang	2010/07/08	projection	mm	size	A4	scale	1:1
tolerance std	ASME Y14.5		eng	Narayanan, Aru	2018/06/01				ecn no	ELX-I-30217-1	
TOLERANCES UNLESS OTHERWISE SPECIFIED		chr	-	appr	K-Paul Biju		2018/06/01		product family	METRAL	
surface	3.200 ✓	linear	0.X	±0.3		title METRAL SIGNAL HEADER 1 MOD, 4 ROW PRESS-FIT	dwg no 70232 rev AR	www.fci.com		Product - Customer Drw	sheet 5 of 8
		angular	0°	±2°							
			0.XX	±0.13							
	0.XXX	±0.051									

A

B

C

D

METRAL P/N	ROW	CONTACT CODE MOD. I					
		1	2	3	4	5	6
70232-X70LF	D	4	4	4	4	4	4
	C	2	2	2	2	2	2
	B	2	2	2	2	2	2
	A	2	2	2	2	2	2

METRAL P/N	ROW	CONTACT CODE MOD. I					
		1	2	3	4	5	6
70232-X74LF	D	2	2	2	2	2	2
	C	3	3	3	3	3	3
	B	3	3	3	3	3	3
	A	3	3	3	3	3	3

METRAL P/N	ROW	CONTACT CODE MOD. I					
		1	2	3	4	5	6
70232-X78LF	D	1	1	1	1	1	1
	C	1	1	1	1	1	1
	B	3	3	3	3	3	3
	A	1	1	1	1	1	1

METRAL P/N	ROW	CONTACT CODE MOD. I					
		1	2	3	4	5	6
70232-X82LF	D	6	6	6	6	6	6
	C	8	8	8	8	8	8
	B	8	8	8	8	8	8
	A	20	20	20	20	20	20

METRAL P/N	ROW	CONTACT CODE MOD. I					
		1	2	3	4	5	6
70232-X86LF	D	20	20	20	20	20	20
	C	5	5	5	5	5	5
	B	5	5	5	5	5	5
	A	20	20	20	20	20	20

METRAL P/N	ROW	CONTACT CODE MOD. I					
		1	2	3	4	5	6
70232-X71LF	D	3	3	3	3	3	3
	C	3	3	3	3	3	3
	B	1	1	1	1	1	1
	A	3	3	3	3	3	3

METRAL P/N	ROW	CONTACT CODE MOD. I					
		1	2	3	4	5	6
70232-X75LF	D	2	2	2	2	2	2
	C	2	2	2	2	2	2
	B	2	2	2	2	2	2
	A	3	3	3	3	3	3

METRAL P/N	ROW	CONTACT CODE MOD. I					
		1	2	3	4	5	6
70232-X79LF	D	3	3	3	3	3	3
	C	2	2	2	2	2	2
	B	2	2	2	2	2	2
	A	2	2	2	2	2	2

METRAL P/N	ROW	CONTACT CODE MOD. I					
		1	2	3	4	5	6
70232-X83LF	D	6	6	6	6	6	6
	C	7	7	7	7	7	7
	B	6	6	6	6	6	6
	A	7	7	7	7	7	7

METRAL P/N	ROW	CONTACT CODE MOD. I					
		1	2	3	4	5	6
70232-X87LF	D	6	6	6	6	6	6
	C	7	7	7	7	7	7
	B	20	20	20	20	20	20
	A	7	7	7	7	7	7

METRAL P/N	ROW	CONTACT CODE MOD. I					
		1	2	3	4	5	6
70232-X72LF	D	2	2	2	2	2	2
	C	4	4	4	4	4	4
	B	4	4	4	4	4	4
	A	19	19	19	19	19	19

METRAL P/N	ROW	CONTACT CODE MOD. I					
		1	2	3	4	5	6
70232-X76LF	D	19	19	19	19	19	19
	C	1	1	1	1	1	1
	B	1	1	1	1	1	1
	A	19	19	19	19	19	19

METRAL P/N	ROW	CONTACT CODE MOD. I					
		1	2	3	4	5	6
70232-X80LF	D	8	8	8	8	8	8
	C	6	6	6	6	6	6
	B	6	6	6	6	6	6
	A	6	6	6	6	6	6

METRAL P/N	ROW	CONTACT CODE MOD. I					
		1	2	3	4	5	6
70232-X84LF	D	6	6	6	6	6	6
	C	7	7	7	7	7	7
	B	7	7	7	7	7	7
	A	7	7	7	7	7	7

METRAL P/N	ROW	CONTACT CODE MOD. I					
		1	2	3	4	5	6
70232-X88LF	D	5	5	5	5	5	5
	C	5	5	5	5	5	5
	B	7	7	7	7	7	7
	A	5	5	5	5	5	5

METRAL P/N	ROW	CONTACT CODE MOD. I					
		1	2	3	4	5	6
70232-X73LF	D	2	2	2	2	2	2
	C	3	3	3	3	3	3
	B	2	2	2	2	2	2
	A	3	3	3	3	3	3

METRAL P/N	ROW	CONTACT CODE MOD. I					
		1	2	3	4	5	6
70232-X77LF	D	2	2	2	2	2	2
	C	3	3	3	3	3	3
	B	19	19	19	19	19	19
	A	3	3	3	3	3	3

METRAL P/N	ROW	CONTACT CODE MOD. I					
		1	2	3	4	5	6
70232-X81LF	D	7	7	7	7	7	7
	C	7	7	7	7	7	7
	B	5	5	5	5	5	5
	A	7	7	7	7	7	7

METRAL P/N	ROW	CONTACT CODE MOD. I					
		1	2	3	4	5	6
70232-X85LF	D	6	6	6	6	6	6
	C	6	6	6	6	6	6
	B	6	6	6	6	6	6
	A	7	7	7	7	7	7

METRAL P/N	ROW	CONTACT CODE MOD. I					
		1	2	3	4	5	6
70232-X89LF	D	7	7	7	7	7	7
	C	6	6	6	6	6	6
	B	6	6	6	6	6	6
	A	6	6	6	6	6	6

spec ref	*	dr	Terran Huang	2010/07/08	projection	mm	size	A4	scale	1:1
tolerance std	ASME Y14.5	eng	Narayanan, Aru	2018/06/01			ecn no	ELX-I-30217-1	rel level	Released
TOLERANCES UNLESS OTHERWISE SPECIFIED		chr	-	-						
surface	3.200 inear	appr	K-Paul Biju	2018/06/01	product family		METRAL		rev	AR
ASME Y14.5	angular	0.X	±0.3	Amphenol FCI	title		METRAL SIGNAL HEADER		dwg no	70232
		0.XX	±0.13		1 MOD, 4 ROW PRESS-FIT		sheet 6 of 8			
		0.XXX	±0.051		cat. no.	-		Product - Customer Drw		
		0°	±2°	www.fci.com						

A

B

C

D

METRAL P/N	ROW	CONTACT CODE MOD. I					
		1	2	3	4	5	6
70232-X90LF	D	12	12	12	12	12	12
	C	10	10	10	10	10	10
	B	10	10	10	10	10	10
	A	10	10	10	10	10	10

METRAL P/N	ROW	CONTACT CODE MOD. I					
		1	2	3	4	5	6
70232-X94LF	D	10	10	10	10	10	10
	C	11	11	11	11	11	11
	B	11	11	11	11	11	11
	A	11	11	11	11	11	11

METRAL P/N	ROW	CONTACT CODE MOD. I					
		1	2	3	4	5	6
70232-X98LF	D	9	9	9	9	9	9
	C	9	9	9	9	9	9
	B	11	11	11	11	11	11
	A	9	9	9	9	9	9

METRAL P/N	ROW	CONTACT CODE MOD. I					
		1	2	3	4	5	6
70232-X102LF	D	6	6	6	6	6	6
	C	6	6	6	6	6	6
	B	20	6	6	6	6	6
	A	7	6	6	6	6	6

METRAL P/N	ROW	CONTACT CODE MOD. I					
		1	2	3	4	5	6
70232-X106LF	D	2	2	2	2	2	2
	C	2	2	2	2	2	2
	B	2	2	2	2	2	2
	A	4	2	2	2	2	2



METRAL P/N	ROW	CONTACT CODE MOD. I					
		1	2	3	4	5	6
70232-X91LF	D	11	11	11	11	11	11
	C	11	11	11	11	11	11
	B	9	9	9	9	9	9
	A	11	11	11	11	11	11

METRAL P/N	ROW	CONTACT CODE MOD. I					
		1	2	3	4	5	6
70232-X95LF	D	10	10	10	10	10	10
	C	10	10	10	10	10	10
	B	10	10	10	10	10	10
	A	11	11	11	11	11	11

METRAL P/N	ROW	CONTACT CODE MOD. I					
		1	2	3	4	5	6
70232-X99LF	D	11	11	11	11	11	11
	C	10	10	10	10	10	10
	B	10	10	10	10	10	10
	A	10	10	10	10	10	10

METRAL P/N	ROW	CONTACT CODE MOD. I					
		1	2	3	4	5	6
70232-X103LF	D	2	1	3	2	2	3
	C	2	1	3	2	2	3
	B	2	1	3	4	4	19
	A	2	1	3	2	2	3

METRAL P/N	ROW	CONTACT CODE MOD. I					
		1	2	3	4	5	6
70232-X92LF	D	10	10	10	10	10	10
	C	12	12	12	12	12	12
	B	12	12	12	12	12	12
	A	21	21	21	21	21	21

METRAL P/N	ROW	CONTACT CODE MOD. I					
		1	2	3	4	5	6
70232-X96LF	D	21	21	21	21	21	21
	C	9	9	9	9	9	9
	B	9	9	9	9	9	9
	A	21	21	21	21	21	21

METRAL P/N	ROW	CONTACT CODE MOD. I					
		1	2	3	4	5	6
70232-X100LF	D	4	3	3	3	3	4
	C	4	3	3	3	3	4
	B	4	3	3	3	3	4
	A	4	3	3	3	3	4

METRAL P/N	ROW	CONTACT CODE MOD. I					
		1	2	3	4	5	6
70232-X104LF	D	1	1	2	2	2	3
	C	1	1	2	2	2	3
	B	2	2	2	4	4	19
	A	2	2	2	2	2	3

METRAL P/N	ROW	CONTACT CODE MOD. I					
		1	2	3	4	5	6
70232-X93LF	D	10	10	10	10	10	10
	C	11	11	11	11	11	11
	B	10	10	10	10	10	10
	A	11	11	11	11	11	11

METRAL P/N	ROW	CONTACT CODE MOD. I					
		1	2	3	4	5	6
70232-X97LF	D	10	10	10	10	10	10
	C	11	11	11	11	11	11
	B	21	21	21	21	21	21
	A	11	11	11	11	11	11

METRAL P/N	ROW	CONTACT CODE MOD. I					
		1	2	3	4	5	6
70232-X101LF	D	8	7	7	7	7	8
	C	8	7	7	7	7	8
	B	8	7	7	7	7	8
	A	8	7	7	7	7	8

METRAL P/N	ROW	CONTACT CODE MOD. I					
		1	2	3	4	5	6
70232-X105LF	D	2	3	2	2	2	2
	C	2	1	2	2	2	2
	B	2	2	2	2	2	2
	A	2	2	2	2	2	2

spec ref	*	dr	Terran Huang	2010/07/08	projection	mm	size	A4	scale	1:1
tolerance std	ASME Y14.5	eng	Narayanan, Aru	2018/06/01			ecn no		ELX-I-30217-1	
TOLERANCES UNLESS OTHERWISE SPECIFIED		chr	-	-			rel level		Released	
surface	3.200 inear	appr	K-Paul Biju	2018/06/01	product family			METRAL		
ASME Y14.5	angular	0.X	±0.3	Amphenol FCI	title			METRAL SIGNAL HEADER		
		0.XX	±0.13		part no			70232		
		0.XXX	±0.051		cat. no.			-		
www.fci.com		Product - Customer Drw			sheet 7 of 8		rev		AR	

PRODUCT NUMBER

70232-XYLFF



NOTES:

1. FOR DIM A AND B SEE SHEET 2 AND UP.
2. BODY MATERIAL: LIQUID CRYSTAL
POLYMER 30 % GLASS.
FLAME RETARDANT ACC. UL 94-V0.
3. PIN MATERIAL:
PHOSPHOR BRONZE.
4. PLATING ON PRESS-FIT TAIL:
70232-XYLFF IS SN (LEAD FREE)
PLATING ON CONTACT AREA CONFORMS TO PERFORMANCE
LEVEL SHOWN IN TABLE.
5. PRODUCT MARKING:
PART NUMBER DESIGNATION & BATCH I.D.
6. ALL PRODUCTS WITH PART NUMBERS SHOWN IN
SUBSEQUENT TABLES WILL BE PACKAGED IN TUBES.
IF TRAY PACKAGING IS REQUIRED, A SUFFIX "P"
WILL BE ADDED TO THE END OF THE PART NUMBER.
EXAMPLE: XXXXX-XXXPLF
7. PRODUCT SPECIFICATION GS-12-180
APPLICATION SPECIFICATION BUS-20-073
8. AFTER INSERTION INTO CIRCUIT BOARD WITH
QUALIFIED TOOL.
9. -A PLATING HAS Au FLASH IN PRESS FIT AREA (LEAD FREE).
10. THE PRODUCTS WHERE THE PART NUMBER ENDS IN LF MEET THE
EUROPEAN UNION DIRECTIVES AND OTHER COUNTRY REGULATIONS
AS DESCRIBED IN GS-22-008.
11. FOR LEAD FREE PART NUMBERS, ADD AN "LF" SUFFIX.
EXAMPLE: 70232-X01LF
12. ALL PRODUCTS EXCEPT THOSE WITH PART NUMBERS CONTAINING
(DRAWING NO.)-N1--- OR (DRAWING NO.)-N5--- WILL WITHSTAND EXPOSURE
TO 260°C FOR 60 SECONDS IN A CONVECTION, INFRA-RED OR
VAPOR PHASE REFLOW OVEN. PART NUMBERS (DRAWING NO.)-N1---
AND (DRAWINGS NO.)-N5--- WILL NOT WITHSTAND REFLOW AND Au CONTACT
SURFACE OF THE CONTACTS SHALL BE EXPOSED TO A MAXIMUM 140°C FOR
NO LONGER THAN 15 SECONDS IN A WAVE SOLDER APPLICATION.

spec ref *		dr Terran Huang		2010/07/08	projection 	mm 	size A4	scale 1:1
tolerance std ASME Y14.5		eng Narayanan, Aru		2018/06/01			ecn no ELX-I-30217-1	
TOLERANCES UNLESS OTHERWISE SPECIFIED		chr -		-			rel level Released	
surface 3.200 linear		0.X	±0.3	Amphenol FCI	product family METRAL	dwg no 70232	rev AR	
		0.XX	±0.13					
		0.XXX	±0.051					
ASME Y14.5 angular		0°	±2°	www.fci.com	cat. no. -	Product - Customer Drw	sheet 8 of 8	



Компания «ЭлектроПласт» предлагает заключение долгосрочных отношений при поставках импортных электронных компонентов на взаимовыгодных условиях!

Наши преимущества:

- Оперативные поставки широкого спектра электронных компонентов отечественного и импортного производства напрямую от производителей и с крупнейших мировых складов;
- Поставка более 17-ти миллионов наименований электронных компонентов;
- Поставка сложных, дефицитных, либо снятых с производства позиций;
- Оперативные сроки поставки под заказ (от 5 рабочих дней);
- Экспресс доставка в любую точку России;
- Техническая поддержка проекта, помощь в подборе аналогов, поставка прототипов;
- Система менеджмента качества сертифицирована по Международному стандарту ISO 9001;
- Лицензия ФСБ на осуществление работ с использованием сведений, составляющих государственную тайну;
- Поставка специализированных компонентов (Xilinx, Altera, Analog Devices, Intersil, Interpoint, Microsemi, Aeroflex, Peregrine, Syfer, Eurofarad, Texas Instrument, Miteq, Cobham, E2V, MA-COM, Hittite, Mini-Circuits, General Dynamics и др.);

Помимо этого, одним из направлений компании «ЭлектроПласт» является направление «Источники питания». Мы предлагаем Вам помощь Конструкторского отдела:

- Подбор оптимального решения, техническое обоснование при выборе компонента;
- Подбор аналогов;
- Консультации по применению компонента;
- Поставка образцов и прототипов;
- Техническая поддержка проекта;
- Защита от снятия компонента с производства.



Как с нами связаться

Телефон: 8 (812) 309 58 32 (многоканальный)

Факс: 8 (812) 320-02-42

Электронная почта: org@eplast1.ru

Адрес: 198099, г. Санкт-Петербург, ул. Калинина, дом 2, корпус 4, литера А.