

PLEASE CHECK WWW.MOLEX.COM FOR LATEST PART INFORMATION

Part Number: [0458302225](#)
Status: **Active**
Description: 1.20mm (.047") by 2.00mm (.079") Pitch HD Mezz™ Plug, 325 Circuits, 10.00mm (.394") Unmated Height, 25 Rows, Tin (Sn) Plating

Documents:

[3D Model](#) [Product Specification PS-45802-001 \(PDF\)](#)
[Drawing \(PDF\)](#) [RoHS Certificate of Compliance \(PDF\)](#)

Agency Certification

CSA LR19980

General

Product Family PCB Headers
 Series 45830
 Application Board-to-Board
 Comments 1.20mm (.047") Pitch Pin-to-Pin and 2.00mm (.079") Pitch Row-to-Row
 Product Name HD Mezz™

Physical

Breakaway No
 Circuits (Loaded) 325
 Circuits (maximum) 325
 Circuits Detail 325
 Color - Resin Black
 Durability (mating cycles max) 100
 First Mate / Last Break No
 Flammability 94V-0
 Glow-Wire Compliant No
 Guide to Mating Part No
 Keying to Mating Part None
 Lock to Mating Part Yes
 Material - Metal High Performance Alloy (HPA)
 Material - Plating Mating Gold
 Material - Plating Termination Tin
 Material - Resin High Temperature Thermoplastic
 Number of Rows 25
 Orientation Vertical
 PCB Locator Yes
 PCB Retention Yes
 Packaging Type Tray
 Pitch - Mating Interface (in) 0.047 In
 Pitch - Mating Interface (mm) 1.20 mm
 Pitch - Term. Interface (in) 0.047 In
 Pitch - Term. Interface (mm) 1.20 mm
 Plating min: Mating (µin) 30
 Plating min: Mating (µm) 0.75
 Plating min: Termination (µin) 100
 Plating min: Termination (µm) 2.5
 Polarized to Mating Part Yes
 Polarized to PCB Yes
 Robotic Placement Vacuum Pick-Up Clip
 Shrouded Closed Ends
 Stackable No
 Surface Mount Compatible (SMC) Yes

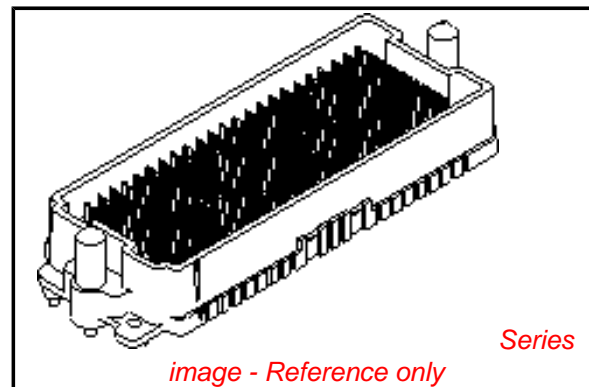


image - Reference only

EU RoHS

ELV and RoHS Compliant
REACH SVHC
 Not Reviewed
Halogen-Free Status
Not Reviewed

China RoHS



Need more information on product environmental compliance?

Email productcompliance@molex.com
 For a multiple part number RoHS Certificate of Compliance, [click here](#)

Please visit the [Contact Us](#) section for any non-product compliance questions.

Search Parts in this Series

45830Series

Mates With

45802 HD Mezz™ Receptacle

Temperature Range - Operating	-55°C to +105°C
Termination Interface: Style	Surface Mount

Electrical

Current - Maximum per Contact	2A
Voltage - Maximum	250V AC

Solder Process Data

Duration at Max. Process Temperature (seconds)	20
Lead-free Process Capability	Reflow Capable (SMT only)
Max. Cycles at Max. Process Temperature	2
Process Temperature max. C	260

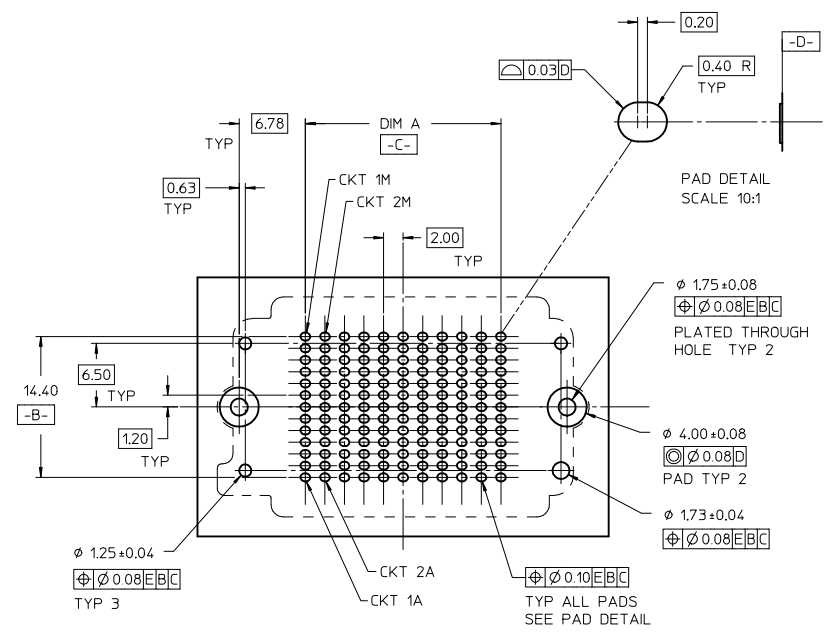
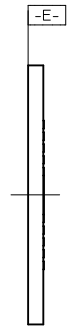
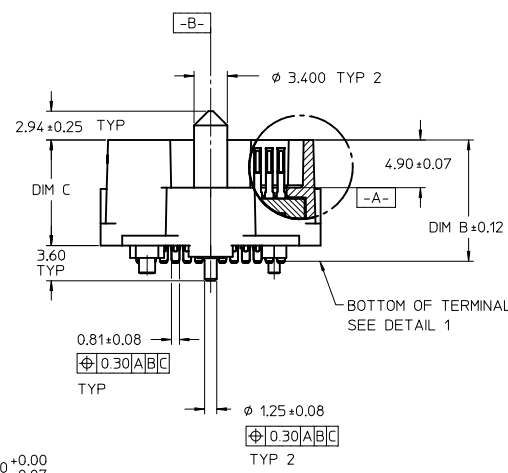
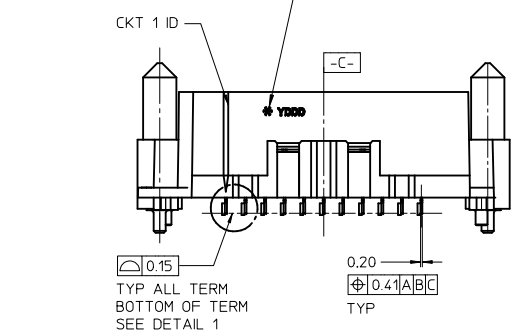
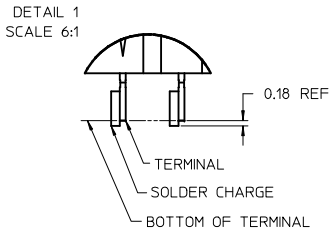
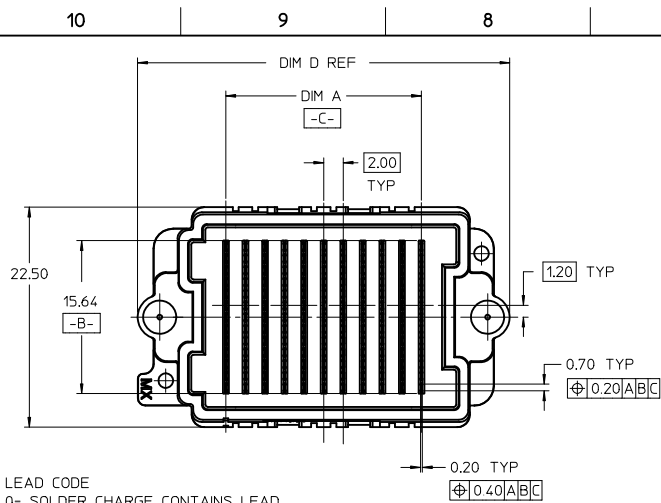
Material Info

Reference - Drawing Numbers

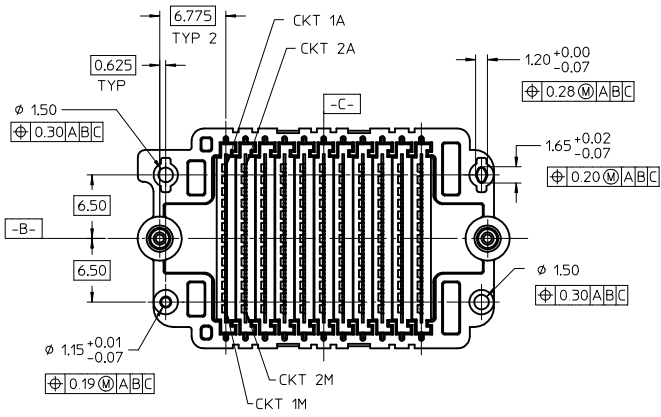
Product Specification	PS-45802-001
Sales Drawing	SD-45830-001

This document was generated on 04/22/2010

PLEASE CHECK WWW.MOLEX.COM FOR LATEST PART INFORMATION



RECOMMENDED PCB LAYOUT: COMPONENT SIDE
 PCB THICKNESS: NA



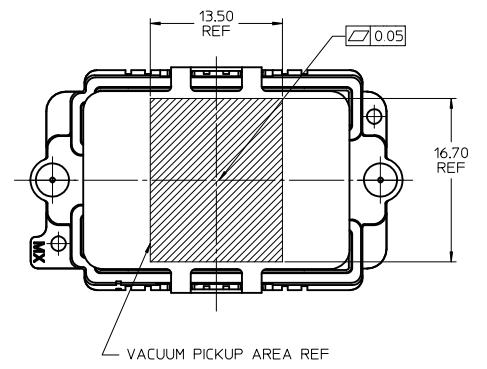
REV PER PART	DESCRIPTION
EC NO: UCP2008-0213	
DRWN:KSAMIEC	
CHKD: JCOMERC I	
APPR: JCOMERC I	
2007/10/30	
2007/10/30	
2007/10/30	

GENERAL TOLERANCES (UNLESS SPECIFIED)	
	mm INCH
4 PLACES	± --- ± ---
3 PLACES	± 0.05 ± ---
2 PLACES	± 0.15 ± ---
1 PLACE	± 0.3 ± ---
ANGULAR ± 1/2°	
DRAFT WHERE APPLICABLE MUST REMAIN WITHIN DIMENSIONS	

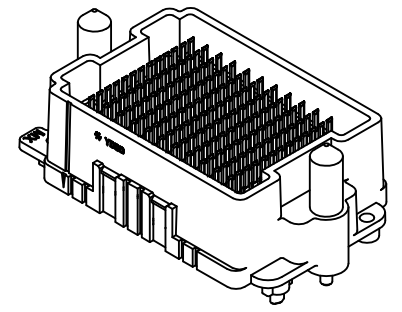
DIMENSION STYLE	
MM ONLY	
DRAWN BY	DATE
PELOZA	05/02/04
CHECKED BY	DATE
PELOZA	05/02/07
APPROVED BY	DATE
COMERC I	05/02/07
MATERIAL NO.	SEE CHART

SCALE	2:1	DESIGN UNITS	METRIC	THIRD ANGLE PROJECTION
TITLE HDMEZZ PLUG ASSEMBLY				
molex MOLEX INCORPORATED				
DOCUMENT NO. SD-45830-001				SHEET NO. 1 OF 2

		10	9	8	7	6	5	4	3	2	1		
F TIN / LEAD PARTS LEAD CODE = "0"	STACK HEIGHT:		8mm	9mm	10mm	11mm	12mm	13mm	14mm	15mm	17mm	18mm	
	DIM B		10.41	11.41	12.41	13.41	14.41	15.41	16.41	17.41	19.41	20.41	
	DIM C		8.80	9.80	10.80	11.80	12.80	13.80	14.80	15.80	17.80	18.80	
	ROWS	DIM A	DIM D	MATERIAL NO	MATERIAL NO	MATERIAL NO	MATERIAL NO	MATERIAL NO	MATERIAL NO	MATERIAL NO	MATERIAL NO	MATERIAL NO	
	7	12.00	30.06	45830-0007	45830-3007	45830-2007	45830-8007	45830-4007	45830-9007	45830-6007	45830-7007	45830-5007	45830-1007
	9	16.00	34.06	45830-0009	45830-3009	45830-2009	45830-8009	45830-4009	45830-9009	45830-6009	45830-7009	45830-5009	45830-1009
	11	20.00	38.06	45830-0011	45830-3011	45830-2011	45830-8011	45830-4011	45830-9011	45830-6011	45830-7011	45830-5011	45830-1111
	13	24.00	42.06	45830-0013	45830-3013	45830-2013	45830-8013	45830-4013	45830-9013	45830-6013	45830-7013	45830-5013	45830-1013
	15	28.00	46.06	45830-0015	45830-3015	45830-2015	45830-8015	45830-4015	45830-9015	45830-6015	45830-7015	45830-5015	45830-1015
	17	32.00	50.06	45830-0017	45830-3017	45830-2017	45830-8017	45830-4017	45830-9017	45830-6017	45830-7017	45830-5017	45830-1017
	19	36.00	54.06	45830-0019	45830-3019	45830-2019	45830-8019	45830-4019	45830-9019	45830-6019	45830-7019	45830-5019	45830-1019
	21	40.00	58.06	45830-0021	45830-3021	45830-2021	45830-8021	45830-4021	45830-9021	45830-6021	45830-7021	45830-5021	45830-1021
	23	44.00	62.06	45830-0023	45830-3023	45830-2023	45830-8023	45830-4023	45830-9023	45830-6023	45830-7023	45830-5023	45830-1023
25	48.00	66.06	45830-0025	45830-3025	45830-2025	45830-8025	45830-4025	45830-9025	45830-6025	45830-7025	45830-5025	45830-1025	
27	52.00	70.06	45830-0027	45830-3027	45830-2027	45830-8027	45830-4027	45830-9027	45830-6027	45830-7027	45830-5027	45830-1027	



		10	9	8	7	6	5	4	3	2	1		
D TIN PARTS LEAD CODE = "2"	STACK HEIGHT:		8mm	9mm	10mm	11mm	12mm	13mm	14mm	15mm	17mm	18mm	
	DIM B		10.41	11.41	12.41	13.41	14.41	15.41	16.41	17.41	19.41	20.41	
	DIM C		8.80	9.80	10.80	11.80	12.80	13.80	14.80	15.80	17.80	18.80	
	ROWS	DIM A	DIM D	MATERIAL NO	MATERIAL NO	MATERIAL NO	MATERIAL NO	MATERIAL NO	MATERIAL NO	MATERIAL NO	MATERIAL NO	MATERIAL NO	
	7	12.00	30.06	45830-0207	45830-3207	45830-2207	45830-8207	45830-4207	45830-9207	45830-6207	45830-7207	45830-5207	45830-1207
	9	16.00	34.06	45830-0209	45830-3209	45830-2209	45830-8209	45830-4209	45830-9209	45830-6209	45830-7209	45830-5209	45830-1209
	11	20.00	38.06	45830-0211	45830-3211	45830-2211	45830-8211	45830-4211	45830-9211	45830-6211	45830-7211	45830-5211	45830-1211
	13	24.00	42.06	45830-0213	45830-3213	45830-2213	45830-8213	45830-4213	45830-9213	45830-6213	45830-7213	45830-5213	45830-1213
	15	28.00	46.06	45830-0215	45830-3215	45830-2215	45830-8215	45830-4215	45830-9215	45830-6215	45830-7215	45830-5215	45830-1215
	17	32.00	50.06	45830-0217	45830-3217	45830-2217	45830-8217	45830-4217	45830-9217	45830-6217	45830-7217	45830-5217	45830-1217
	19	36.00	54.06	45830-0219	45830-3219	45830-2219	45830-8219	45830-4219	45830-9219	45830-6219	45830-7219	45830-5219	45830-1219
	21	40.00	58.06	45830-0221	45830-3221	45830-2221	45830-8221	45830-4221	45830-9221	45830-6221	45830-7221	45830-5221	45830-1221
	23	44.00	62.06	45830-0223	45830-3223	45830-2223	45830-8223	45830-4223	45830-9223	45830-6223	45830-7223	45830-5223	45830-1223
25	48.00	66.06	45830-0225	45830-3225	45830-2225	45830-8225	45830-4225	45830-9225	45830-6225	45830-7225	45830-5225	45830-1225	
27	52.00	70.06	45830-0227	45830-3227	45830-2227	45830-8227	45830-4227	45830-9227	45830-6227	45830-7227	45830-5227	45830-1227	



SEE SHEET 1 EC NO: UCP2008-0213 DRAWN: KSAMIEC 2007/10/30 CHKD: 2007/10/30 APPR: JCOMERC I REV	DESCRIPTION	GENERAL TOLERANCES (UNLESS SPECIFIED)		DIMENSION STYLE MM ONLY		SCALE 2:1	DESIGN UNITS METRIC	THIRD ANGLE PROJECTION	
		4 PLACES ± --- ± ---	3 PLACES ± 0.05 ± ---	DRAWN BY PELOZA	DATE 05/02/04	TITLE HDMEZZ PLUG ASSEMBLY			
		2 PLACES ± 0.15 ± ---	1 PLACE ± 0.3 ± ---	CHECKED BY PELOZA	DATE 05/02/07	MATERIAL NO.			
		ANGULAR ± 1/2°		APPROVED BY COMERC I	DATE 05/02/07	DOCUMENT NO. SD-45830-001			
		DRAFT WHERE APPLICABLE MUST REMAIN WITHIN DIMENSIONS		SEE CHART		SHEET NO. 2 OF 2		THIS DRAWING CONTAINS INFORMATION THAT IS PROPRIETARY TO MOLEX INCORPORATED AND SHOULD NOT BE USED WITHOUT WRITTEN PERMISSION	



Компания «ЭлектроПласт» предлагает заключение долгосрочных отношений при поставках импортных электронных компонентов на взаимовыгодных условиях!

Наши преимущества:

- Оперативные поставки широкого спектра электронных компонентов отечественного и импортного производства напрямую от производителей и с крупнейших мировых складов;
- Поставка более 17-ти миллионов наименований электронных компонентов;
- Поставка сложных, дефицитных, либо снятых с производства позиций;
- Оперативные сроки поставки под заказ (от 5 рабочих дней);
- Экспресс доставка в любую точку России;
- Техническая поддержка проекта, помощь в подборе аналогов, поставка прототипов;
- Система менеджмента качества сертифицирована по Международному стандарту ISO 9001;
- Лицензия ФСБ на осуществление работ с использованием сведений, составляющих государственную тайну;
- Поставка специализированных компонентов (Xilinx, Altera, Analog Devices, Intersil, Interpoint, Microsemi, Aeroflex, Peregrine, Syfer, Eurofarad, Texas Instrument, Miteq, Cobham, E2V, MA-COM, Hittite, Mini-Circuits, General Dynamics и др.);

Помимо этого, одним из направлений компании «ЭлектроПласт» является направление «Источники питания». Мы предлагаем Вам помощь Конструкторского отдела:

- Подбор оптимального решения, техническое обоснование при выборе компонента;
- Подбор аналогов;
- Консультации по применению компонента;
- Поставка образцов и прототипов;
- Техническая поддержка проекта;
- Защита от снятия компонента с производства.



Как с нами связаться

Телефон: 8 (812) 309 58 32 (многоканальный)

Факс: 8 (812) 320-02-42

Электронная почта: org@eplast1.ru

Адрес: 198099, г. Санкт-Петербург, ул. Калинина, дом 2, корпус 4, литера А.