


SERIES 61S
High Resolution, 5/8" Package

FEATURES

- Compact, 5/8" Package
- .125" or .250" Shaft Diameter
- 10 Million Rotational Cycles
- Compatible with CMOS, TTL and HCMOS Logic
- Available in 50, 64, 75, 100 and 128 Quadrature Cycles per Revolution
- Choices of Cable Length and Terminations
- Drop-In Industry Replacement

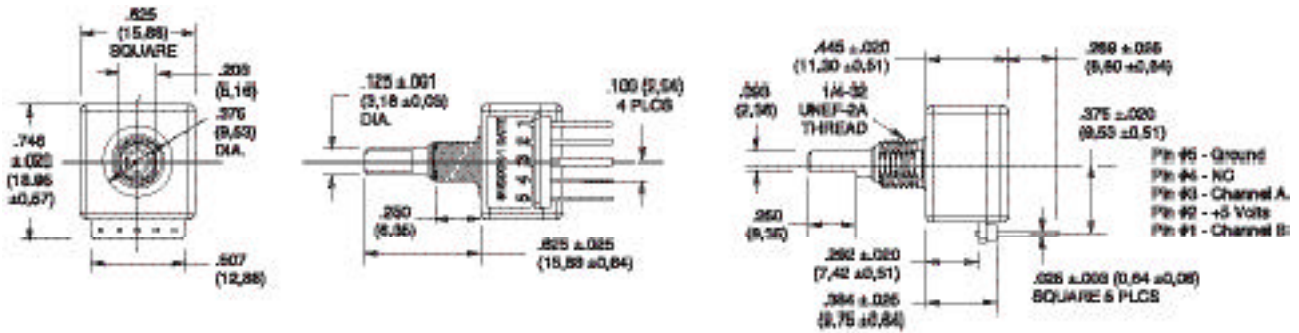
APPLICATIONS

- Audio Mixing Consoles
- Medical Equipment
- Test and Measurement Equipment

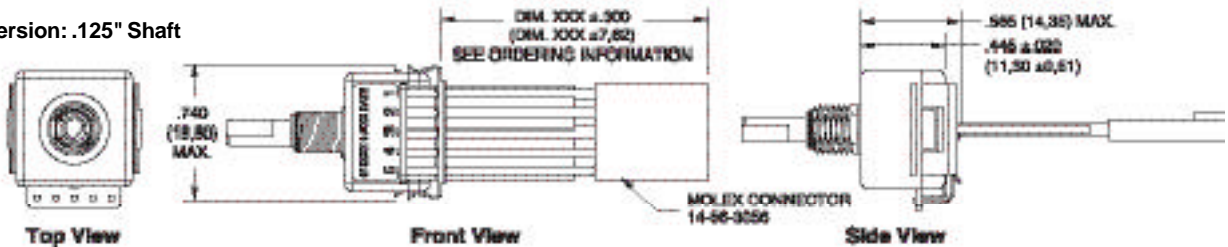


DIMENSIONS In inches (and millimeters)

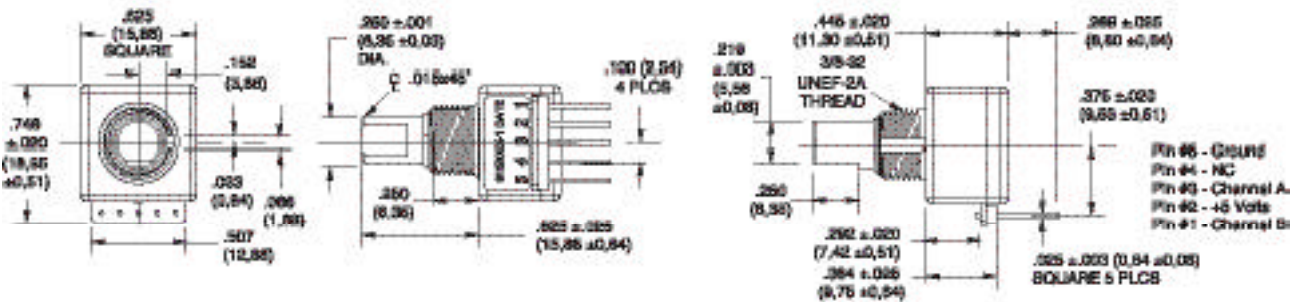
Pin Version: .125" Shaft



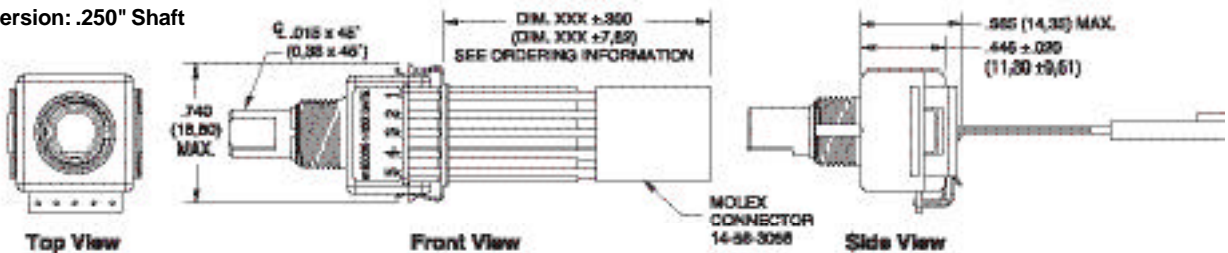
Cable Version: .125" Shaft



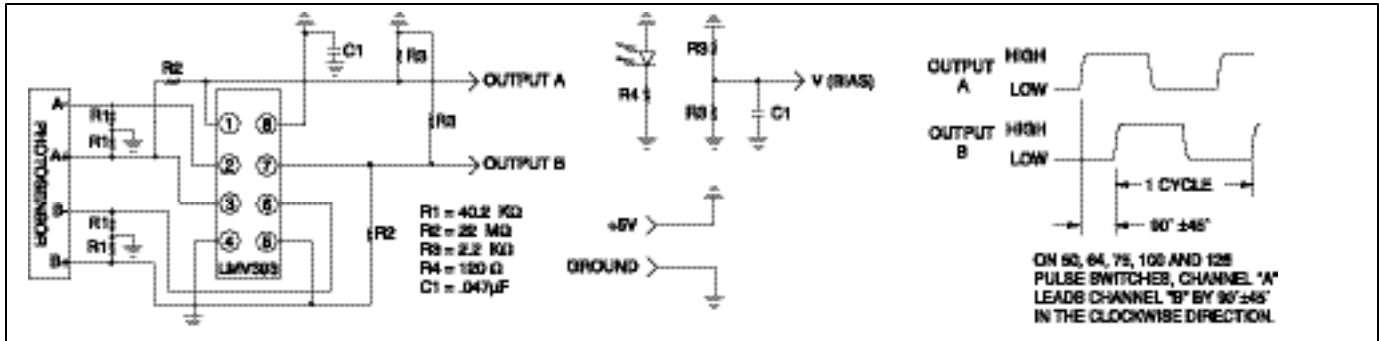
Pin Version: .250" Shaft



Cable Version: .250" Shaft



CIRCUITRY AND WAVEFORM Standard Quadrature 2-Bit Code



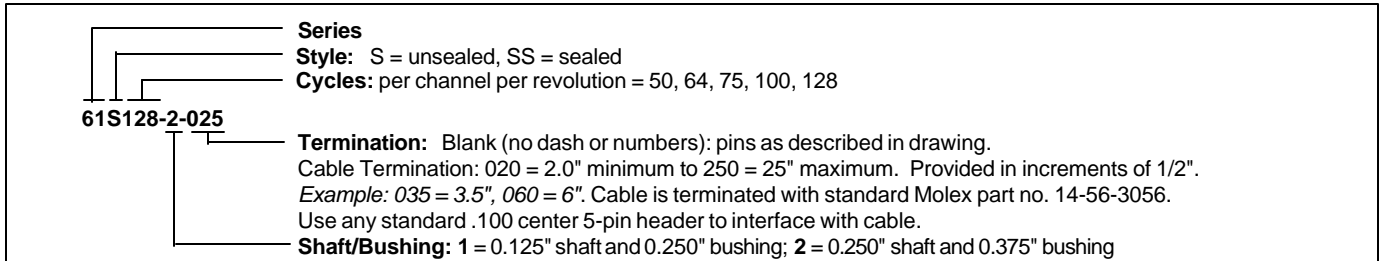
SPECIFICATIONS

Electrical Ratings
Operating Voltage: 5.0 ± .25 Vdc
Supply Current: 50 mA maximum at 5 Vdc
Logic Output Characteristics:
 Output Type: 2-bit gray code with channel A leading channel B by 90° ± 45° when the shaft is turned clockwise
Power Consumption: 250 mW maximum
Rise/Fall Times: (25" standard cable ASM/ 13.3 PF measurement probe)
 Rise Time: 1.0 microseconds typical
 Fall Time: .440 microseconds typical
Mechanical Ratings
Mechanical Life: 10 million revolutions
Mounting Torque: 20 in-lbs maximum
Operating Torque: 1.5 in-oz maximum
Push Out Force: 50 lbs minimum

Rotational Torque: 1.5 in. oz. max.
Terminal Strength: 5 lbs terminal pull-out force minimum (pinned version)
Environmental Ratings
Operating Temperature Range: -40°C to 85°C
Storage Temperature Range: -55°C to 100°C
Relative Humidity: 90-95% at 40°C for 96 hours
Vibration Resistance: Harmonic motion with amplitude of 15g, within a varied 10 to 2000 Hz frequency for 12 hours per MIL-STD-202, Method 204
Mechanical Shock: Test 1: 100g for 6 ms, half-sine wave with velocity change of 12.3 ft/s. Test 2: 100g for 6 ms, sawtooth wave with velocity change of 9.7 ft/s.
Materials and Finishes
Bushing: Zinc plated brass
Housing: Nylon (Hiloy 610B)

Shaft: Stainless steel
Code Rotor: Chemically etched stainless steel/ electroformed nickel
Printed Circuit Board: NEMA Grade FR-4. Five microinches minimum gold over 100 microinches minimum nickel over copper
Backplate: Nylon (Hiloy 610B)
Header: Phosphor bronze, 200 microinches tin over 50 microinches nickel (pinned version)
Retaining Ring and Thrust Washers: Stainless steel
Photo Sensor: Planar silicon
Infrared Emitter: Gallium aluminum arsenide
Cable: 26 AWG, stranded/tinned wire, PVC coated on .100 (2,54) centers (cabled version)
Connector:
 Housing: glass-filled polyester 94V-0, black
 Terminals: 15 microinches gold in select area over 50 microinches minimum

ORDERING INFORMATION



Available from your local Grayhill Component Distributor. For prices and discounts, contact a local Sales Office, an authorized local Distributor, or Grayhill.

ACCESSORIES

Non-turn Washers
 The Series 61 S bushing has a non-turn keyway to prevent rotation of the switch body when the panel is cut to fit. Another way to keep the switch from turning is to use a nonturn washer.
Part Number 50J1066: 302-2B stainless steel
Part number 12C1087-1: cadmium-plated

Part Number SHH694-11: 302-2B stainless steel, no plating

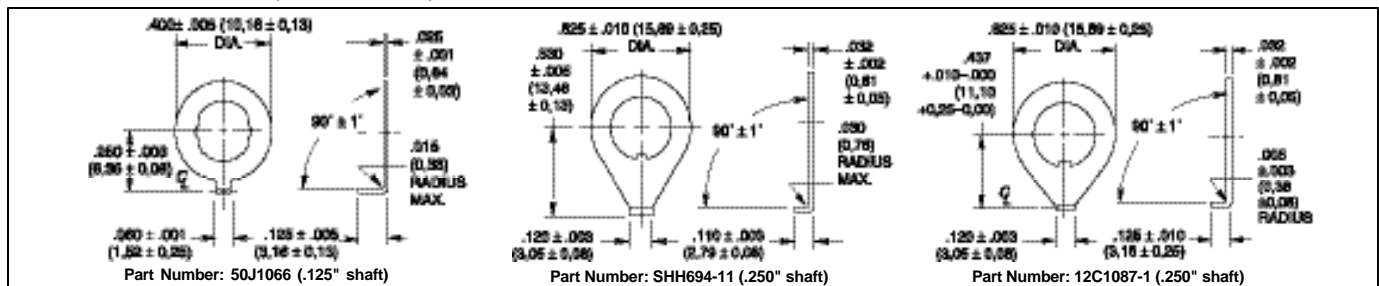
Shaft and Panel Seal
 For shaft and panel seal version, the shaft is sealed by an o-ring inside the bushing. The panel is sealed by a flat gasket .045" thick at the base of the bushing. The panel seals will increase the behind panel dimension by .020"

to .040", when the switch is mounted. The panel seal is silicon rubber. The shaft seal is an o-ring per MIL-P-5516B.

OPTIONS

Contact Grayhill for custom terminations, shaft and bushing configurations, and resolutions. Control knobs are also available.

DIMENSIONS In inches (and millimeters)



Optical and Mechanical Encoders



Компания «ЭлектроПласт» предлагает заключение долгосрочных отношений при поставках импортных электронных компонентов на взаимовыгодных условиях!

Наши преимущества:

- Оперативные поставки широкого спектра электронных компонентов отечественного и импортного производства напрямую от производителей и с крупнейших мировых складов;
- Поставка более 17-ти миллионов наименований электронных компонентов;
- Поставка сложных, дефицитных, либо снятых с производства позиций;
- Оперативные сроки поставки под заказ (от 5 рабочих дней);
- Экспресс доставка в любую точку России;
- Техническая поддержка проекта, помощь в подборе аналогов, поставка прототипов;
- Система менеджмента качества сертифицирована по Международному стандарту ISO 9001;
- Лицензия ФСБ на осуществление работ с использованием сведений, составляющих государственную тайну;
- Поставка специализированных компонентов (Xilinx, Altera, Analog Devices, Intersil, Interpoint, Microsemi, Aeroflex, Peregrine, Syfer, Eurofarad, Texas Instrument, Miteq, Cobham, E2V, MA-COM, Hittite, Mini-Circuits, General Dynamics и др.);

Помимо этого, одним из направлений компании «ЭлектроПласт» является направление «Источники питания». Мы предлагаем Вам помощь Конструкторского отдела:

- Подбор оптимального решения, техническое обоснование при выборе компонента;
- Подбор аналогов;
- Консультации по применению компонента;
- Поставка образцов и прототипов;
- Техническая поддержка проекта;
- Защита от снятия компонента с производства.



Как с нами связаться

Телефон: 8 (812) 309 58 32 (многоканальный)

Факс: 8 (812) 320-02-42

Электронная почта: org@eplast1.ru

Адрес: 198099, г. Санкт-Петербург, ул. Калинина, дом 2, корпус 4, литера А.