


Introducing
6.0 mm
GRACE INERTIA
CONNECTOR
2 and 3 Positions, Wire-to-Board



6.0 mm GRACE INERTIA

2 and 3 Positions, Wire-to-Board

TE Connectivity (TE)'s new GRACE INERTIA connector brings its error-proofing, locking design to 10A wire-to-board connections in 2 and 3 position configurations in a space-saving 6.0 mm centerline pitch. GRACE INERTIA connectors are designed to prevent contact between receptacle contacts and header contacts when improper mating is attempted.

Additionally, the design employs inertia force that assists in mating the connector, preventing half mating. The 6.0 mm pitch delivers medium power connections in a more compact design.

Electrical

- Voltage Rating: 300 VAC or VDC
- Current Rating: Up to 10 amps maximum

Mechanical

- 2 and 3 positions, wire-to-board
- Centerline pitch: 6.0 mm (.236 in)
- Wire Gauge: 24-16 AWG [.22-1.25 mm²]

Materials

- Housing: 6/6 nylon (glass filled) rated UL 94 V-0
- Contacts: Tin plated copper alloy
- Operating temperature: -40°C to 105°C

Standards

- UL recognized, File No. E28476

Specifications

- Product specification: 108-106193
- Application specification: 114-5292

Applications

- Appliances
 - Air conditioners
 - Refrigerators
 - Washing machines
- Industrial equipment
 - Control cabinets
 - Industrial machinery
- HVAC systems

Key Features

- 6.0 mm centerline pitch
- Mating protection
- Inertia lock design
- Positive latching
- Inner lock
- Lock on mechanism
- Keying function

Benefits


- Compact pitch reduces overall connector size, saving valuable space on the printed circuit board
- Connector design prevents contact between receptacle contacts and header contacts prior to proper mating
- No half-mating. Design drives mating halves together when spring latch inertia is overcome by the assembler
- There is an audible “click” that signals when mating is complete, and plug and header are latched together

Mid-range power wire-to-board connections

- Compact size saves space on PC board
- Design prevents contact between receptacle contacts and header contacts prior to proper mating
- Inertia locking mechanism drives housings together to help ensure full mating
- Creates an audible “click” that assures mating
- Latch securely locks mated halves together


Product Offering

Housing

Product Image	Type	Style	Flammability	Part Number
	Plug Housing	2 position	UL 94 V-0	2-2232875-1
	Plug Housing	3 position	UL 94 V-0	3-2232875-1


Note: Part numbers shown are for keying style A. Three other keying options are offered. See customer drawing for details.



Header

Product Image	Type	Style	Flammability	Part Number
	Vertical Header	2 position	UL 94 V-0	2-2232876-1
	Vertical Header	3 position	UL 94 V-0	3-2232876-1

Note: Part numbers shown are for keying style A. Three other keying options are offered. See customer drawing for details.

Receptacle Contact

Product Image	Type	Wire Gauge	Part Number	Hand Tool	Applicator
	Receptacle	24-20 AWG [.22 -.53 mm ²]	1376348-1	1762773-1	1463049-2
	Receptacle	20-16 AWG [.51 -1.25 mm ²]	1376347-1	1729064-1	1366703-2



TE Connectivity Technical Support Center

USA:	+1 (800) 522-6752
Canada:	+1 (905) 475-6222
Mexico:	+52 (0) 55-1106-0800
Latin/S. America	+54 (0) 11-4733-2200
Germany:	+49 (0) 6251-133-1999
UK:	+44 (0) 800-267666
France:	+33 (0) 1-3420-8686
Netherlands:	+31 (0) 73-6246-999
China:	+86 (0) 400-820-6015

te.com

© 2016 TE Connectivity Ltd. family of companies. All Rights Reserved.

1-1773873-1 APP CS 1/2016

TE Connectivity, the TE connectivity (logo) and GRACE INERTIA are trademarks of the TE Connectivity Ltd. family of companies..

While TE has made every reasonable effort to ensure the accuracy of the information in this document, TE does not guarantee that it is error-free, nor does TE make any other representation, warranty or guarantee that the information is accurate, correct, reliable or current. TE reserves the right to make any adjustments to the information contained herein at any time without notice. TE EXPRESSLY DISCLAIMS ALL IMPLIED WARRANTIES REGARDING THE INFORMATION CONTAINED HEREIN, INCLUDING, BUT NOT LIMITED TO, ANY IMPLIED WARRANTIES OF MERCHANTABILITY OR FITNESS FOR A PARTICULAR PURPOSE. In no event will TE be liable for any direct, indirect, incidental, special or consequential damages arising from or related to recipient's use of the information. It is the sole responsibility of the recipient of this information to verify the results of this information using their engineering and product environment. Recipient assumes and all risks associated with the use of the information. The dimensions in this document are for reference purposes only and are subject to change without notice. All specifications are subject to change without notice. Consult TE for the latest dimensions and design specifications.



Компания «ЭлектроПласт» предлагает заключение долгосрочных отношений при поставках импортных электронных компонентов на взаимовыгодных условиях!

Наши преимущества:

- Оперативные поставки широкого спектра электронных компонентов отечественного и импортного производства напрямую от производителей и с крупнейших мировых складов;
- Поставка более 17-ти миллионов наименований электронных компонентов;
- Поставка сложных, дефицитных, либо снятых с производства позиций;
- Оперативные сроки поставки под заказ (от 5 рабочих дней);
- Экспресс доставка в любую точку России;
- Техническая поддержка проекта, помощь в подборе аналогов, поставка прототипов;
- Система менеджмента качества сертифицирована по Международному стандарту ISO 9001;
- Лицензия ФСБ на осуществление работ с использованием сведений, составляющих государственную тайну;
- Поставка специализированных компонентов (Xilinx, Altera, Analog Devices, Intersil, Interpoint, Microsemi, Aeroflex, Peregrine, Syfer, Eurofarad, Texas Instrument, Miteq, Cobham, E2V, MA-COM, Hittite, Mini-Circuits, General Dynamics и др.);

Помимо этого, одним из направлений компании «ЭлектроПласт» является направление «Источники питания». Мы предлагаем Вам помощь Конструкторского отдела:

- Подбор оптимального решения, техническое обоснование при выборе компонента;
- Подбор аналогов;
- Консультации по применению компонента;
- Поставка образцов и прототипов;
- Техническая поддержка проекта;
- Защита от снятия компонента с производства.



Как с нами связаться

Телефон: 8 (812) 309 58 32 (многоканальный)

Факс: 8 (812) 320-02-42

Электронная почта: org@eplast1.ru

Адрес: 198099, г. Санкт-Петербург, ул. Калинина, дом 2, корпус 4, литера А.