

MCBC Series



- Microprocessor based burst-fire controller / SSR
- Ratings from 25A to 90A @ 48-530 VAC
- Low-voltage, current, or potentiometer control
- Output status indicator
- Separate output enable / disable control
- Two time-base periods available
- For use with resistive loads only

PRODUCT SELECTION

| Control Voltage | 25 A | 50 A | 90 A |
|-----------------|----------|----------|----------|
| 40-140 VAC | MCBC1225 | MCBC1250 | MCBC1290 |
| 180-280 VAC | MCBC2425 | MCBC2450 | MCBC2490 |
| 300-530 VAC | MCBC4825 | MCBC4850 | MCBC4890 |

AVAILABLE OPTIONS



OUTPUT SPECIFICATIONS (voltage)

| Description | 120 V | 240 V | 480 V |
|--|--------|---------|---------|
| Operating Voltage (47-63Hz) [Vrms] | 48-140 | 180-280 | 300-530 |
| Transient Overvoltage [Vpk] | 400 | 600 | 1200 |
| Maximum Off-State Leakage Current @ Rated Voltage [mArms] | 5 | 7 | 12 |
| Minimum Off-State dv/dt @ Maximum Rated Voltage [V/μsec] (2) | 200 | 200 | 200 |

OUTPUT SPECIFICATIONS (current)

| Description | 25 A | 50 A | 90 A |
|---|------|------|------|
| Maximum Load Current (3) [Arms] | 25 | 50 | 90 |
| Minimum Load Current [mArms] | 150 | 150 | 150 |
| Maximum Surge Current (16.6ms) [Apk] | 250 | 625 | 1200 |
| Maximum On-State Voltage Drop @ Rated Current [Vpk] | 1.6 | 1.6 | 1.6 |
| Thermal Resistance Junction to Case (Rjc) [°C/W] | 1.02 | 0.63 | 0.28 |
| Maximum I ² t for Fusing (8.3 msec) [A ² sec] | 260 | 1620 | 6000 |

INPUT SPECIFICATIONS ⁽¹⁾

| Description | DC Control |
|--|------------|
| Control Voltage Range (VDC) | 8-32 VDC |
| Input Current Range [mA] [P1] | 28-30 VDC |
| Nominal Input Impedance [Ohms] [P3] | 30K |
| Control Must Operate Voltage "On" [VDC][P3] | 5-32 |
| Control Must Release Voltage "Off" [VDC][P3] | 0-4 |
| Control Input Current [mA][P3] | 0-1.25 |
| PLV Range Option A [VDC][P4] ⁽²⁾ | 0-5 |
| PLV Range Option B [VDC][P4] ⁽²⁾ | 0-7 |
| PLV Range Option C [VDC][P4] ⁽²⁾ | 0-10 |
| PLV Range Option D [VDC][P4] ⁽²⁾ | 4-20 |
| Nominal Input Impedance Option A,B,C[ohms][P4] | 20-K |
| Nominal Input Impedance Option D [ohms][P4] | 220 |

OUTPUT STATUS FUNCTIONS

| Conditions | LED |
|---|----------------------------|
| Initial Logic Supply On | Flash Once |
| Load Voltage Missing / Load Open (w/control disabled) | Flash Once Intermittently |
| Load Voltage Missing / Load Open (w/control enabled) | Flash Twice Intermittently |
| Analog Input < Threshold | Off |
| Analog Input < Threshold < max | Varying On/Off |
| Analog Input > max | On, Bright |

GENERAL SPECIFICATIONS

| Description | Parameters |
|--|--|
| Dielectric Strength, Input/Output/Base (50/60Hz) | 4000 VRMS |
| Minimum Insulation Resistance (@ 500 VDC) | 10 ⁹ Ohm |
| Maximum Capacitance, Input/Output | 10 pF |
| Ambient Operating Temperature Range | -20 to 80°C |
| Ambient Storage Temperature Range | -40 to 125 °C |
| Weight (typical) | 3.0 oz (86.5g) |
| Encapsulation | Thermally conductive Epoxy |
| Terminals-Power | Screws and Saddle Clamps Furnished, Unmounted |
| Terminals-Control | Barrier Strip Screw Terminals |
| Recommended Terminal Screw Torque Range: | 8-32 Screws -20 in. lbs.(Screws dry without grase) |

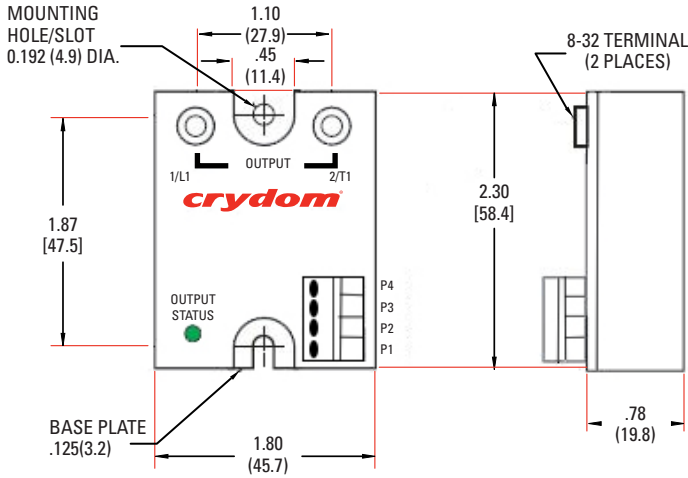
GENERAL NOTES

- (1) Voltages are reference to GND (Ground = 0 VDC) P2
- (2) PLVI voltage can go up to max. supply voltage without damage

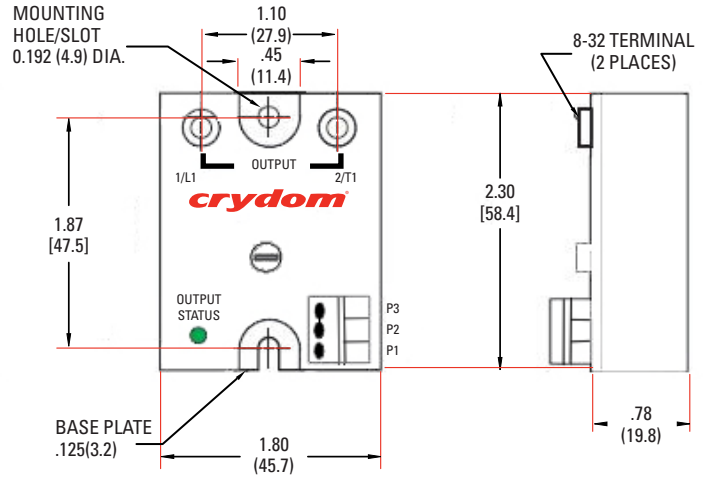
MECHANICAL SPECIFICATIONS

Tolerances: ± 0.02 in / 0.5 mm
 All dimensions are in: inches [millimeters]

Analog Input OPTIONS: A, B, C, D

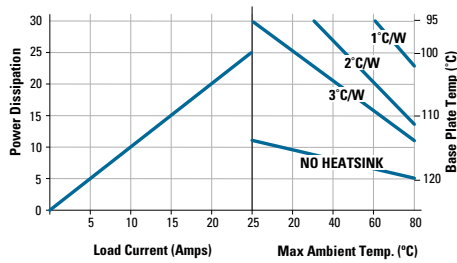


Analog Input OPTIONS: E (Internal Potentiometer)

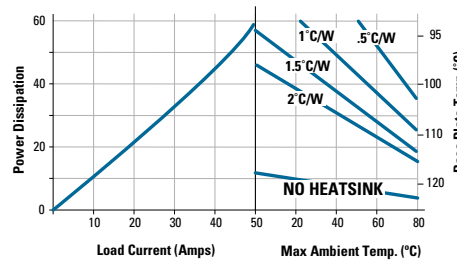


THERMAL DERATE INFORMATION

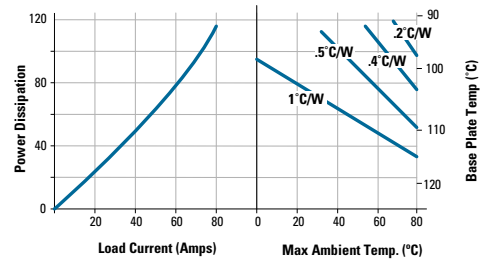
25A



50A



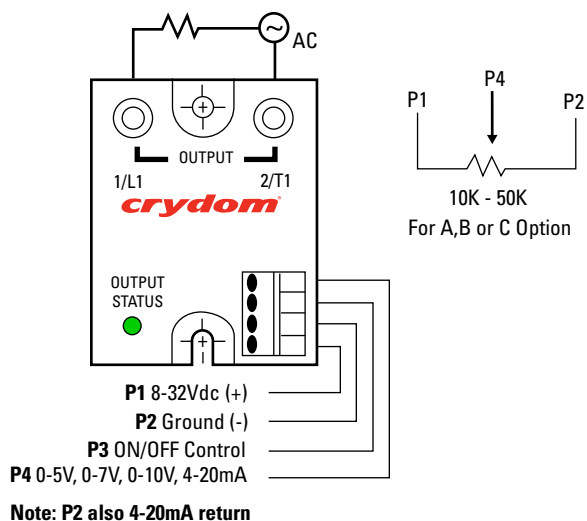
90A



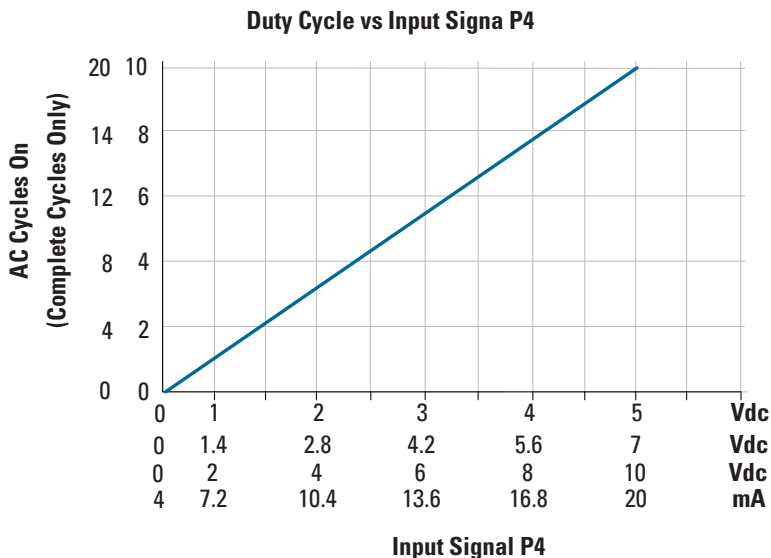
WIRING DIAGRAM



Electrical Connections



OUTPUT VS ANALOG INPUT SIGNAL CURVES



AGENCY APPROVALS, CONFORMANCES AND EMC

Agency Approvals

UL

RoHS

CE

Rev. 121012

⚠ DANGER / PELIGRO / DANGER /GEFAHR / PERICOLO / 危險

| | | | | | |
|--|--|---|--|--|---|
| <p>HAZARD OF ELECTRIC SHOCK, EXPLOSION, OR ARC FLASH.</p> <ul style="list-style-type: none"> • Disconnect all power before installing or working with this equipment. • Verify all connections and replace all covers before turning on power. <p>Failure to follow these instructions will result in death or serious injury.</p> | <p>RIESGO DE DESCARGA ELECTRICA O EXPLOSION.</p> <ul style="list-style-type: none"> • Desconectar todos los suministros de energia a este equipo antes de trabajar con este equipo. • Verificar todas las conexiones y colocar todas las tapas antes de energizar el equipo. <p>El incumplimiento de estas instrucciones puede provocar la muerte o lesiones serias.</p> | <p>RISQUE DE DESCARGE ELECTRIQUE OU EXPLOSION</p> <ul style="list-style-type: none"> • Eteindre toutes les sources d'énergie de cet appareil avant de travailler dessus de cet appareil • Vérifier tous connections, et remettre tous couverts en place avant de mettre sous <p>De non-suivi de ces instructions provoquera la mort ou des lésions sérieuses.</p> | <p>GEFAHR EINES ELEKTRISCHE N SCHLAGES ODER EINER EXPLOSION.</p> <ul style="list-style-type: none"> • Stellen Sie jeglichen Strom ab, der dieses Gerät versorgt, bevor Sie an dem Gerät Arbeiten durchführen • Vor dem Drehen auf Energie alle Anschlüsse überprüfen und alle Abdeckungen ersetzen. <p>Unterlassung dieser Anweisungen können zum Tode oder zu schweren Verletzungen führen.</p> | <p>RISCHIO DI SCOSSA ELETTRICA O DELL'ESPLOSIONE.</p> <ul style="list-style-type: none"> • Spenga tutta l'alimentazione che fornisce questa apparecchiatura prima di lavorare a questa apparecchiatura • Verificare tutti i collegamenti e sostituire tutte le coperture prima dell'accensione <p>L'omissione di queste istruzioni provocherà la morte o lesioni serie</p> | <p>存在电击、爆炸或电弧闪烁危险</p> <ul style="list-style-type: none"> • 在操作此设备之前请先关闭电源。 <p>若不遵守这些说明,可能会导致严重的人身伤害甚至死亡。</p> |
|--|--|---|--|--|---|

⚠ WARNING / AVERTISSEMENT / WARNUNG /ADVERTENCIA / AVVERTENZA / 警告

| | | |
|---|--|--|
| <p>RISK OF MATERIAL DAMAGE AND HOT ENCLOSURE</p> <ul style="list-style-type: none"> • The product's side panels may be hot, allow the product to cool before touching. • Follow proper mounting instructions including torque values. • Do not allow liquids or foreign objects to enter this product. <p>Failure to follow these instructions can result in serious injury, or equipment damage.</p> | <p>RISQUE DE DOMMAGE MATERIEL ET DE SURCHAUFFE DU BOITIER</p> <ul style="list-style-type: none"> • Les panneaux latéraux du produit peuvent être chauds. Laissez le produit refroidir avant de le toucher. • Respecter les consignes de montage, et notamment les couples de serrage. • Ne pas laisser pénétrer de liquide ni de corps étrangers à l'intérieur du produit. <p>Le non-respect de cette directive peut entraîner, des lésions corporelles graves ou des dommages matériels.</p> | <p>GEFAHR VON MATERIALSCHÄDEN UND GEHÄUSEERHITZUNG</p> <ul style="list-style-type: none"> • Die Seitenwände können heiß sein. Lassen Sie das Produkt abkühlen, bevor Sie es berühren. • Beachten Sie die Montageanweisungen, • Führen Sie keine Flüssigkeiten oder Fremdkörper in das Produkt ein. <p>Die Nichtbeachtung dieser Anweisung kann Körperverletzung oder Materialschäden zur Folge haben.</p> |
| <p>RIESGO DE DAÑOS MATERIALES Y DE SOBRECIENTAMIENTO DE LA UNIDAD</p> <ul style="list-style-type: none"> • Los paneles laterales del producto pueden estar calientes. Esperar que el producto se enfríe antes de tocarlo. • Respetar las instrucciones de montaje, y en particular los pares de apretado. • No dejar que penetren líquidos o cuerpos extraños en el producto. <p>Si no se respetan estas precauciones pueden producirse graves lesiones, daños materiales.</p> | <p>RISCHIO DI DANNI MATERIALI E D'INVOLUCRO CALDO</p> <ul style="list-style-type: none"> • I pannelli laterali dell'apparecchio possono scottare; lasciar quindi raffreddare il prodotto prima di toccarlo. • Seguire le istruzioni di montaggio corrette. • Non far entrare liquidi o oggetti estranei in questo apparecchio. <p>La mancata osservanza di questa precauzione può causare gravi rischi per l'incolumità personale o danni alle apparecchiature.</p> | <p>材料损坏和高温外壳的危险性</p> <ul style="list-style-type: none"> • 产品的一侧面板可能很热, 在其冷却前请不要触碰。 • 遵照正确的安装说明, 包括扭矩值。 • 请勿让液体及其他异物进入本产品。 <p>如不能正确执行这些操作说明, 极有可能造成严重人体伤害或者设备的损坏。</p> |

ANNEX - ENVIROMENTAL INFORMATION

The environmental information disclosed in this annex including the EIP Pollution logo are in compliance with People’s Republic of China Electronic Industry Standard SJ/T11364 – 2006, Marking for Control of Pollution Caused by Electronic Information Products.

| Part Name | Toxic or hazardous Substance and Elements | | | | | |
|-------------------|---|--------------|--------------|-------------------------------|--------------------------------|---------------------------------------|
| | Lead (Pb) | Mercury (Hg) | Cadmium (Cd) | Hexavalent Chromium (Cr (VI)) | Polybrominated biphenyls (PBB) | Polybrominated diphenyl ethers (PBDE) |
| Semiconductor die | X | ○ | ○ | ○ | ○ | ○ |
| Solder | X | ○ | ○ | ○ | ○ | ○ |

附件 - 环保信息

此附件所标示的包括电子信息产品污染图标的环保信息符合中华人民共和国电子行业标准 SJ/T11364 - 2006, 电子信息产品污染控制标识要求。

| 部件名称 | 有毒有害物质或元素 | | | | | |
|-------|-----------|--------|--------|---------------|------------|--------------|
| | 铅 (Pb) | 汞 (Hg) | 镉 (Cd) | 六价铬 (Cr (VI)) | 多溴联苯 (PBB) | 多溴二苯醚 (PBDE) |
| 半导体芯片 | X | ○ | ○ | ○ | ○ | ○ |
| 焊接点 | X | ○ | ○ | ○ | ○ | ○ |





Компания «ЭлектроПласт» предлагает заключение долгосрочных отношений при поставках импортных электронных компонентов на взаимовыгодных условиях!

Наши преимущества:

- Оперативные поставки широкого спектра электронных компонентов отечественного и импортного производства напрямую от производителей и с крупнейших мировых складов;
- Поставка более 17-ти миллионов наименований электронных компонентов;
- Поставка сложных, дефицитных, либо снятых с производства позиций;
- Оперативные сроки поставки под заказ (от 5 рабочих дней);
- Экспресс доставка в любую точку России;
- Техническая поддержка проекта, помощь в подборе аналогов, поставка прототипов;
- Система менеджмента качества сертифицирована по Международному стандарту ISO 9001;
- Лицензия ФСБ на осуществление работ с использованием сведений, составляющих государственную тайну;
- Поставка специализированных компонентов (Xilinx, Altera, Analog Devices, Intersil, Interpoint, Microsemi, Aeroflex, Peregrine, Syfer, Eurofarad, Texas Instrument, Miteq, Cobham, E2V, MA-COM, Hittite, Mini-Circuits, General Dynamics и др.);

Помимо этого, одним из направлений компании «ЭлектроПласт» является направление «Источники питания». Мы предлагаем Вам помощь Конструкторского отдела:

- Подбор оптимального решения, техническое обоснование при выборе компонента;
- Подбор аналогов;
- Консультации по применению компонента;
- Поставка образцов и прототипов;
- Техническая поддержка проекта;
- Защита от снятия компонента с производства.



Как с нами связаться

Телефон: 8 (812) 309 58 32 (многоканальный)

Факс: 8 (812) 320-02-42

Электронная почта: org@eplast1.ru

Адрес: 198099, г. Санкт-Петербург, ул. Калинина, дом 2, корпус 4, литера А.