



TAOGLAS®



Datasheet

Meteor

Part No:
FW.95.B.SMA.M

Description:

ISM Band 915Mhz Flexible Whip Monopole Antenna SMA(M) Straight

Features:

External 915MHz Monopole Antenna

Designed for Outdoor Use

Over 60% high efficiency*

2.71dBi high peak gain*

Robust Inner Steel Core

Antenna Length: 226mm

SMA Type(M) Straight Connector

IP65 dust and water-resistant

*Tested on 30cm*30cm Ground Plane

RoHS Compliant

1.	Introduction	3
2.	Specifications	4
3.	Antenna Characteristics	5
4.	Radiation Patterns	7
5.	Mechanical Drawing	9
6.	Packaging	10
<hr/>		
	Changelog	11

Taoglas makes no warranties based on the accuracy or completeness of the contents of this document and reserves the right to make changes to specifications and product descriptions at any time without notice. Taoglas reserves all rights to this document and the information contained herein. Reproduction, use or disclosure to third parties without express permission is strictly prohibited.



1. Introduction



The FW.95 is a flexible 915MHz whip antenna with a SMA type (M) connector for outdoor use. It features excellent efficiency (>60%) and high peak gain (>2.71 dBi) at 915MHz on a 30x30 cm ground plane.

The antenna was developed for monitoring systems, such as weather monitoring, motion / vibration sensors, and pollutants monitoring.

The FW.95 has an excellent omni-directional radiation pattern, ensuring wide coverage. The antenna's high efficiency means that it allows your radio to consume less power than with a lower efficiency antenna when transferring data. It also means a better signal strength and better sensitivity in areas of low signal levels. The antenna performs at its best while attached to a ground plane with dimensions of at least 30x30 cm. For an environment where there is no ground-plane available we recommend to use the terminal mount antenna the TI.19 or the outdoor fiberglass omni antenna the OMB.915.

The FW.95 whip is made of a flexible inner steel core covered by PE so it is extremely resistant to abrasion and maintains its original shape and RF performance even after shock. This rugged design and IP65 rating on the housing ensure high reliability.

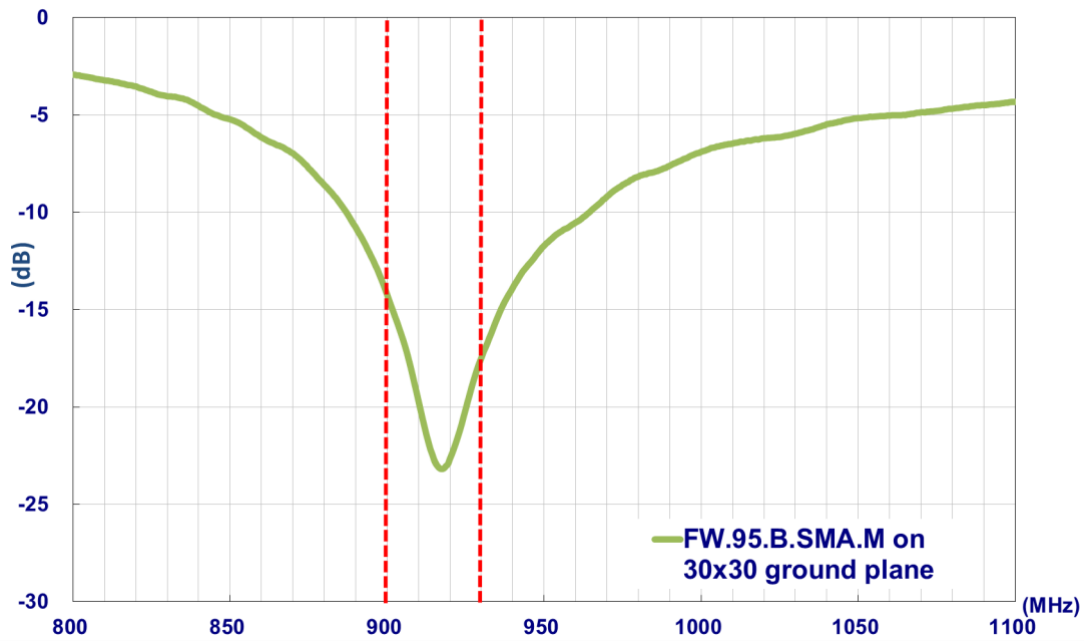
This antenna comes with SMA(M) connector as standard. Other custom variants can be provided subject to NRE and MOQ. Contact your regional Taoglas office for details..

2. Specifications

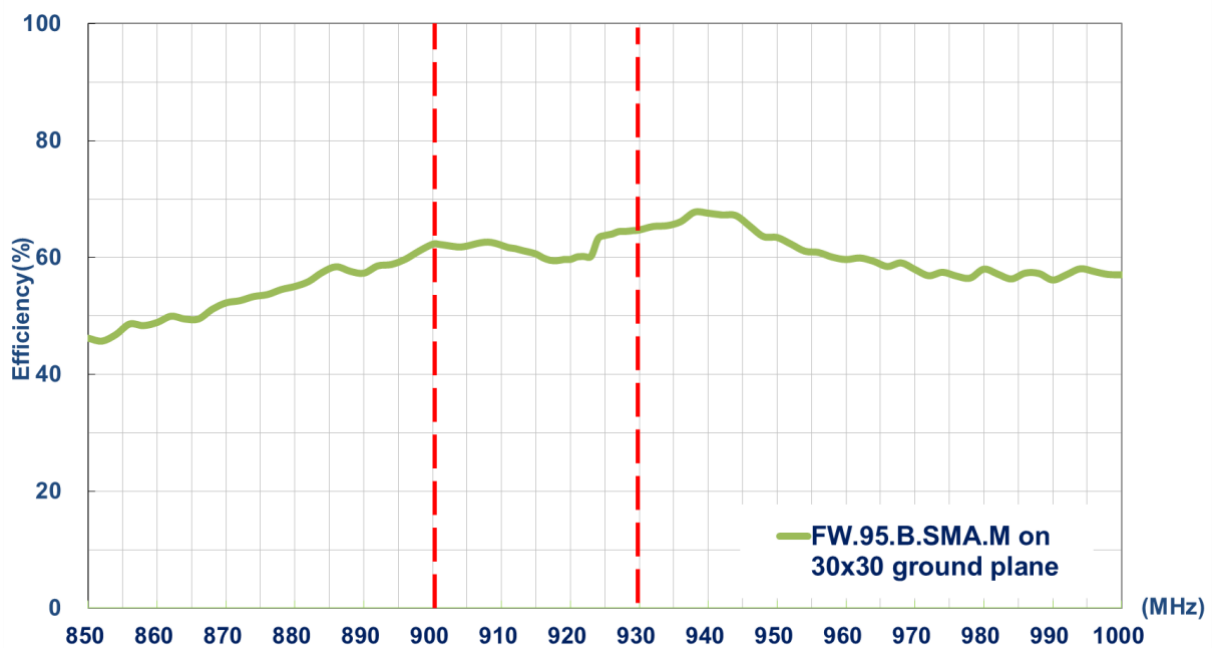
ISM Band 915MHz			
Center Frequency	902MHz	915MHz	928MHz
Design Environment	On 30x30cm ground		
Efficiency	62.07 %	60.60 %	64.46 %
Peak Gain	2.30 dBi	2.71 dBi	3.75 dBi
Return loss	< -10 dB		
VSWR	≤ 2:1		
Impedance	50 Ω		
Polarization	Linear		
Radiation Pattern	Omni-Directional		
Input Power	2 W		
Tested Power	10 W		
Mechanical			
Dimensions	Length 226 ± 6 mm		
Base Diameter	16 ± 0.6 mm		
Whip Diameter	6.2 ± 0.6 mm		
Casing	ABS		
Connector	SMA Type(M) Straight		
Weight	38 g		
Dust and Water Resistance	IP65		
Environmental			
Temperature Range	-40°C to 85°C		
Humidity	Non-condensing 65°C 95% RH		

3. Antenna Characteristics

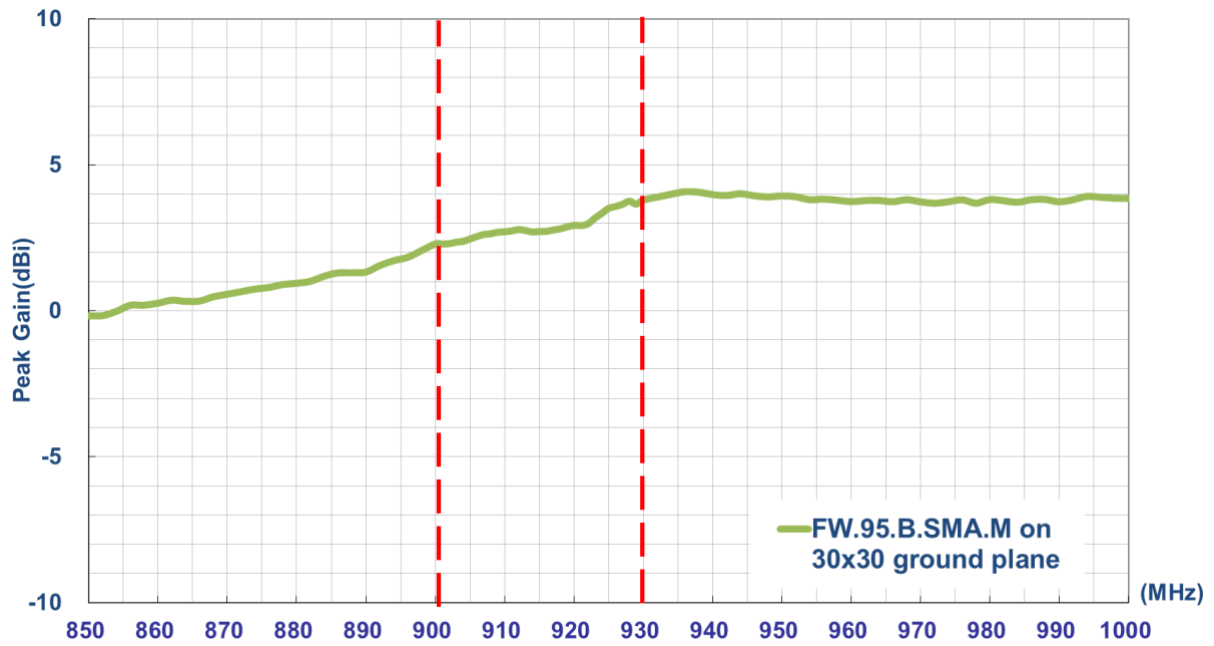
3.1 Return Loss



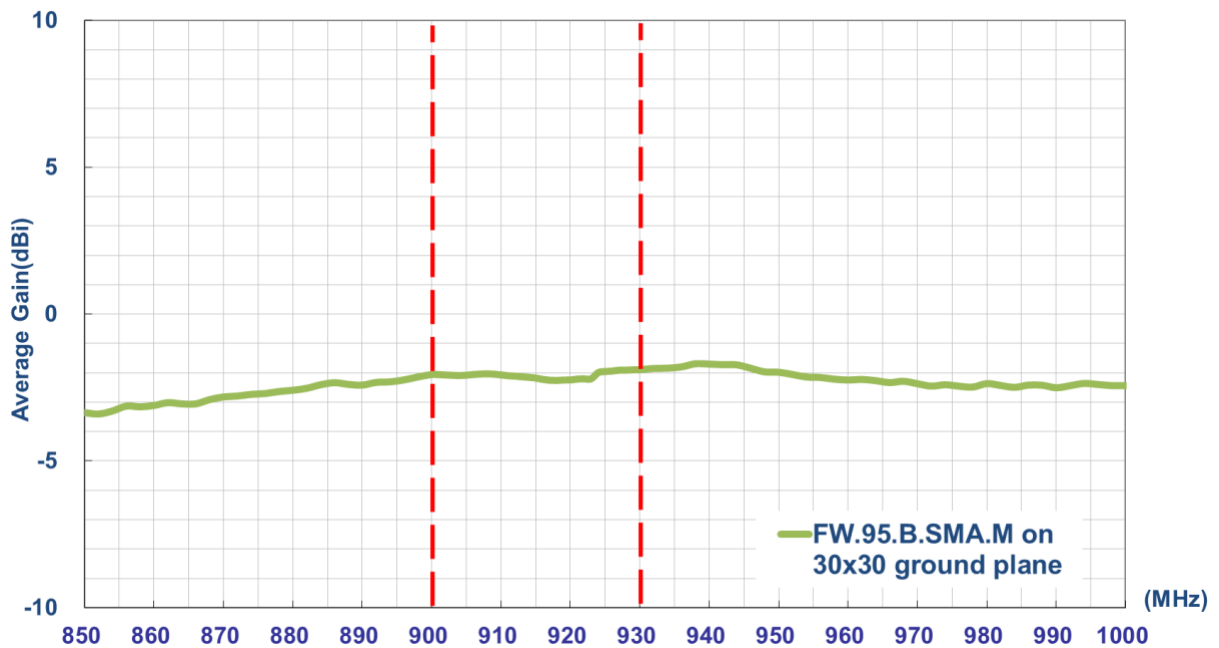
3.2 Efficiency



3.3 Peak Gain




3.4 Average Gain



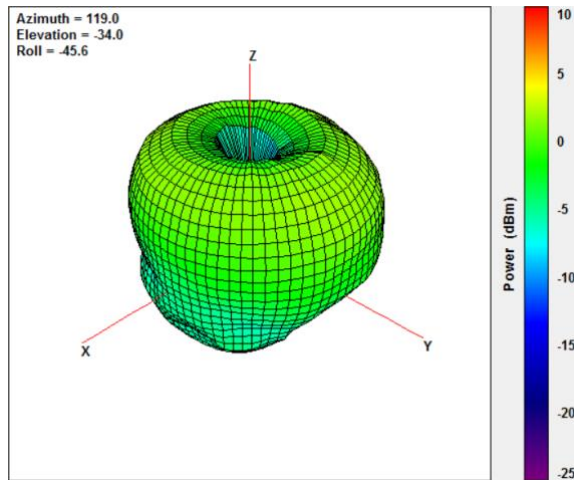
4. Radiation Patterns

4.1 Test Setup

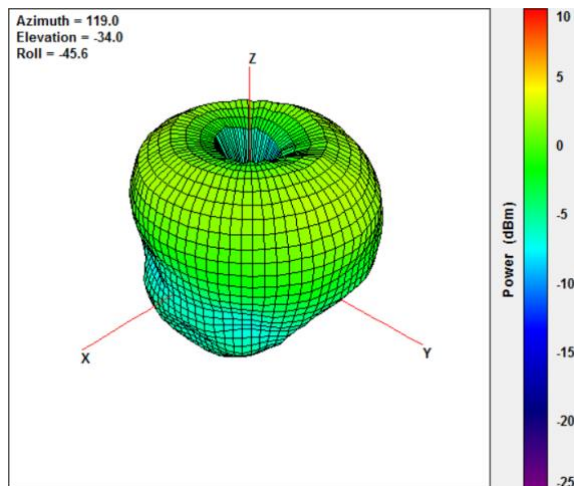


On 30x30 cm ground plane

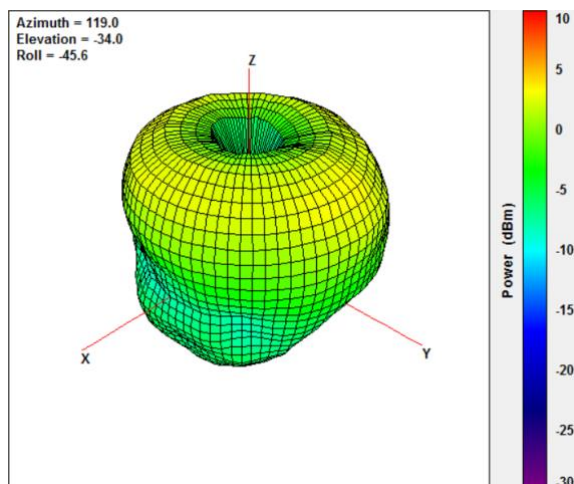
4.2 3D and 2D Radiation Patterns (On 30cm*30cm Ground Plane)



902MHz

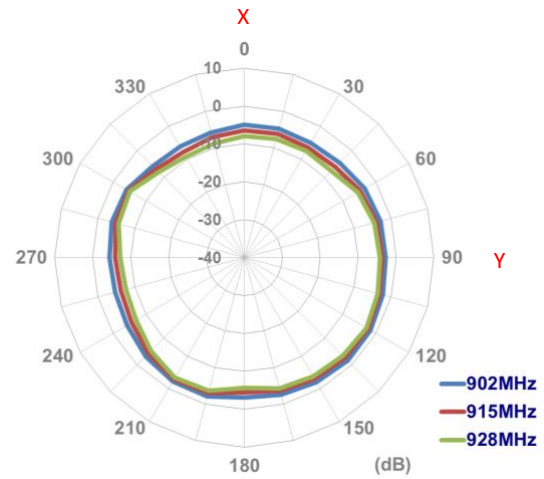


915MHz

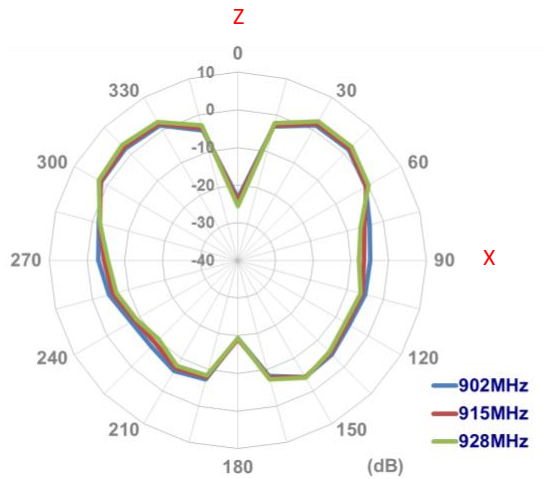


928MHz

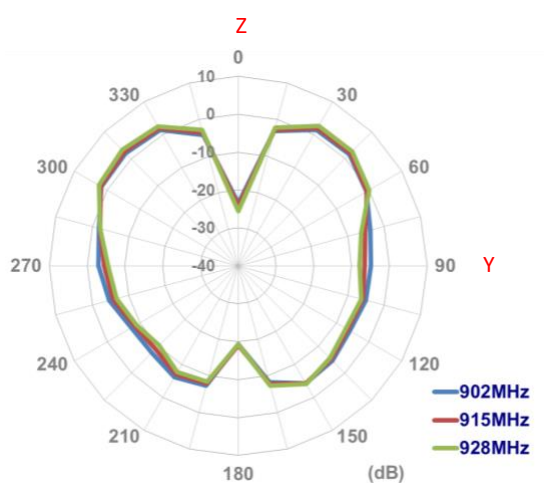
XZ Plane



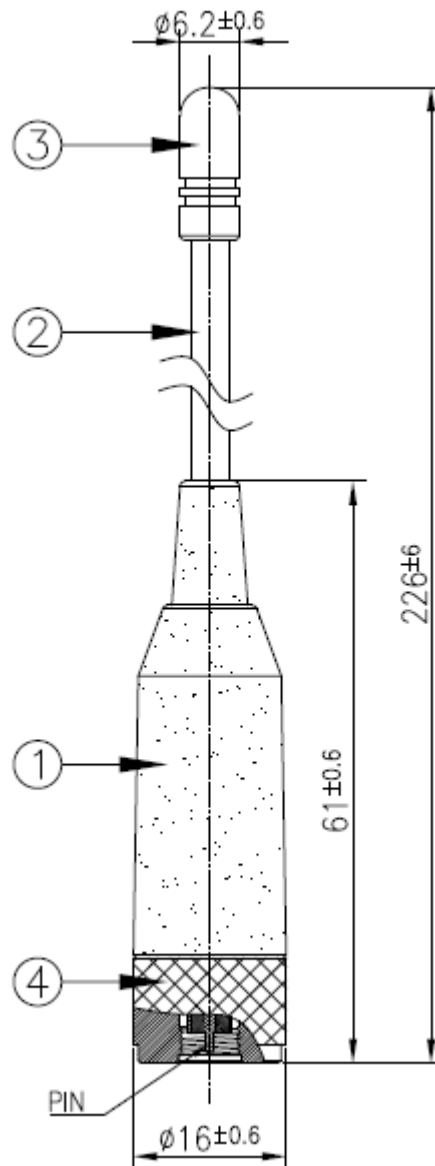
XZ Plane



YZ Plane



5. Mechanical Drawing (Units: mm)



	Name	Material	Finish	QTY
1	Housing	ABS	Black	1
2	Flexible Whip	Steel+PE Jacket	Black	1
3	Cap	ABS	Black	1
4	SMA(M)ST	Brass	Black	1

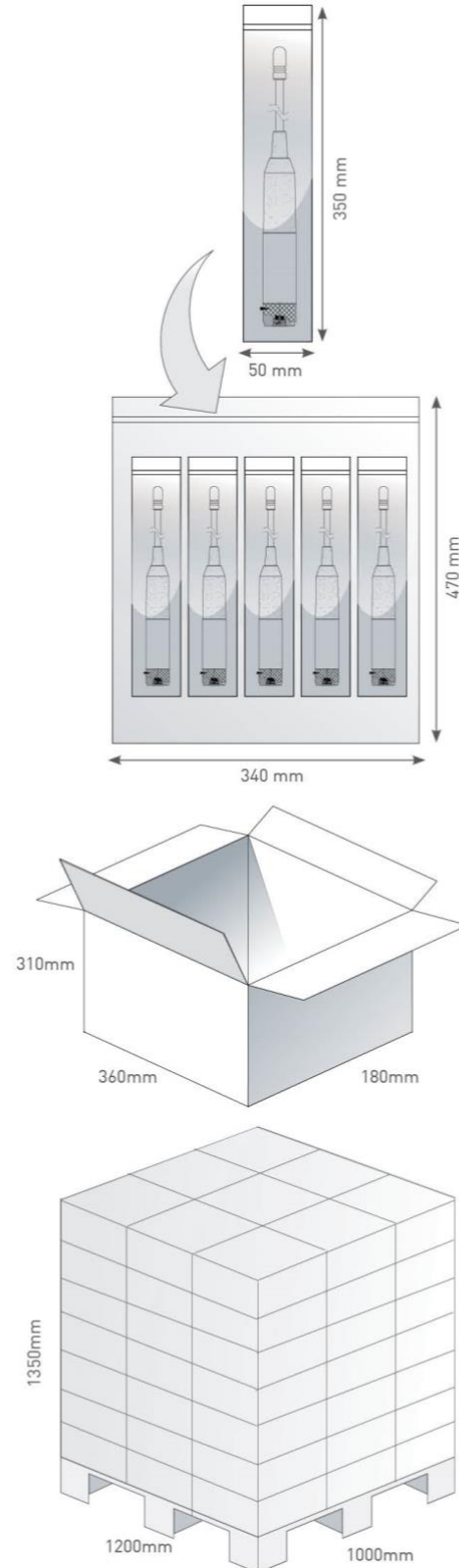
6. Packaging

1 pcs FW.95.B.SMA.M per PE Bag
 Bag Dimensions - 380*50mm
 Weight - 38g

50 PE Bags per Large PE Bag
 50 pcs FW.95.B.SMA.M per Large PE Bag
 Large PE Bag Dimensions - 470*340mm
 Weight - 2Kg

5 Large PE Bags per Carton
 50 pcs FW.95.B.SMA.M per Carton
 Carton Dimensions - 360*310*180mm
 Weight - 10.5Kg

Pallet Dimensions:
 1200*1000*1350mm
 63 Cartons Per Pallet
 9 Cartons Per Layer
 7 Layers



Changelog for the datasheet

SPE-16-8-007 - FW.95.B.SMA.M

Revision: B	
Date:	2019-08-16
Changes:	Updated to new format
Changes Made by:	Dan Cantwell

Previous Revisions

Revision: A (Original First Release)	
Date:	2015-12-01
Notes:	
Author:	Wayne Yang



TAOGLAS®

www.taoglas.com





Компания «ЭлектроПласт» предлагает заключение долгосрочных отношений при поставках импортных электронных компонентов на взаимовыгодных условиях!

Наши преимущества:

- Оперативные поставки широкого спектра электронных компонентов отечественного и импортного производства напрямую от производителей и с крупнейших мировых складов;
- Поставка более 17-ти миллионов наименований электронных компонентов;
- Поставка сложных, дефицитных, либо снятых с производства позиций;
- Оперативные сроки поставки под заказ (от 5 рабочих дней);
- Экспресс доставка в любую точку России;
- Техническая поддержка проекта, помощь в подборе аналогов, поставка прототипов;
- Система менеджмента качества сертифицирована по Международному стандарту ISO 9001;
- Лицензия ФСБ на осуществление работ с использованием сведений, составляющих государственную тайну;
- Поставка специализированных компонентов (Xilinx, Altera, Analog Devices, Intersil, Interpoint, Microsemi, Aeroflex, Peregrine, Syfer, Eurofarad, Texas Instrument, Miteq, Cobham, E2V, MA-COM, Hittite, Mini-Circuits, General Dynamics и др.);

Помимо этого, одним из направлений компании «ЭлектроПласт» является направление «Источники питания». Мы предлагаем Вам помощь Конструкторского отдела:

- Подбор оптимального решения, техническое обоснование при выборе компонента;
- Подбор аналогов;
- Консультации по применению компонента;
- Поставка образцов и прототипов;
- Техническая поддержка проекта;
- Защита от снятия компонента с производства.



Как с нами связаться

Телефон: 8 (812) 309 58 32 (многоканальный)

Факс: 8 (812) 320-02-42

Электронная почта: org@eplast1.ru

Адрес: 198099, г. Санкт-Петербург, ул. Калинина, дом 2, корпус 4, литера А.