

4

3

2

1

THIS DRAWING IS UNPUBLISHED.

RELEASED FOR PUBLICATION

© COPYRIGHT BY TYCO ELECTRONICS CORPORATION. ALL RIGHTS RESERVED.

LOC DIST

E B

REVISIONS

P	LTR	DESCRIPTION	DATE	DWN	APVD
C1		ECR-10-013553	26JUN10	KK	HMR

Technical drawing of a TJH1000 Brake Resistor. The drawing shows a side view of the resistor with various dimensions in millimeters and inches. Key dimensions include: overall length 350.2 (13.787) / 349.8 (13.771); lead length 405 (15.940) / 395 (15.556); lead diameter 10.20 (4.02) / 9.60 (3.86); resistor body diameter 5.0 (0.197) / 4.6 (0.181); and end seal dimensions 15.2 (0.599) / 14.8 (0.583), 13.2 (0.520), 12.8 (0.504), 1.7 (0.067), 1.3 (0.051), 50.2 (1.976) / 49.8 (1.961), 10.20 (0.402) / 9.80 (0.386), and R 1.2 (0.047) / 0.8 (0.031) TYP. Components include 16-14 AWG (STRANDED) A/R (SEE NOTE 4) and C-34123 (2 OFF) AMP TERMINAL RING. The resistor body is T JH1000 FROM RAW EXTRUSION FROM TE PART NUMBER 0-1676489-1.

SPECIFICATION TABLE

TE PART NO. - 0-1630955-1

POWER RATING	600W
POWER RATING 600W FOR A MAXIMUM CASE SURFACE TEMPERATURE OF 150 C	
RESISTANCE	5 Ohms
STANDARD TOLERANCE	+/- 10 %
INSULATION VOLTAGE ACrms	2.5KV
INSULATION RESISTANCE GOhm	>90
SERIES INDUCTANCE uH	6.5
OPERATING TEMPERATURE RANGE	-60 C TO +150 C
HEAT SINK RATING	0.38 C/W

NOTES :

- FINISH : EXTRUSION TO BE CLEAN AND DEBURRED
EXTRUSION TO BE ANODISED NATURAL CLEAR 9um +/- 1um
- INTERNAL FILLER FORTAFIX CEMENT
- END SEAL : BOTH ENDS TO BE SEALED WITH DOW CORNING 736 SEALANT
- WIRE : 32/0.2mm SILICONE COATED NICKEL COATED COPPER WIRE

MANUFACTURER : TE

ORDERING PROCEDURE :

QUOTE GOODRICH REFERENCE NUMBER, CURRENT ISSUE OF DRAWING 86603341, CURRENT ISSUE OF DRAWING

THIS ITEM IS FOR AEROSPACE APPLICATION AND IS SUBJECT TO TYPE APPROVAL. TESTING NO CHANGE TO ITEMS SUPPLIED TO THIS DESIGN STANDARD IS PERMITTED EXCEPT AS AUTHORIZED BY "GOODRICH CONTROL SYSTEMS LIMITED - ENGINE CONTROL SYSTEMS". ITEMS MAY BE PURCHASED EITHER FROM THE MANUFACTURER OR THEIR APPROVED AGENTS, BUT IN ALL CASES ALTERNATIVE MANUFACTURERS TO THOSE LISTED UNDER THE GOODRICH CONTROL SYSTEMS LIMITED - ENGINE CONTROL SYSTEMS PART No. ARE NOT PERMITTED

Schedule

TE Part No.	Description	Customer Part No.
0-1630955-1	TJH1000 BRAKE RESISTOR (5 Ohms) 400mm Leads	090915-01

NOTE:

1

OBSOLETE

THIS DRAWING IS A CONTROLLED DOCUMENT.

DIMENSIONS: MM

MATERIAL

TOLERANCES UNLESS OTHERWISE SPECIFIED:

0 PLC	± -
1 PLC	± 0.2
2 PLC	± -
3 PLC	± -
4 PLC	± -
ANGLES	± -
FINISH	-

DWN 05-09-03

Chris Bolle

CHK 05-09-03

Chris Bolle

APVD 05-09-03

Jonathan Catchpole

PRODUCT SPEC

APPLICATION SPEC

WEIGHT -

CUSTOMER DRAWING

05-09-03

Tyco Electronics Corporation
Dorcan, Swindon, GB

NAME

TJH1000 BRAKE RESISTOR

SIZE

CAGE CODE

DRAWING NO

RESTRICTED TO

A3

00779

C-1630955

SCALE 1:1

SHEET 1 OF 3

REV C1

AMP 1470-19 REV 31MAR2000

THIS DRAWING IS UNPUBLISHED.

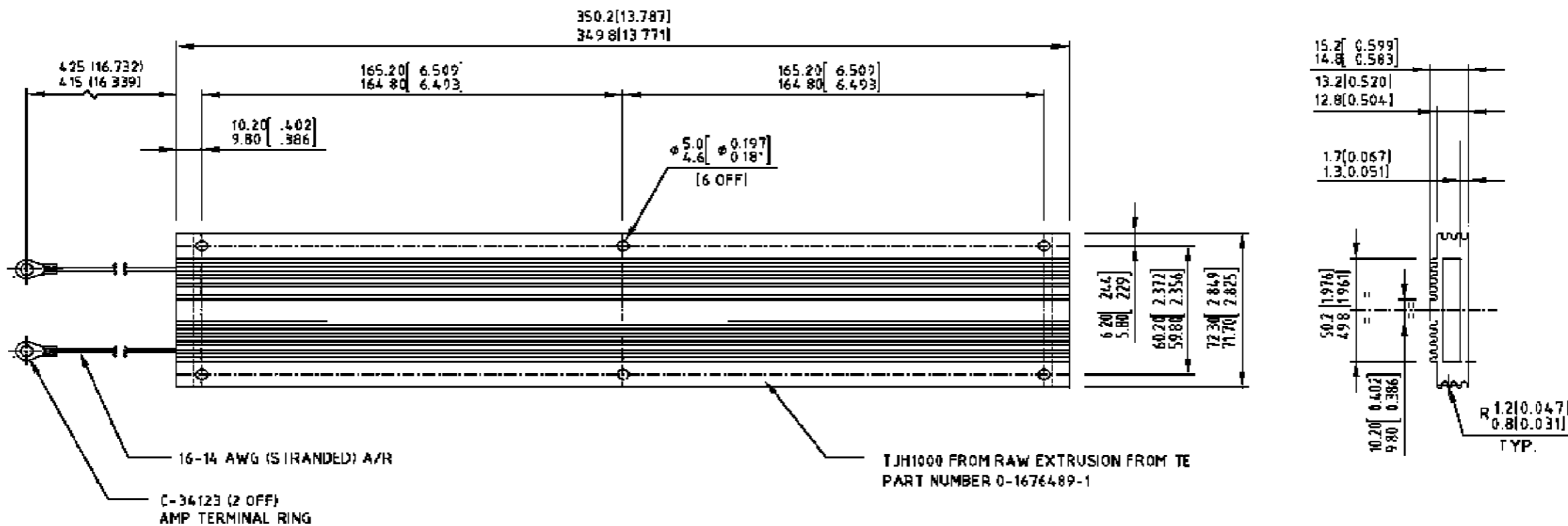
RELEASED FOR PUBLICATION

© COPYRIGHT BY TYCO ELECTRONICS CORPORATION. ALL RIGHTS RESERVED.

LOC E DIST B

REVISIONS

P	LTR	DESCRIPTION	DATE	OWN	APVD
	-	SEE SHEET 1	-	-	-



SPECIFICATION TABLE

TE PART No. : 0-1630955-2

POWER RATING	600W
POWER RATING 600W FOR A MAXIMUM CASE SURFACE TEMP RISE OF 150 C	
RESISTANCE	10 Ohms
STANDARD TOLERANCE	+/- 10 %
INSULATION VOLTAGE ACrms	2.5KV
INSULATION RESISTANCE GOhm	>90
SERIES INDUCTANCE uH	6.5
OPERATING TEMPERATURE RANGE	-60 C TO +150 C
HEAT SINK RATING	0.38 C/W

NOTES

1. FINISH : EXTRUSION TO BE CLEAN AND DEBURRED
EXTRUSION TO BE ANODISED NATURAL CLEAR 9um +/- 1um
2. INTERNAL FILLER FORTAFIX CEMENT.
3. END SEAL : BOTH ENDS TO BE SEALED WITH DOW CORNING 736 SEALANT
4. WIRE : 32/0.2mm SILICONE COATED NICKEL COATED COPPER WIRE.

MANUFACTURER - TE

ORDERING PROCEDURE :

QUOTE GOODRICH REFERENCE NUMBER, CURRENT ISSUE OF DRAWING 86603352, CURRENT ISSUE OF DRAWING

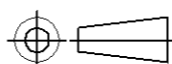
THIS ITEM IS FOR AEROSPACE APPLICATION AND IS SUBJECT TO TYPE APPROVAL TESTING. NO CHANGE TO ITEMS SUPPLIED TO THIS DESIGN STANDARD IS PERMITTED EXCEPT AS AUTHORIZED BY "GOODRICH CONTROL SYSTEMS LIMITED - ENGINE CONTROL SYSTEMS". ITEMS MAY BE PURCHASED EITHER FROM THE MANUFACTURER OR THEIR APPROVED AGENT'S, BUT IN ALL CASES ALTERNATIVE MANUFACTURERS TO THOSE LISTED UNDER THE GOODRICH CONTROL SYSTEMS LIMITED - ENGINE CONTROL SYSTEMS PART No. ARE NOT PERMITTED.

Schedule

TE Part No.	Description	Customer Part No.
0-1630955-2	TJH1000 BRAKE RESISTOR (10 Ohms) 420mm Leads	86603352

THIS DRAWING IS A CONTROLLED DOCUMENT.

DIMENSIONS: MM



MATERIAL

TOLERANCES UNLESS OTHERWISE SPECIFIED:

0 PLC	± -
1 PLC	± 0.2
2 PLC	± -
3 PLC	± -
4 PLC	± -
ANGLES	± -
FINISH	-

DWN 05-09-03

Chris Bolle

CHK 05-09-03

Chris Bolle

APVD 05-09-03

Jonathan Catchpole

PRODUCT SPEC

APPLICATION SPEC

WEIGHT

CUSTOMER DRAWING

05-09-03



Tyco Electronics Corporation
Dorcan, Swindon, GB

NAME

TJH1000 BRAKE RESISTOR

SIZE

CAGE CODE

DRAWING NO

RESTRICTED TO

A3

00779

C-1630955

-

SCALE 1:1

SHEET 2 OF 3

REV C1

THIS DRAWING IS UNPUBLISHED.

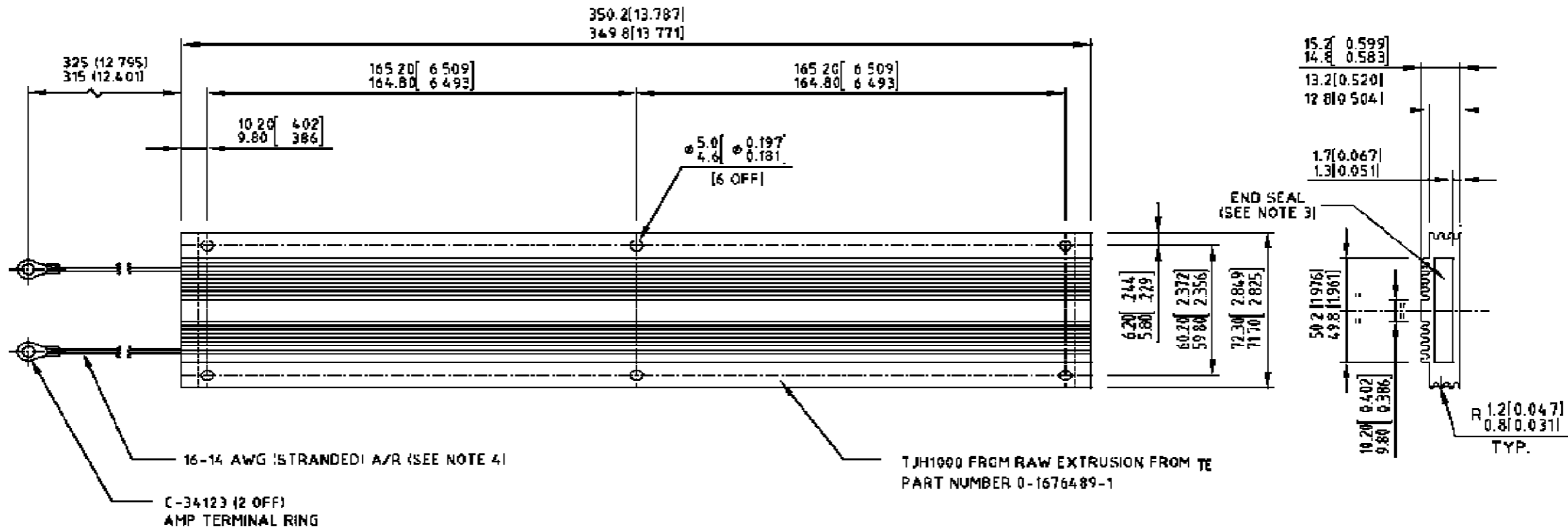
RELEASED FOR PUBLICATION

© COPYRIGHT BY TYCO ELECTRONICS CORPORATION. ALL RIGHTS RESERVED.

LOC E DIST B

REVISIONS

P	LTR	DESCRIPTION	DATE	DWN	APVD
		SEE SHEET 1			



SPECIFICATION TABLE

TE Part No. 0-1630955-3

POWER RATING	600W
POWER RATING 600W FOR A MAXIMUM CASE SURFACE TEMP. RISE OF 150 C	
RESISTANCE	5 Ohms
STANDARD TOLERANCE	+/- 10 %
INSULATION VOLTAGE AC rms	2.5KV
INSULATION RESISTANCE GOhm	>90
SERIES INDUCTANCE uH	6.5
OPERATING TEMPERATURE RANGE	-60 C TO +150 C
HEAT SINK RATING	0.38 C/W

NOTES

- FINISH : EXTRUSION TO BE CLEAN AND DEBURRED
EXTRUSION TO BE ANODISED NATURAL CLEAR 9um +/- 1um
- INTERNAL FILLER FORTAFIX CEMENT.
- END SEAL : BOTH ENDS TO BE SEALED WITH DOW CORNING 736 SEALANT
- WIRE : 32/0 2mm SILICONE COATED NICKEL COATED COPPER WIRE

MANUFACTURER : TE

ORDERING PROCEDURE :

QUOTE GOODRICH REFERENCE NUMBER, CURRENT ISSUE OF DRAWING 86603344, CURRENT ISSUE OF DRAWING

THIS ITEM IS FOR AEROSPACE APPLICATION AND IS SUBJECT TO TYPE APPROVAL TESTING. NO CHANGE TO ITEMS SUPPLIED TO THIS DESIGN STANDARD IS PERMITTED EXCEPT AS AUTHORIZED BY "GOODRICH CONTROL SYSTEMS LIMITED - ENGINE CONTROL SYSTEMS". ITEMS MAY BE PURCHASED EITHER FROM THE MANUFACTURER OR THEIR APPROVED AGENTS, BUT IN ALL CASES ALTERNATIVE MANUFACTURERS TO THOSE LISTED UNDER THE GOODRICH CONTROL SYSTEMS LIMITED - ENGINE CONTROL SYSTEMS PART No. ARE NOT PERMITTED.

Schedule

TE Part No.	Description	Customer Part No.
0-1630955-3	TJH1000 BRAKE RESISTOR (5 Ohms) 320mm Leads	86603344

THIS DRAWING IS A CONTROLLED DOCUMENT.

DIMENSIONS:	TOLERANCES UNLESS OTHERWISE SPECIFIED:
MM	
0 PLC	± -
1 PLC	± 0.2
2 PLC	± -
3 PLC	± -
4 PLC	± -
ANGLES	± -
MATERIAL	FINISH
-	-

DWN	Chris Bolle	05-09-03	Tyco Electronics Corporation	
CHK	Chris Bolle	05-09-03	Dorcan, Swindon, GB	
APVD	Jonathan Catchpole	05-09-03	NAME	
PRODUCT SPEC	TJH1000 BRAKE RESISTOR			
APPLICATION SPEC	-			
SIZE	A3	CAGE CODE	00779	DRAWING NO
WEIGHT	-	RESTRICTED TO	-	
CUSTOMER DRAWING		SCALE	1:1	SHEET 3 OF 3
		REV	C1	



Компания «ЭлектроПласт» предлагает заключение долгосрочных отношений при поставках импортных электронных компонентов на взаимовыгодных условиях!

Наши преимущества:

- Оперативные поставки широкого спектра электронных компонентов отечественного и импортного производства напрямую от производителей и с крупнейших мировых складов;
- Поставка более 17-ти миллионов наименований электронных компонентов;
- Поставка сложных, дефицитных, либо снятых с производства позиций;
- Оперативные сроки поставки под заказ (от 5 рабочих дней);
- Экспресс доставка в любую точку России;
- Техническая поддержка проекта, помощь в подборе аналогов, поставка прототипов;
- Система менеджмента качества сертифицирована по Международному стандарту ISO 9001;
- Лицензия ФСБ на осуществление работ с использованием сведений, составляющих государственную тайну;
- Поставка специализированных компонентов (Xilinx, Altera, Analog Devices, Intersil, Interpoint, Microsemi, Aeroflex, Peregrine, Syfer, Eurofarad, Texas Instrument, Miteq, Cobham, E2V, MA-COM, Hittite, Mini-Circuits, General Dynamics и др.);

Помимо этого, одним из направлений компании «ЭлектроПласт» является направление «Источники питания». Мы предлагаем Вам помощь Конструкторского отдела:

- Подбор оптимального решения, техническое обоснование при выборе компонента;
- Подбор аналогов;
- Консультации по применению компонента;
- Поставка образцов и прототипов;
- Техническая поддержка проекта;
- Защита от снятия компонента с производства.



Как с нами связаться

Телефон: 8 (812) 309 58 32 (многоканальный)

Факс: 8 (812) 320-02-42

Электронная почта: org@eplast1.ru

Адрес: 198099, г. Санкт-Петербург, ул. Калинина, дом 2, корпус 4, литера А.