

1

2

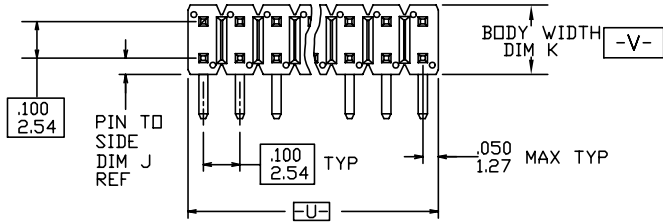
3

4

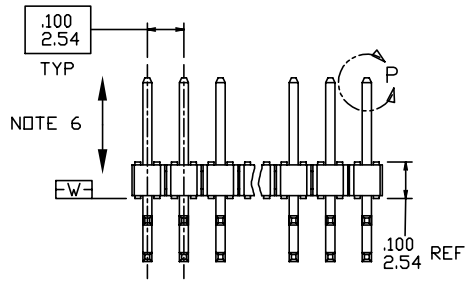
PRODUCT NUMBER

XXXXX-YYYHTLF

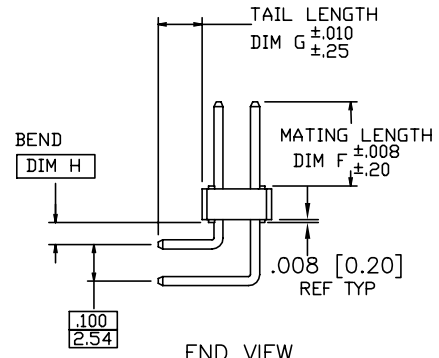
- LEAD FREE OPTION
SEE NOTE 1,11
- TUBE PACKAGING OPTION
SEE NOTE 1
- HIGH TEMPERATURE PLASTIC
SEE NOTE 1
- NO. OF POSITIONS
SEE NOTE 1
- PIN PLATING
SEE SHEET 2
- BASE PART NO.



TOP VIEW

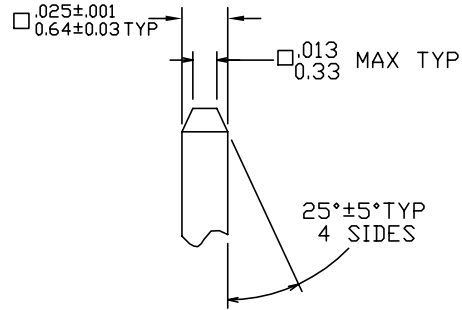


SIDE VIEW



END VIEW

⊕ ∅ .020/.51 (M) U (M) V (S) W
NOTE 4



DETAIL P
TYP BOTH ENDS

rev	ecn no	dr	date
AJ	ELX-N-16105	ZK	2013-10-22
AD	M05-0072	MHT	5/03/05
AE	M06-0269	MHT	7/17/06
AF	M06-0346	MHT	9/04/06
AG	M08-0291	MHT	10/06/08
AH	N11-0118	J.Z	2011-04-12

www.fciconnect.com			surface 6.4 ISO 1302	tolerance std ISO 406 ISO 1101	projection ISO 1101	INCH/MM
TOLERANCES UNLESS OTHERWISE SPECIFIED			ANGULAR	LINEAR	size A4	Scale 1.000
Dr	D. WITHING	4/08/93	0°	±2°	0.X ±0.3	ECN
Eng	T.HANNA	4/08/93	0.XX ±0.15	0.XXX ±0.05	ECN	
Chr	T.HANNA	4/08/93	Product family BERGSTIK		Spec ref	
Appr	T.HANNA	4/08/93	title BERGSTIK® II HEADER .100 DR R/A SELF-RET		dwg no 69193	Rev. AJ
catalog no			CUSTOMER		sheet 1 of 4	



Copyright FCI.

1

2

3

4

PIN PLATING CODES:

XXXX-1YY	30u"/0.76u MIN (SEE NOTE 12) OVER 50u"/1.27u MIN Ni
XXXX-2YY	15u"/0.38u MIN (SEE NOTE 12) OVER 50u"/1.27u MIN Ni
XXXX-3YY	50u"/1.27u MIN (SEE NOTE 12) OVER 50u"/1.27u MIN Ni
XXXX-4YY	100u"/2.54u MIN Sn OVER 50u"/1.27u MIN Ni (SEE NOTE 13)
XXXX-4YHLF	
XXXX-5YY	15u"/0.38u MIN (SEE NOTE 12) OVER 50u"/1.27u MIN Ni
XXXX-6YY	30u"/0.76u MIN (SEE NOTE 12) OVER 50u"/1.27u MIN Ni
XXXX-7YY	30u"/0.76u MIN (SEE NOTE 12) OVER 50u"/1.27u MIN Ni
XXXX-8YY	15u"/0.38u MIN (SEE NOTE 12) OVER 50u"/1.27u MIN Ni
XXXX-9YY	15u"/0.38u MIN (SEE NOTE 12) OVER 50u"/1.27u MIN Ni
XXXX-0YY	30u"/0.76u MIN (SEE NOTE 12) OVER 50u"/1.27u MIN Ni

NOTES

1. PART NUMBER OPTIONS:

PIN PLATING CODES (SEE ABOVE)

HIGH TEMP. MATERIAL:
FOR HIGH-TEMPERATURE APPLICATIONS, SPECIFY AN "H" AT THE END OF THE PART NUMBER, AND PCT WILL BE SUPPLIED.

NUMBER OF POSITION:
ANY NUMBER OF POSITIONS FROM 2 (2X1) THRU 72 (2X36).

PACKAGING:
PACKAGED IN POLY BAGS.
EIGHT DIGIT PART NUMBERS FOLLOWED BY A "T" ARE PACKAGED IN TUBES. SEE SPECIFIC PART NUMBERS FOR AVAILABILITY.

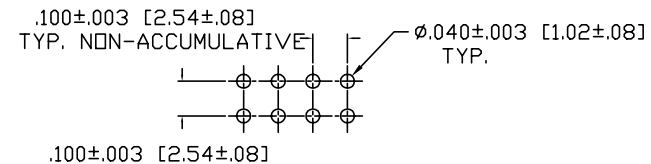
LEAD FREE:
ADD "HLF" SUFFIX AT THE END OF PART NUMBER FOR LEAD FREE OPTION, NOT AVAILABLE FOR -5YY,-5YYH,-6YY & -6YYH.

2. BODY MATERIAL:
MANUFACTURER'S OPTION OF NYLON OR PCT, GLASS FIBER REINFORCED, FLAME RETARDENT PER UL-94V-0.
COLOR: BLACK OR MINERAL FILLED LCP, COLOR BLACK
FLAME RETARDENT PER UL-94V-0.

PART NUMBERS WITH "H" SUFFIX WILL WITHSTAND EXPOSURE TO 260°C PEAK TEMPERATURE FOR 20 SECONDS IN WAVE SOLDER, INFRA-RED OR VAPOR PHASE SOLDER PROCESS.

PART NUMBERS WITHOUT "H" SUFFIX WILL WITHSTAND EXPOSURE TO 260°C PEAK TEMPERATURE FOR WAVE SOLDER PROCESS.

- 3. PIN MATERIAL: PHOS-BRONZE.
- 4. MEASURED WITH PART IN RESTRAINED CONDITION.
- 5. TWO SIDES OF PIN TIPS NOT PLATED. TYPICAL BOTH ENDS.
- 6. 2LBS/0.9KG MIN PIN RETENTION IN EITHER DIRECTION.
- 7. ±.010/0.25 TOL. APPLIES TO ALL "G" TAILS EXCEPT INDICATED PARTS ON TABLE WHERE +.010/0.25,-.000/0.00 APPLIES.
- 8. SECTION R-R DIMENSIONS APPLY SPECIFIED ENDS OF RETENTION PIN POSITIONS ONLY. SEE PRODUCT PART NUMBER FOR SINGLE OR DUAL SIDE RETENTION LOCATED AT MANUFACTURES OPTION.
- 9. SECTION S-S DIMENSIONS APPLY TO DUAL RETENTION PIN POSITIONS ONLY, SEE PRODUCT PART NUMBER FOR SINGLE OR DUAL SIDE RETENTION. LOCATED AT MANUFACTURES OPTION.
- 10. 5LB/2.3KG MAX INSERTION FORCE AND .25LB/.1KG MIN RETENTION FORCE PER RETENTIVE PIN USING .062/1.57 THICK CIRCUIT BOARDS AND RECOMMENDED HOLE PATTERN.
- 11. THESE PRODUCTS MEETS EUROPEAN UNION DIRECTIVES AND OTHER COUNTRY REGULATION AS DESCRIBED IN GS-22-008.
- 12. PLATING OPTIONS:
PERFORMANCE PLATING WILL BE EITHER GOLD OR GXT ON POST OR TAIL, OPTIONALLY (78~295u"/2~7.5u) TIN ON TAIL.
- 13. THIS PRODUCT HAS 100% TIN PLATING IN THE INTERFACE AND HAS NOT BEEN TESTED FOR WHISKER GROWTH IN ALL INTERCONNECT ENVIRONMENTS.



RECOMMENDED HOLE PATTERN

www.fciconnect.com			surface ISO 1302 ✓	tolerance std ISO 406 ISO 1101	projection INCH/MM
			TOLERANCES UNLESS OTHERWISE SPECIFIED		← →
Dr	D. WITHING	4/08/93	ANGULAR	0.X ±0.3	size A4
Eng	T.HANNA	4/08/93	LINEAR	0.XX ±0.15	Scale 1.000
Chr	T.HANNA	4/08/93	0° ±2°	0.XXX ±0.05	ECN
Appr	T.HANNA	4/08/93	Product family	BERGSTIK	Spec ref
FCI			title	BERGSTIK® II HEADER .100 DR R/A SELF-RET	Rev. AJ
			catalog no	CUSTOMER	sheet 2 of 4
			dwg no	69193	

1

2

3

4

A

B

C

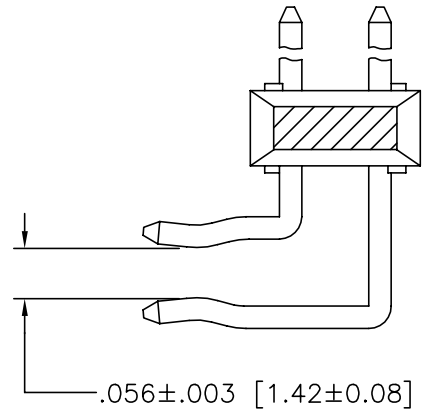
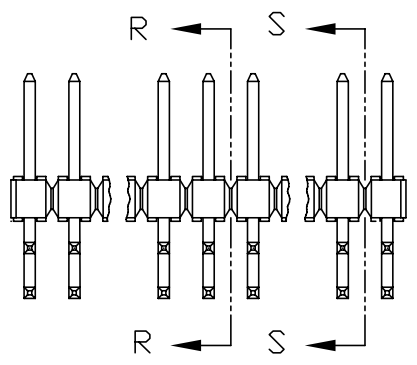
D

A

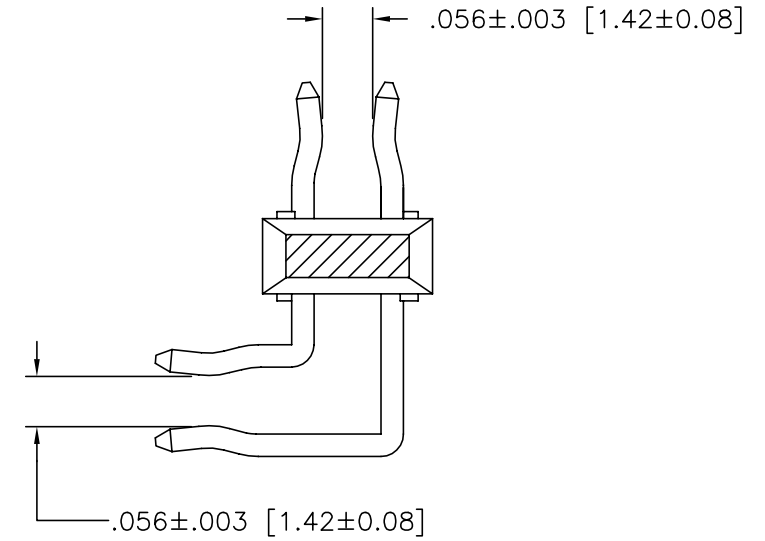
B

C

D



SECTION R-R
NOTE 8



SECTION S-S
NOTE 9

www.fciconnect.com			surface ISO 1302 ✓		tolerance std ISO 406 ISO 1101		projection ⊕		INCH/MM		
			TOLERANCES UNLESS OTHERWISE SPECIFIED						←→		
Dr	D. WITHING	4/08/93	ANGULAR	LINEAR	0.X	±0.3	size A4	Scale 1.000			
Eng	T.HANNA	4/08/93			0.XX	±0.15		ECN			
Chr	T.HANNA	4/08/93			0°	±2°			0.XXX	±0.05	
Appr	T.HANNA	4/08/93	Product family		BERGSTIK		Spec ref				
FCI			title BERGSTIK® II HEADER .100 DR R/A SELF-RET				dwg no 69193		Rev. AJ		
			catalog no				CUSTOMER		sheet 3 of 4		



Copyright FCI.

1

2

3

4

1

2

3

4

PRODUCT NUMBER	MATING LENGTH		TAIL LENGTH		BEND DIM.		PIN TO SIDE		BODY WIDTH		RETENTION	LOCATION	PACKAGING	NOTES	LF OPTION
	DIM F	DIM F	DIM G	DIM G	DIM H	DIM H	DIM J	DIM J	DIM K	DIM K					
69193-XY	0.230	5.84	0.120	3.05	0.060	1.52	0.045	1.14	0.190	4.83	G TAIL	POLY BAGS		OB	NOTE 1,11
78253-XY	N O T A V A I L A B L E														
78276-XY	0.318	8.08	0.120	3.05	0.060	1.52	0.070	1.78	0.240	6.10	G TAIL	POLY BAGS/TUBES	-		
78299-XY	0.230	5.84	0.120	3.05	0.060	1.52	0.070	1.78	0.240	6.10	G TAIL	POLY BAGS/TUBES	-		
86381-XY	0.250	6.35	0.120	3.05	0.060	1.52	0.070	1.78	0.240	6.10	G TAIL	POLY BAGS	-	OB	
87227-XY	0.318	8.08	0.120	3.05	0.060	1.52	0.045	1.14	0.190	4.83	G TAIL	POLY BAGS	-	OB	
87801-XY	N O T A V A I L A B L E														
87845-XY	0.230	5.84	0.085	2.16	0.060	1.52	0.070	1.78	0.240	6.10	G TAIL	POLY BAGS/TUBES	7	OB	
90305-XY	0.165	4.19	0.120	3.05	0.060	1.52	0.070	1.78	0.240	6.10	G TAIL	POLY BAGS/TUBES	7	OB	
93150-XY	0.275	6.99	0.120	3.05	0.060	1.52	0.045	1.14	0.190	4.83	G TAIL	POLY BAGS	-	OB	
93240-XY	0.338	8.59	0.120	3.05	0.060	1.52	0.070	1.78	0.240	6.10	G TAIL	POLY BAGS	-	OB	
94048-XYH	0.380	9.65	0.120	3.05	0.060	1.52	0.070	1.78	0.240	6.10	G TAIL	POLY BAGS	-	OB	

A

A

B

B

C

C

D

D



Copyright FCI.

www.fciconnect.com			surface ISO 1302	<input checked="" type="checkbox"/>	tolerance std ISO 406 ISO 1101	projection 	INCH/MM
			TOLERANCES UNLESS OTHERWISE SPECIFIED				
Dr	D. WITHING	4/08/93	ANGULAR	LINEAR	0.X	±0.3	size A4
Eng	T.HANNA	4/08/93			0.XX	±0.15	
Chr	T.HANNA	4/08/93	0°	±2°	0.XXX	±0.05	ECN
Appr	T.HANNA	4/08/93	Product family		BERGSTIK	Spec ref	
			title		BERGSTIK® II HEADER .100 DR R/A SELF-RET		dwg no
			catalog no		CUSTOMER		sheet 4 of 4
					69193		Rev. AJ

REV F - 2006-04-17

1

2

3

4

PDS: Rev :AJ

STATUS:Released

Printed: Oct 29, 2013



Компания «ЭлектроПласт» предлагает заключение долгосрочных отношений при поставках импортных электронных компонентов на взаимовыгодных условиях!

Наши преимущества:

- Оперативные поставки широкого спектра электронных компонентов отечественного и импортного производства напрямую от производителей и с крупнейших мировых складов;
- Поставка более 17-ти миллионов наименований электронных компонентов;
- Поставка сложных, дефицитных, либо снятых с производства позиций;
- Оперативные сроки поставки под заказ (от 5 рабочих дней);
- Экспресс доставка в любую точку России;
- Техническая поддержка проекта, помощь в подборе аналогов, поставка прототипов;
- Система менеджмента качества сертифицирована по Международному стандарту ISO 9001;
- Лицензия ФСБ на осуществление работ с использованием сведений, составляющих государственную тайну;
- Поставка специализированных компонентов (Xilinx, Altera, Analog Devices, Intersil, Interpoint, Microsemi, Aeroflex, Peregrine, Syfer, Eurofarad, Texas Instrument, Miteq, Cobham, E2V, MA-COM, Hittite, Mini-Circuits, General Dynamics и др.);

Помимо этого, одним из направлений компании «ЭлектроПласт» является направление «Источники питания». Мы предлагаем Вам помощь Конструкторского отдела:

- Подбор оптимального решения, техническое обоснование при выборе компонента;
- Подбор аналогов;
- Консультации по применению компонента;
- Поставка образцов и прототипов;
- Техническая поддержка проекта;
- Защита от снятия компонента с производства.



Как с нами связаться

Телефон: 8 (812) 309 58 32 (многоканальный)

Факс: 8 (812) 320-02-42

Электронная почта: org@eplast1.ru

Адрес: 198099, г. Санкт-Петербург, ул. Калинина, дом 2, корпус 4, литера А.