

## I/O module - IB ST 24 DIO 8/8/3-2A - 2753708

Please be informed that the data shown in this PDF Document is generated from our Online Catalog. Please find the complete data in the user's documentation. Our General Terms of Use for Downloads are valid (<http://phoenixcontact.com/download>)



INTERBUS-ST digital input/output module, eight inputs, 24 V DC, eight outputs, 24 V DC, 2 A, IP20 degree of protection, consisting of: Terminal part with screw connection and module electronics

### Product Description

INTERBUS ST digital input and output modules

The digital INTERBUS input/output modules provide the option of connecting 8 sensors and 8 actuators with two or three-wire connections.

The electronics module is a plug-in type. In the event of a malfunction, the passive basic termination block remains on the DIN rail and the active electronics module can be replaced within a few seconds.

The modules are protected against polarity reversal and the outputs are additionally protected against short-circuiting with fuses. The status of the fuses is monitored and any errors which occur are passed on to the control system.

The contact with the protective earth ground is made directly when the module is snapped onto the DIN rail.

Input/output status LEDs and bus diagnostic displays on the top side of the module electronics give information on the condition of the module at any time.

All the modules can be labeled individually on the large, pull-out labeling field. The insert cards can be labeled by hand, plotter, or printer. The terminal points can also be labeled individually with Zack strip.

### Product Features

- 8 digital outputs
- 8 digital inputs
- Connection of actuators in 3-wire technology
- Connection of sensors in 3-wire technology
- Electrical isolation
- Diagnostic and status indicators
- DIN rail mounting



### Key Commercial Data

Packing unit	1 pc
GTIN	 4 017918 062880
Weight per Piece (excluding packing)	710.0 g
Custom tariff number	85389091
Country of origin	Germany

# I/O module - IB ST 24 DIO 8/8/3-2A - 2753708

## Technical data

### Note

Utilization restriction	EMC: class A product, see manufacturer's declaration in the download area
-------------------------	---

### Dimensions

Width	118 mm
Height	117 mm
Depth	116 mm

### Ambient conditions

Ambient temperature (operation)	0 °C ... 55 °C
Ambient temperature (storage/transport)	-25 °C ... 70 °C
Permissible humidity (operation)	30 % ... 75 % (non-condensing)
Permissible humidity (storage/transport)	30 % ... 95 % (non-condensing)
Air pressure (operation)	86 kPa ... 108 kPa (1500 m above sea level)
Air pressure (storage/transport)	66 kPa ... 108 kPa (3500 m above sea level)
Degree of protection	IP20

### Interfaces

Fieldbus system	Lokalbus
Designation	ST local bus
Connection method	ST local bus connector
Transmission speed	500 kBit/s

### Digital inputs

Input name	Digital inputs
Connection method	Screw connection
	3-conductor
Number of inputs	8
Typical response time	3 ms (typ.)
Protective circuit	Overload protection Fuse in header
Input voltage	24 V DC
Input voltage range "0" signal	-30 V DC ... 5 V DC
Input voltage range "1" signal	13 V DC ... 30 V DC
Nominal input current at $U_{IN}$	typ. 5 mA (per channel)

### Digital outputs

Output name	Digital outputs
Connection method	Screw connection
	3-conductor
Number of outputs	8

## I/O module - IB ST 24 DIO 8/8/3-2A - 2753708

### Technical data

#### Digital outputs

Protective circuit	Short-circuit protection Fuse
Maximum output current per channel	2 A
Maximum output current per module / terminal block	16 A
Maximum output current per group	8 A

#### Power supply for module electronics

Supply voltage	24 V DC
Supply voltage range	20 V DC ... 30 V DC (including ripple)
Ripple	3.6 V <sub>pp</sub> within the allowable voltage range
Current consumption	0.2 A
Communications power U <sub>L</sub>	9 V DC
Current consumption	max. 100 mA

#### General

Mounting type	DIN rail
Net weight	710 g

#### Standards and Regulations

Test section	Bus logic / I/O 500 V AC 50 Hz 1 min.
	I/O / Ground conductor 500 V AC 50 Hz 1 min.
Connection in acc. with standard	CUL
Protection class	III, IEC 61140, EN 61140, VDE 0140-1

### Classifications

#### eCl@ss

eCl@ss 4.0	27250302
eCl@ss 4.1	27250302
eCl@ss 5.0	27250302
eCl@ss 5.1	27242604
eCl@ss 6.0	27242604
eCl@ss 7.0	27242604
eCl@ss 8.0	27242604
eCl@ss 9.0	27242604

#### ETIM

ETIM 2.0	EC001430
ETIM 3.0	EC001599
ETIM 4.0	EC001599

# I/O module - IB ST 24 DIO 8/8/3-2A - 2753708

## Classifications

### ETIM

ETIM 5.0	EC001599
----------	----------

### UNSPSC

UNSPSC 6.01	43172015
UNSPSC 7.0901	43201404
UNSPSC 11	43172015
UNSPSC 12.01	43201404
UNSPSC 13.2	43201404

## Approvals

### Approvals

---

#### Approvals

UL Recognized / cUL Recognized / EAC / cULus Recognized

---


#### Ex Approvals


---

#### Approvals submitted

---

## Approval details

UL Recognized 	
mm <sup>2</sup> /AWG/kcmil	30-12

cUL Recognized 	
mm <sup>2</sup> /AWG/kcmil	30-12

EAC
-----

## I/O module - IB ST 24 DIO 8/8/3-2A - 2753708

### Approvals



### Accessories

#### Accessories

#### Bridge

Jumper - IB ST LBC - 2836492



Spare local bus cable, for INTERBUS-ST modules

Insertion bridge - EB 84 IB ST BU - 2836269



Insertion bridges, divisible, isolated comb spine, color blue, 84-pos.

Insertion bridge - EB 84 IB ST RD - 2836272



Insertion bridges, divisible, isolated comb spine, color red, 84-pos.

### Device parameterization

Software - AX+ BASIC - 2985068



Software CD for FDT container for integrating device DTMs (free download)

## I/O module - IB ST 24 DIO 8/8/3-2A - 2753708

### Accessories

Software - AX DTM LIB - 2988065



DTM library

---

### Fuse

Fuse - IBS TR5 4AF - 2753465



Replacement fuse, for INTERBUS-ST modules

---

Replacement electronics module - IB STME 24 DIO 8/8/3-2A - 2752945



Replacement module electronics for IB ST (ZF) 24 DIO 8/8/3-2A

---

### Spare parts

Jumper - IB ST LBC - 2836492



Spare local bus cable, for INTERBUS-ST modules

---

Fuse - IBS TR5 4AF - 2753465



Replacement fuse, for INTERBUS-ST modules

# I/O module - IB ST 24 DIO 8/8/3-2A - 2753708

## Accessories

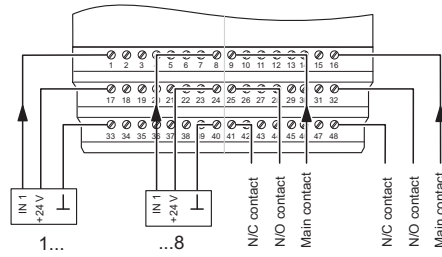
Replacement electronics module - IB STME 24 DIO 8/8/3-2A - 2752945



Replacement module electronics for IB ST (ZF) 24 DIO 8/8/3-2A

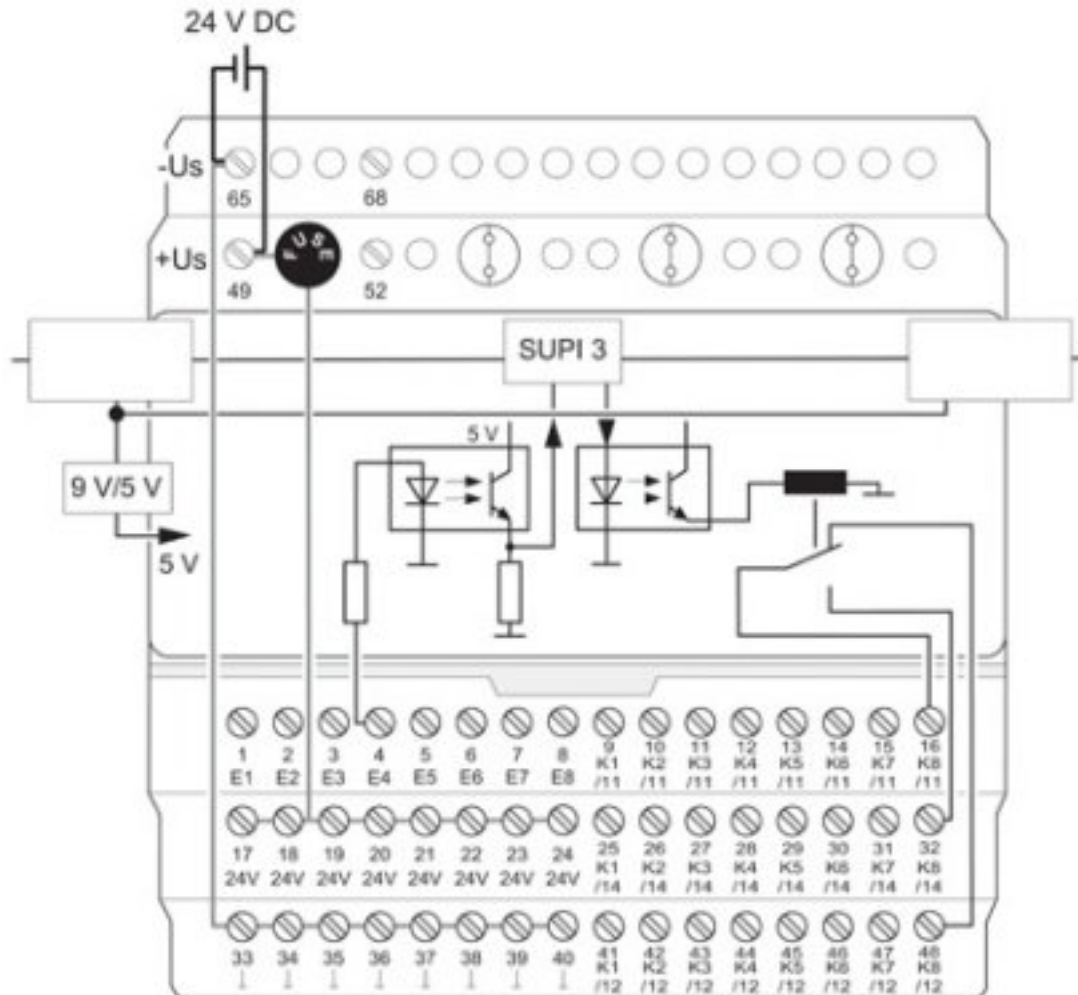
## Drawings

Connection diagram



# I/O module - IB ST 24 DIO 8/8/3-2A - 2753708

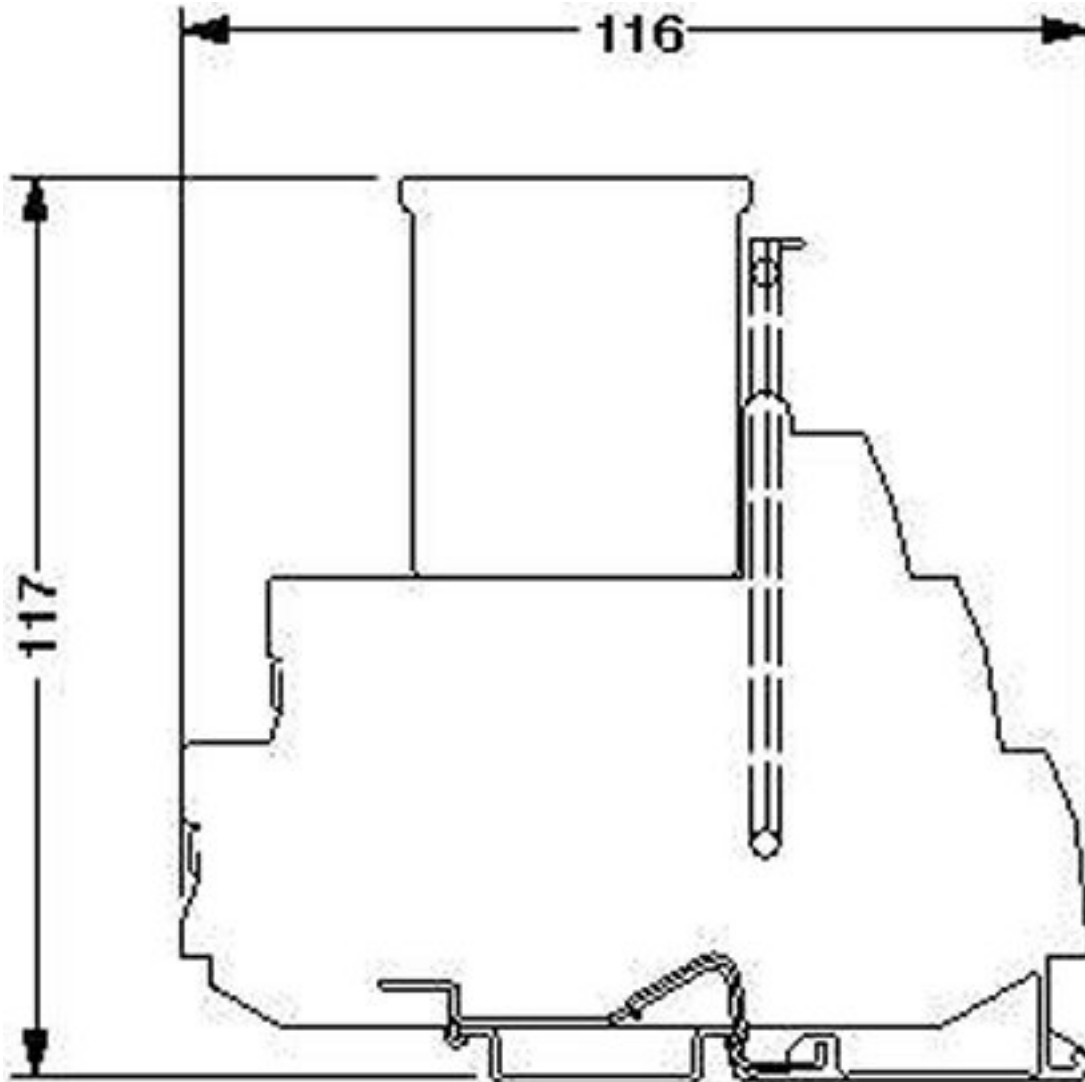
Block diagram





# I/O module - IB ST 24 DIO 8/8/3-2A - 2753708

Dimensional drawing





Компания «ЭлектроПласт» предлагает заключение долгосрочных отношений при поставках импортных электронных компонентов на взаимовыгодных условиях!

Наши преимущества:

- Оперативные поставки широкого спектра электронных компонентов отечественного и импортного производства напрямую от производителей и с крупнейших мировых складов;
- Поставка более 17-ти миллионов наименований электронных компонентов;
- Поставка сложных, дефицитных, либо снятых с производства позиций;
- Оперативные сроки поставки под заказ (от 5 рабочих дней);
- Экспресс доставка в любую точку России;
- Техническая поддержка проекта, помощь в подборе аналогов, поставка прототипов;
- Система менеджмента качества сертифицирована по Международному стандарту ISO 9001;
- Лицензия ФСБ на осуществление работ с использованием сведений, составляющих государственную тайну;
- Поставка специализированных компонентов (Xilinx, Altera, Analog Devices, Intersil, Interpoint, Microsemi, Aeroflex, Peregrine, Syfer, Eurofarad, Texas Instrument, Miteq, Cobham, E2V, MA-COM, Hittite, Mini-Circuits, General Dynamics и др.);

Помимо этого, одним из направлений компании «ЭлектроПласт» является направление «Источники питания». Мы предлагаем Вам помощь Конструкторского отдела:

- Подбор оптимального решения, техническое обоснование при выборе компонента;
- Подбор аналогов;
- Консультации по применению компонента;
- Поставка образцов и прототипов;
- Техническая поддержка проекта;
- Защита от снятия компонента с производства.



#### Как с нами связаться

**Телефон:** 8 (812) 309 58 32 (многоканальный)

**Факс:** 8 (812) 320-02-42

**Электронная почта:** [org@eplast1.ru](mailto:org@eplast1.ru)

**Адрес:** 198099, г. Санкт-Петербург, ул. Калинина, дом 2, корпус 4, литера А.