

# 3M™ Four-Wall Header

.100" x .100" Low Profile, SMT Straight, Straight and Rt Angle Through-Hole

D2500 Series



- Low profile, space saving design
- Center slot polarization designed to prevent misinsertions and reduce insertion time
- Dual slot polarization means broader compatibility with competitive polarization designs (not 6, 8 or 10 pos.)
- Optional retainer clip for locking sockets in place and increasing connection reliability in vibrationprone environments
- High temperature insulator suitable for “no lead” soldering operations
- High temperature insulator in through-hole version suitable for “paste in hole” reflow soldering
- Exposed solder tails (on right angle version) are designed to provide ease of cleaning and help reduce repair costs
- Straight surface mount version available
- RoHS Compliant. See the Regulatory Information Appendix (RIA) in the “RoHS compliance” section of [www.3Mconnectors.com](http://www.3Mconnectors.com) for compliance information

Date Modified: June 13, 2012

TS-2244-G  
Sheet 1 of 5

## Physical

### Insulator

Material: High Temp Glass Filled Polyester (PCT)  
Flammability: UL 94V-0  
Color: Black (PCT)  
Contact Material: Brass

### Plating

Underplating: 50 -100  $\mu$ " [ 1.25  $\mu$ m ] Ni  
Wiping Area: 10  $\mu$ " [ 0.25  $\mu$ m ] Gold  
Solder Tails: 40 - 120  $\mu$ " [ 1-3  $\mu$ m ] Matte Tin

Marking: 3M Logo, Part Identification Number and Orientation Triangle

## Electrical

**Current Rating:** 5.00 A, 1 Contact Powered  
3.00 A, 6 Contacts Powered  
1.75 A, All Contacts Powered  
Rating Conditions: EIA-364-070 Method 2, 30°C maximum temperature rise, 20% derated. Reference appropriate 3M Product Specification for detailed current derating curves.

**Insulation Resistance:**  $>1 \times 10^9 \Omega$  at 500 V<sub>DC</sub>

**Withstanding Voltage:** 1,000 V<sub>RMS</sub> at Sea Level

## Environmental

**Temperature Rating:** -55°C to +105°C

**Process Rating:** 260°C single pass (profile per J-STD-020C)

**Moisture Sensitivity Level:** 1 (per J-STD-020C)

UL File No.: E68080

**3M**

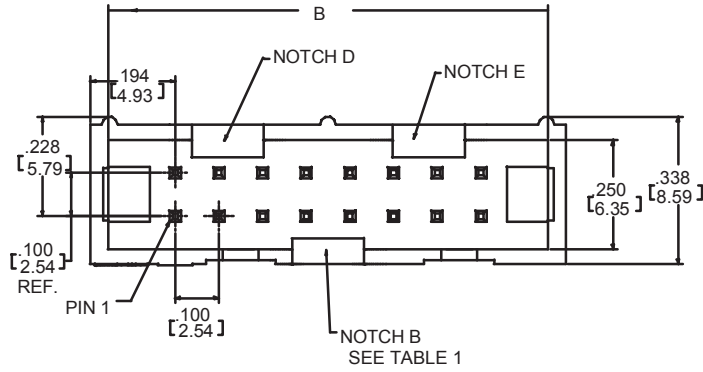
Electronic Solutions Division  
Interconnect Solutions  
<http://www.3Mconnectors.com>

3M is a trademark of 3M Company.  
For technical, sales or ordering information call  
**800-225-5373**

# 3M™ Four-Wall Header

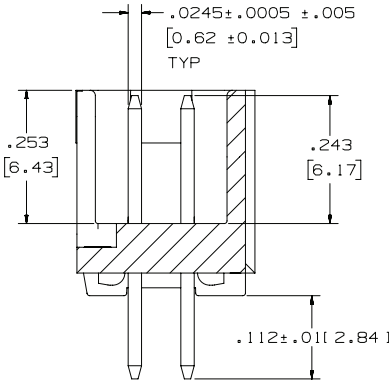
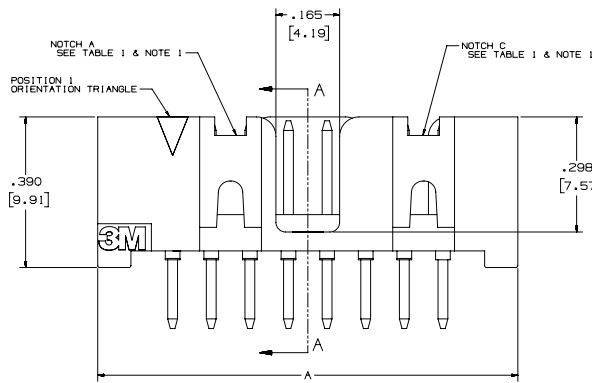
.100" x .100" Low Profile, Straight Through-Hole

D2500 Series

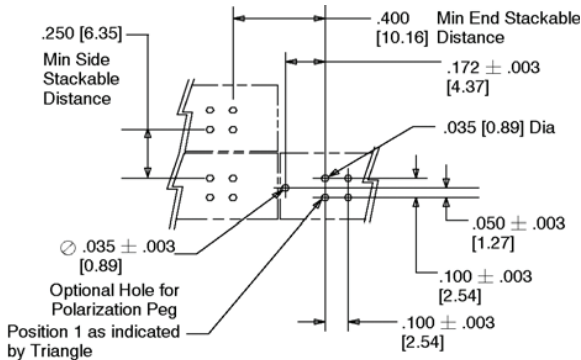


Inch (mm)			
Tolerance Unless Noted			
	.0	.00	.000
Inch	±.1	±	±.005

[ ] Dimensions for Reference only



SECTION A - A



**Recommended P.C. Board Hole Pattern**  
(Shown for mounting side of board.)

Pin Qty	Dimensions		Polarizing Notches
	A	B	
6	0.588 (14.94)	0.508 (12.90)	B
8	0.688 (17.48)	0.608 (15.44)	B
10	0.788 (20.02)	0.708 (17.98)	BC
14	0.988 (25.10)	0.908 (22.06)	BCDE
16	1.088 (27.64)	1.008 (25.60)	ABCDE
20	1.288 (32.72)	1.208 (30.68)	ABCDE
24	1.488 (37.80)	1.408 (35.76)	ABCDE
26	1.588 (40.34)	1.508 (38.30)	ABCDE
30	1.788 (45.42)	1.708 (43.38)	ABCDE
34	1.988 (50.50)	1.908 (48.46)	ABCDE
36	2.088 (53.04)	2.008 (51.00)	ABCDE
40	2.288 (58.12)	2.208 (56.08)	ABCDE
50	2.788 (70.82)	2.708 (68.78)	ABCDE
60	3.288 (83.52)	3.208 (81.48)	ABCDE
64	3.488 (88.60)	3.408 (86.56)	ABCDE

## Ordering Information

**D25XX-6002-AR**

Plating:  
AR = 10 μm [0.25 μm] Gold (RIA E1 & C1 apply)

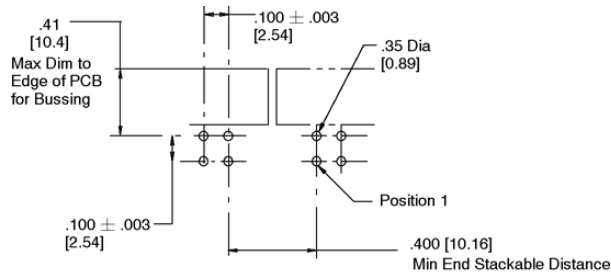
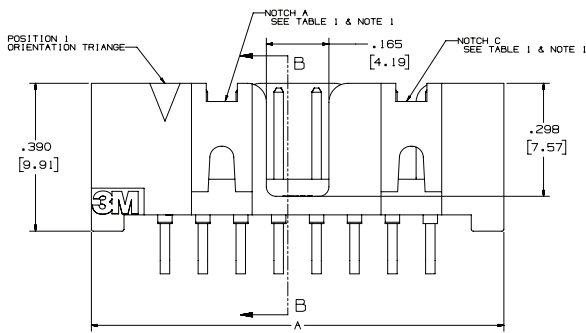
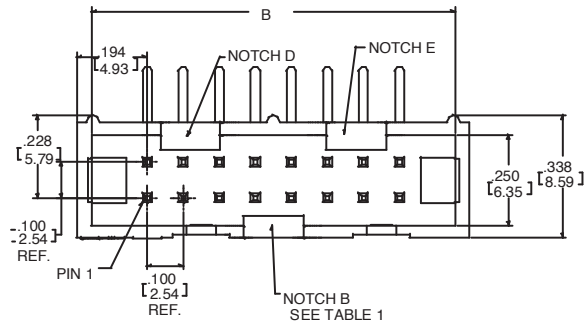
Solder Tail  
02 = for .062 [1.57] thick board  
Pin Quantity:  
(See Table 1)

TS-2244-G  
Sheet 2 of 5

# 3M™ Four-Wall Header

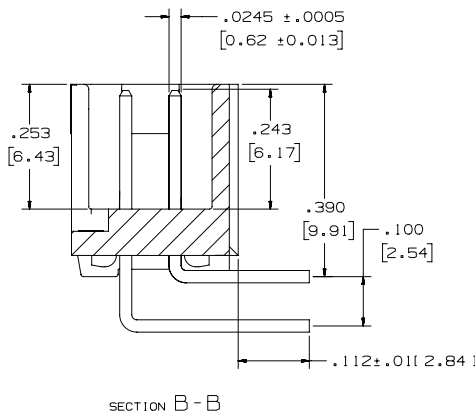
.100" x .100" Low Profile, Right Angle Through-Hole

D2500 Series



Recommended Mounting Hole Pattern

Pin Qty	Dimensions		Polarizing Notches
	A	B	
6	0.588 (14.94)	0.508 (12.90)	B
8	0.688 (17.48)	0.608 (15.44)	B
10	.788 (20.02)	.708 (17.98)	BC
14	.988 (25.10)	.908 (22.06)	BCDE
16	1.088 (27.64)	1.008 (25.60)	ABCDE
20	1.288 (32.72)	1.208 (30.68)	ABCDE
24	1.488 (37.80)	1.408 (35.76)	ABCDE
26	1.588 (40.34)	1.508 (38.30)	ABCDE
30	1.788 (45.42)	1.708 (43.38)	ABCDE
34	1.988 (50.50)	1.908 (48.46)	ABCDE
36	2.088 (53.04)	2.008 (51.00)	ABCDE
40	2.288 (58.12)	2.208 (56.08)	ABCDE
50	2.788 (70.82)	2.708 (68.78)	ABCDE
60	3.288 (83.52)	3.208 (81.48)	ABCDE
64	3.488 (88.60)	3.408 (86.56)	ABCDE



Tolerance Unless Noted			
	.0	.00	.000
Inch	± .1	±	± .005

[ ] Dimensions for Reference only



**Notes:**

- Notches A & C will accommodate 3M Polarizing Keys (3M Part N3518).
- Contacts tails .0245 [0.622] wire with .0075 [0.191] corner radii & .028 [0.71] diagonal.

## Ordering Information

**D25XX-5002-AR**

Plating:  
AR = 10 μm [0.25 μm] Gold (RIA E1 & C1 apply)

Pin Quantity: (See Table 1) Solder Tail 02 = for .062 [1.57] thick board

TS-2244-G  
Sheet 3 of 5



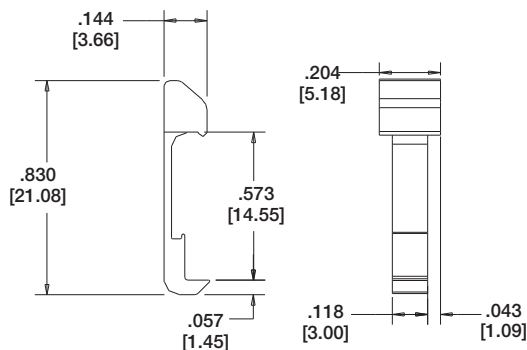
# 3M™ Four-Wall Header

.100" x .100" Low Profile, Accessories

2500 Series

Connector Pin Qty	Dimension A
6	N/A
8	N/A
10	0.81 (20.6)
14	1.02 (25.9)
16	1.12 (28.4)
20	1.32 (33.5)
24	1.52 (38.7)
26	1.63 (41.4)
30	1.83 (46.4)
34	2.03 (51.6)
36	N/A
40	2.33 (59.2)
50	2.83 (71.9)
60	3.33 (84.6)
64	3.53 (89.7)

Part Number	Material	Color
3505-33B	Nylon	Black



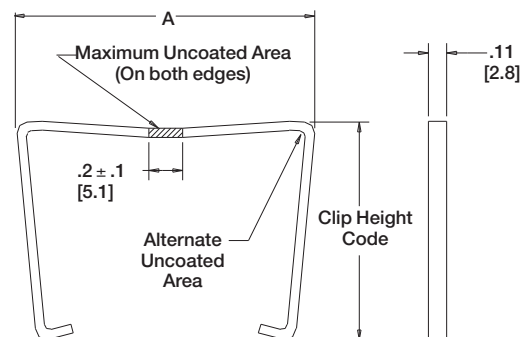
Long Snap In Latch

Note: Latches not compatible with reflow soldering. For reflow soldering, attach latches after soldering.

## 3505-8XXX

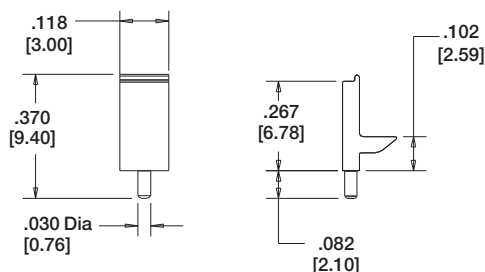
Connector Pin Count:  
(See Table)

Clip Height Code  
0 = .31 [7.9] for Sockets  
W/O Strain Relief  
1 = .53 [13.5] for Sockets  
with Strain Relief



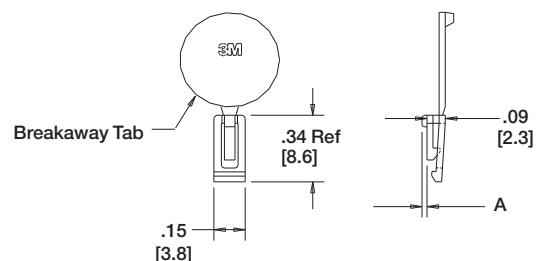
Short/Long Socket Retainer Clip

Part Number	Material	Color
3201-3	PCT	Black



Polarizing Post

Part Number	Material	Color	Dim A
N3518	LCP	Black	0.02



Note: 3M™ Scotch-Weld™ Epoxy Adhesive 2216 B/A

Polarizing Keys

TS-2244-G  
Sheet 5 of 5

**Important Notice**

All statements, technical information, and recommendations related to 3M's products are based on information believed to be reliable, but the accuracy or completeness is not guaranteed. Before using this product, you must evaluate it and determine if it is suitable for your intended application. You assume all risks and liability associated with such use. Any statements related to the product which are not contained in 3M's current publications, or any contrary statements contained on your purchase order shall have no force or effect unless expressly agreed upon, in writing, by an authorized officer of 3M.

**Warranty; Limited Remedy; Limited Liability.**

This product will be free from defects in material and manufacture for a period of one (1) year from the time of purchase. **3M MAKES NO OTHER WARRANTIES INCLUDING, BUT NOT LIMITED TO, ANY IMPLIED WARRANTY OF MERCHANTABILITY OR FITNESS FOR A PARTICULAR PURPOSE.** If this product is defective within the warranty period stated above, your exclusive remedy shall be, at 3M's option, to replace or repair the 3M product or refund the purchase price of the 3M product. **Except where prohibited by law, 3M will not be liable for any indirect, special, incidental or consequential loss or damage arising from this 3M product, regardless of the legal theory asserted.**

**3M Electronics Solutions Division**

6801 River Place Blvd.  
Austin, TX 78726-9000  
U.S.A.  
1-800-225-5373  
[www.3m.com/interconnects](http://www.3m.com/interconnects)

Please recycle. Printed in USA.  
© 3M 2011. All rights reserved.  
RIA-2217B-E

3M is a trademark of 3M Company.



Компания «ЭлектроПласт» предлагает заключение долгосрочных отношений при поставках импортных электронных компонентов на взаимовыгодных условиях!

Наши преимущества:

- Оперативные поставки широкого спектра электронных компонентов отечественного и импортного производства напрямую от производителей и с крупнейших мировых складов;
- Поставка более 17-ти миллионов наименований электронных компонентов;
- Поставка сложных, дефицитных, либо снятых с производства позиций;
- Оперативные сроки поставки под заказ (от 5 рабочих дней);
- Экспресс доставка в любую точку России;
- Техническая поддержка проекта, помощь в подборе аналогов, поставка прототипов;
- Система менеджмента качества сертифицирована по Международному стандарту ISO 9001;
- Лицензия ФСБ на осуществление работ с использованием сведений, составляющих государственную тайну;
- Поставка специализированных компонентов (Xilinx, Altera, Analog Devices, Intersil, Interpoint, Microsemi, Aeroflex, Peregrine, Syfer, Eurofarad, Texas Instrument, Miteq, Cobham, E2V, MA-COM, Hittite, Mini-Circuits, General Dynamics и др.);

Помимо этого, одним из направлений компании «ЭлектроПласт» является направление «Источники питания». Мы предлагаем Вам помощь Конструкторского отдела:

- Подбор оптимального решения, техническое обоснование при выборе компонента;
- Подбор аналогов;
- Консультации по применению компонента;
- Поставка образцов и прототипов;
- Техническая поддержка проекта;
- Защита от снятия компонента с производства.



#### Как с нами связаться

**Телефон:** 8 (812) 309 58 32 (многоканальный)

**Факс:** 8 (812) 320-02-42

**Электронная почта:** [org@eplast1.ru](mailto:org@eplast1.ru)

**Адрес:** 198099, г. Санкт-Петербург, ул. Калинина, дом 2, корпус 4, литера А.