



Ideal for OEM light-fixture manufacturers, Molex LED Array Holders simplify the light-fixture installation and achieve industry-leading thermal, electrical and optic performance for next-generation COB arrays by eliminating hand soldering

Quality issues such as cold solder joints and operator variation arise from hand-soldering arrays to holders. Molex's LED array holders eliminate those issues with compression contacts and provide consistent results when installing LED arrays into fixtures.

Features and Benefits

Single-ended Wire Trap terminal (series:180810); double-ended wire trap terminal (series:180580, 180560,180720, rectangular version) to attach power source	Allows for wiring serial or parallel LED sequences, ensuring ease of array assembly. Provides design flexibility by allowing single- or serial-wired LED configurations
Concealed wire trap design	Protects electrical contacts and provides additional voltage isolation when incorporating metal reflectors
Inspired by Zhaga Book 3 standards (50.00mm diameter circular versions)	Promotes standardization with existing LED eco system. Allows manufacturers to upgrade without re-designing their products
Three-finger attachment for LEDiL Angela/Angelina reflectors (order number:180580-0005 only)	Provides, easy alignment and secure attachment
Three-latch bayonet-style reflector attachment for existing Philips Fortimo type reflectors (series:180810 only)	
LED Chip-on-Board (COB) pre-hold feature	Minimizes installation time by allowing LED array to be secured to the holder during final assembly
4.10mm low-profile design	Compact height fits many applications
Robust housing, compression contacts	Ensures stable connection in high-ambient temperatures. Simplifies the LED installation process by eliminating hand soldering. Reduces installation time and quality concerns
Screw-mount attachment method for securing array to heat sink; standardized hole centers on Zhaga-type round versions	Simple attachment reduces fixture manufacturing time
Releasable wire trap for rework or replacement	Allows for field serviceability and upgrade
Highly-reflective white PBT thermoplastic housing	Promotes light output. Enables mechanical stability in high-temperature environments

LED Array Holders, Dual-Ended Wire Trap

180560 LED Array Holder for 15.85 by 15.85mm COB, Rectangular Version

180580 LED Array Holders for 22.00 by 22.00mm COB, Circular and Rectangular Versions

180720 LED Array Holder for 23.85 by 23.85mm COB, Rectangular Version

180810 LED Array Holder for 23.85 by 23.85mm COB, Circular Version with Bayonet Attachment



LED Array Holder for 15.85 by 15.85mm COB (180560-0001) Rectangular Version



LED Array Holder for 22.00 by 22.00mm COB (180580-0004) Circular Version



LED Array Holder for 22.00 by 22.00mm COB (180580-0001) Rectangular Version



LED Array Holder for 22.00 by 22.00mm COB (180580-0005) Circular Version




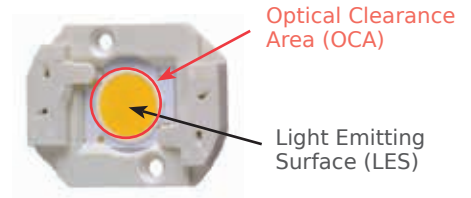
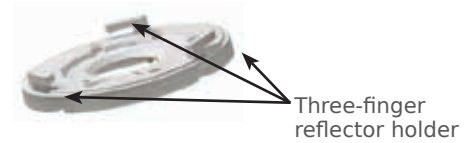


LED Array Holder for 23.85 by 23.85mm COB (Series 180720) Rectangular Version



LED Array Holder for 23.85 by 23.85mm COB (Series 180810) Circular Version

Additional Product Features

- UL1977 and UL496 OLFB2 lampholder specification approvals help fixture manufacturers certify new fixture designs and more easily obtain agency approvals
- Eliminates the need for solder mounting typically required for LED COB arrays
- Optical Clearance Area (OCA) around the Light Emitting Surface (LES) provides larger space for addition of secondary optics
- Three-finger reflector holder for LEDiL Angela/Angelina reflectors (180580-0005 circular version)
- Flat surface provides a clean and finished look to the LED design and allows for connection of secondary optics
- Flexibility in wiring options; double-ended wire trap allows for wiring in single or in serial configurations



Product Matrix

15.85 by 15.85mm	22.00 by 22.00mm	22.00 by 22.00mm	22.00 by 22.00mm	23.85 by 23.85mm	23.85 by 23.85mm
33.00mm Length by 26.50mm Width	50.00mm Outer Diameter	50.00mm Outer Diameter	40.10mm Length by 31.00mm Width	50.00mm Outer Diameter	44.00mm Length by 30.50mm Width
Profile Height 4.50mm	Profile Height 4.10mm	Profile Height 4.10mm	Profile Height 4.10mm	Profile Height 4.50mm	Profile Height 4.50mm
Integrated COB LED pre-hold tab available	-	-	-	Integrated COB LED pre-hold tab available	Integrated COB LED pre-hold tab available
Flat-top surfaces and angled light opening	Flat-top surfaces and tight bevels	Flat-top surfaces and tight bevels; three-finger (LEDiL optics) attachments	Non-consistent landing for optics	Three latch bayonet Philips Fortimo type reflector attachment; angled light opening	Flat top surfaces and angled light opening
Heat staked from bottom for smooth topside surface	Heat staked from bottom for smooth topside surface	Heat staked from bottom for smooth topside surface	Visible heat stake marks on the top surface	Heat staked from bottom for smooth topside surface	Heat staked from bottom for smooth topside surface
Space-optimized rectangular design	-	-	-	Zhaga Book 3-inspired 50mm Circular shape, optics landing height and mounting hole pattern	Space-optimized rectangular design
Can be used with a variety of optics/reflectors	Can only be used with LEDiL Angela/Angelina reflectors	Can be used with a variety of optics/reflectors	Can be used with a variety of optics/reflectors	Can be used with a variety of optics/reflectors	Can be used with a variety of optics/reflectors
Can be used with Cree COBs	Can be used with Nichia COBs	Can be used with Nichia COBs	Can be used with Osram Soleriq and Cree COBs	Can be used with Osram Soleriq and Cree COBs	Can be used with Osram Soleriq and Cree COBs

LED Array Holders, Dual-Ended Wire Trap

Applications

All general illumination applications

- Downlighting
 - Track
 - Pendants
 - Linear

Area Lighting

- Roadways
- Parking Lots
- Wall Packs



Recessed downlighting in residential and commercial buildings

LED Array Holders, Dual-Ended Wire Trap

Target Customer Job Functions



Specifications

Reference Information

Packaging: Tray

UL File No:

E345583 – Series: 180810,
180720, 180560

UL496 OLF2 & UL1977 –
Order No.: 180580-0001

UL Rating Pending – Order No.:
180580-0004, 180580-0005

CSA File No.:

E345583 – Series: 180810,
180720, 180560

Pending – Series: 180580

Designed In: Millimeters

RoHS: Yes

REACH SVHC: Contains SVHC: No

Electrical

Voltage (max.): 600V

Current: 2.5A continuous; 3.5A max.

Contact Resistance:
20 milliohms max.

Dielectric Withstanding Voltage:
300V DC

Insulation Resistance:
5000 Megohms min.

Mechanical

Wire Insertion Force: 5N max.

Wire Pull Out Force: 30N max.

Durability (min.): 5 Cycles

Physical

Housing: White PBT 30%

Glass fill UL94V

Contact: Copper Alloy

Plating:

Contact Area — Gold (Au)

Underplating — Nickel (Ni)

Ordering Information

Order No.	COB Footprint	Version	#Integrated Pre-Hold Tab	Mounting Method	Wire Trap	Releasable Wire Trap	Optical Attachment
180560-0001	15.85 by 15.85mm	Rectangular	No	M2.5 Screw	Double	Yes	Variety of optics/ reflectors
180580-0001	22.00 by 22.00mm		Yes	M3 Screw			
180580-0004		Yes	Single		LEDiL Angela/ Angelina reflectors		
180580-0005		Yes					
180720-0001		23.85 by 23.85mm	Rectangular		No		M2.5 Screw
180720-0002	Yes						
180810-0001	Circular				Philips Fortimo reflectors		

†Note: Integrated pre-hold tab can be available for any version; contact Molex for additional information

www.molex.com/link/dualendedwiretrap.html



Компания «ЭлектроПласт» предлагает заключение долгосрочных отношений при поставках импортных электронных компонентов на взаимовыгодных условиях!

Наши преимущества:

- Оперативные поставки широкого спектра электронных компонентов отечественного и импортного производства напрямую от производителей и с крупнейших мировых складов;
- Поставка более 17-ти миллионов наименований электронных компонентов;
- Поставка сложных, дефицитных, либо снятых с производства позиций;
- Оперативные сроки поставки под заказ (от 5 рабочих дней);
- Экспресс доставка в любую точку России;
- Техническая поддержка проекта, помощь в подборе аналогов, поставка прототипов;
- Система менеджмента качества сертифицирована по Международному стандарту ISO 9001;
- Лицензия ФСБ на осуществление работ с использованием сведений, составляющих государственную тайну;
- Поставка специализированных компонентов (Xilinx, Altera, Analog Devices, Intersil, Interpoint, Microsemi, Aeroflex, Peregrine, Syfer, Eurofarad, Texas Instrument, Miteq, Cobham, E2V, MA-COM, Hittite, Mini-Circuits, General Dynamics и др.);

Помимо этого, одним из направлений компании «ЭлектроПласт» является направление «Источники питания». Мы предлагаем Вам помощь Конструкторского отдела:

- Подбор оптимального решения, техническое обоснование при выборе компонента;
- Подбор аналогов;
- Консультации по применению компонента;
- Поставка образцов и прототипов;
- Техническая поддержка проекта;
- Защита от снятия компонента с производства.



Как с нами связаться

Телефон: 8 (812) 309 58 32 (многоканальный)

Факс: 8 (812) 320-02-42

Электронная почта: org@eplast1.ru

Адрес: 198099, г. Санкт-Петербург, ул. Калинина, дом 2, корпус 4, литера А.