

REVISIONS			
LTR	DESCRIPTION	DATE	APPROVED
D	REVISED PER ECN T-14105 (LANYARD WAS 6in)	90MAR29	Z. TEMAN
E	REVISED PER ECN# T-17959	93JAN06	Z. TEMAN
F	REVISED PER ECN# T-21489	6/10/97	Z. TEMAN
F1	REVISED DWG PER ECO-11-009073	5/02/2011	E.CHEN

NOTE: (-L) ADDED TO D-621-04XX NUMBER INDICATES LANYARD (See Sheets 3 and 4),



(TRIAxIAL CONNECTOR, PLUG WEIGHT: 16 GRAMS MAX.)

If this document is printed it becomes uncontrolled. Check for the latest revision

© 2011 Tyco Electronics Corporation. All Rights Reserved.

Raychem Databus
CUSTOMER DRAWING

UNLESS OTHERWISE SPECIFIED DIMENSIONS ARE IN INCHES. METRIC DIMENSIONS ARE IN BRACKETS. DECIMALS .XXX ± .005 { — mm } .XX ± .01 { — mm } ANGLES .X ± 1° WEIGHT — lbs { — g MAX. }	DRAWN J.B.K. 89 JULY 21		TITLE CORROSION RESISTANT CONNECTOR, TRIAXIAL, BAYONET COUPLED, RESISTOR TERMINATOR	
	CHECKED			
	APPROVED			
	APPROVED Z.TEMAN 89 JULY 26			
	CAD NAME D-621-0453_0484-La_CD_F1	SIZE CODE IDENT. NO. DWG. NO. REV A 06090 D-621-0453/0484-L F1		
	THIRD ANGLE PROJECTION 	DO NOT SCALE THIS DRAWING	SHEET 1 OF 7	





(TRIAxIAL CONNECTOR, JACK WEIGHT: 14 GRAMS MAX.)

Raychem Databus
CUSTOMER DRAWING

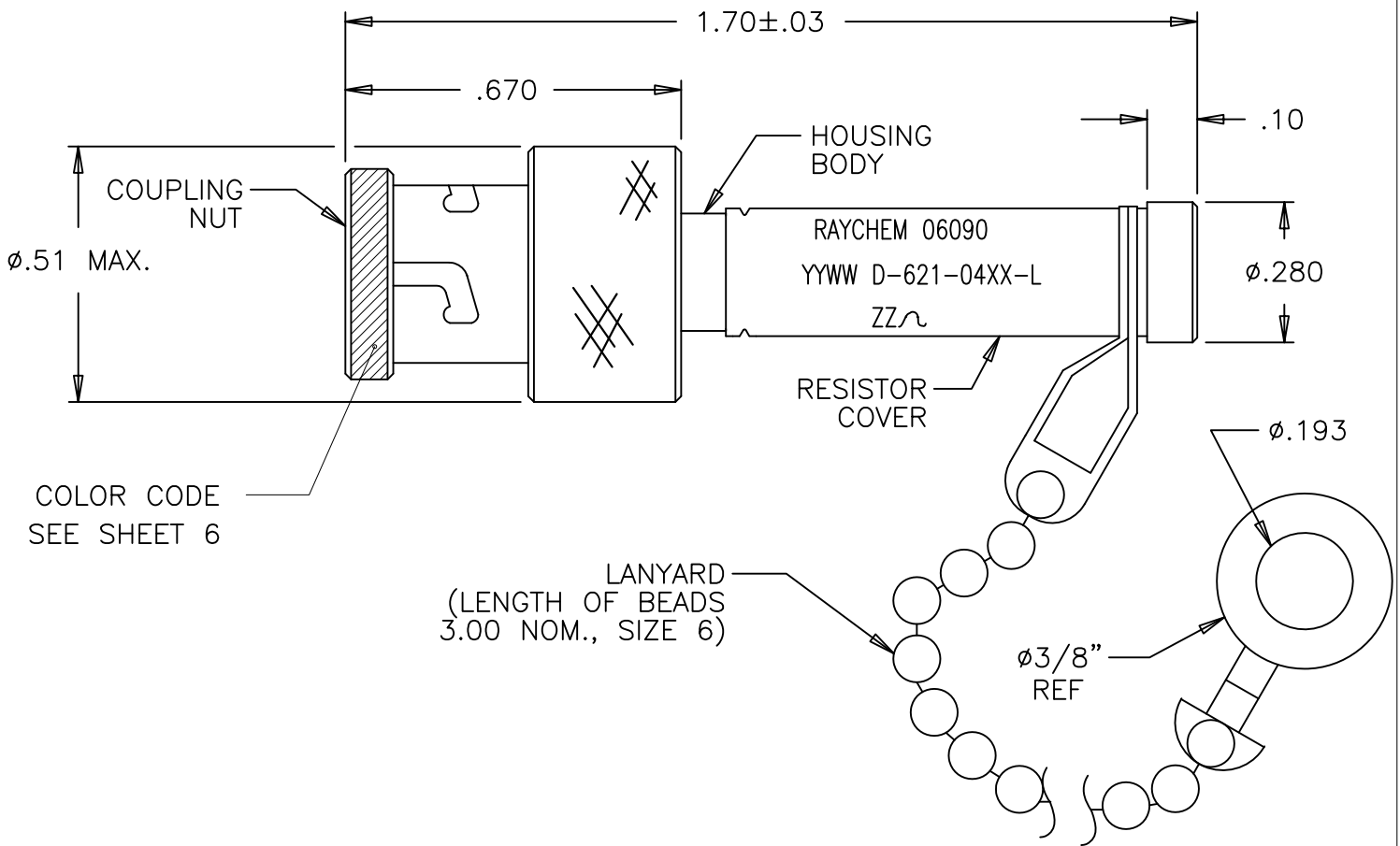
If this document is printed it becomes uncontrolled. Check for the latest revision



TE Connectivity

CAD NAME: D-621-0453_0484-Lb_CD_F1	DRAWN	J.B.K.	89 JULY 21	SIZE A	CODE IDENT. NO. 06090	DWG. NO. D-621-0453/0484-L	REV F1
	ISSUED			DO NOT SCALE THIS DRAWING		SHEET 2 OF 7	





(TRIAxIAL CONNECTOR, WITH LANYARD, PLUG WEIGHT: 21 GRAMS MAX.)

Raychem Databus
CUSTOMER DRAWING

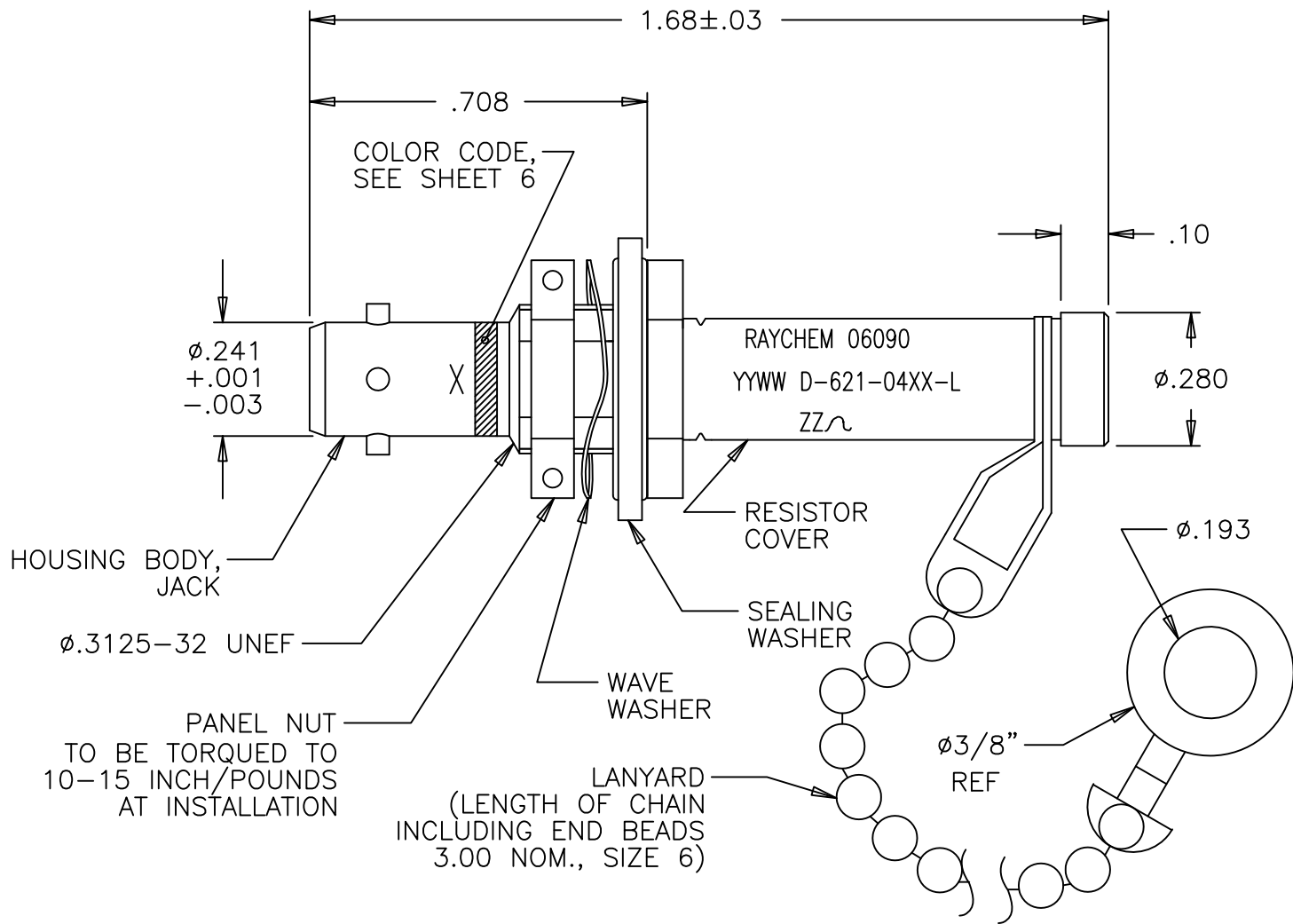
If this document is printed it becomes uncontrolled. Check for the latest revision



TE Connectivity

CAD NAME: D-621-0453_0484-Lc_CD_F1	DRAWN	J.B.K.	89 AUG 25	SIZE A	CODE IDENT. NO. 06090	DWG. NO. D-621-0453/0484-L	REV F1
	ISSUED			DO NOT SCALE THIS DRAWING		SHEET 3 OF 7	





TRIAxIAL CONNECTOR, WITH LANYARD, JACK WEIGHT: 19 GRAMS MAX.)

Raychem Databus
CUSTOMER DRAWING

If this document is printed it becomes uncontrolled. Check for the latest revision



TE Connectivity

CAD NAME: D-621-0453_0484-Ld_CD_F1	DRAWN	J.B.K.	89 JULY 21	SIZE	CODE IDENT. NO.	DWG. NO.	REV
	ISSUED			A	06090	D-621-0453/0484-L	F1
DO NOT SCALE THIS DRAWING						SHEET 4 OF 7	





1.0 MATERIALS AND FINISHES

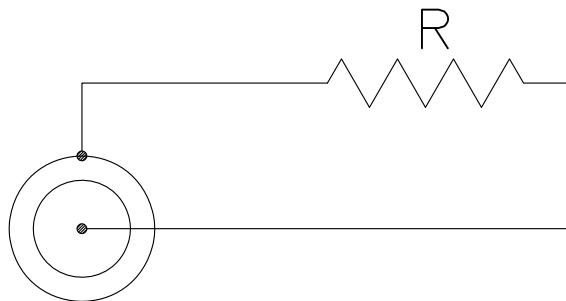
- 1.1 HOUSING BODY: BECU PER ASTM B 196, TIN PLATED PER MIL-T-10727, OVER NICKEL PER QQ-N-290
- 1.1.1 INSULATION: POLYETHERSULFONE
- 1.2 COUPLING NUT: (PLUG) BECU PER ASTM B 196, TIN PLATED PER MIL-T-10727, OVER NICKEL PER QQ-N-290
- 1.2.1 INTERFACIAL SEAL: SILICONE RUBBER
- 1.3 PANEL NUT: (JACK) BRASS ALLOY PER ASTM B16, TIN PLATED PER MIL-T-10727 OVER NICKEL PER QQ-N-290
- 1.4 WAVE WASHER: (JACK) BECU PER ASTM B194, TIN PLATED PER MIL-T-10727 OVER NICKEL PER QQ-N-290
- 1.5 SEALING WASHER: (JACK) SILICONE RUBBER (AMS 3304), STAINLESS STEEL PER MIL-S-5059, PASSIVATED PER QQ-P-35.
- 1.6 RESISTOR COVER: 300 SERIES STAINLESS STEEL PER ASTM A582, TIN PLATED PER MIL-T-10727, OVER NICKEL PER MIL-C-26074
- 1.7 LANYARD: CORROSION RESISTANT STEEL, TIN PLATED PER MIL-T-10727, OVER NICKEL PER QQ-N-290

2.0 PERFORMANCE CAPABILITIES

2.1 REFER TO RAYCHEM SPECIFICATION D-6025 (SUPERSEDES D-6050) AND D-6020 FOR PERFORMANCE AND QUALIFICATION REQUIREMENTS.

2.2 GENERAL CHARACTERISTICS.

- 2.2.1 OPERATING TEMPERATURE: -65°C TO 125°C
- 2.2.2 INSULATION RESISTANCE: GREATER THEN 5K MEG *
- 2.2.3 DIELECTRIC STRENGTH: 900 VAC AT 60 Hz *
- 2.2.4 POWER RATING: 1 WATT MAX.
- 2.2.5 TERMINATOR RESISTANCE: SEE RESISTANCE VALUES, SHEET 7 OF 7
- 2.2.6 SALT SPRAY CORROSION RESISTANCE: 500 HOURS



* BETWEEN INNER COAXIAL CONTACT AND OUTER HOUSING

R = SEE SHEET 7 OF 7 FOR RESISTANCE VALUE ±2%

Raychem Databus
CUSTOMER DRAWING

If this document is printed it becomes uncontrolled. Check for the latest revision

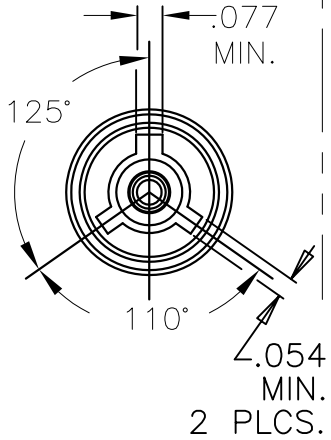


TE Connectivity

CAD NAME: D-621-0453_0484-Le_CD_F1	DRAWN	J.B.K.	89 JULY 21	SIZE	CODE IDENT. NO.	DWG. NO.	REV
	ISSUED			A	06090	D-621-0453/0484-L	F1
DO NOT SCALE THIS DRAWING						SHEET 5 OF 7	

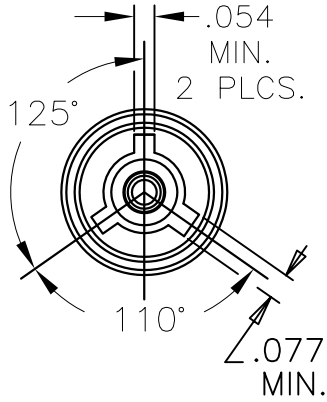


INTERFACE
"A"
PLUG



COLOR CODE: RED

INTERFACE
"B"
PLUG



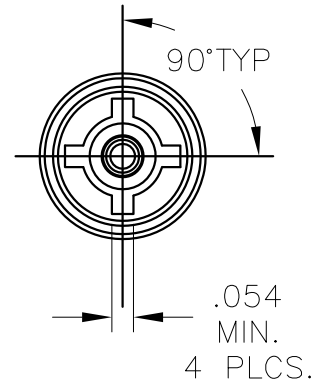
COLOR CODE: WHITE

INTERFACE
"C"
PLUG



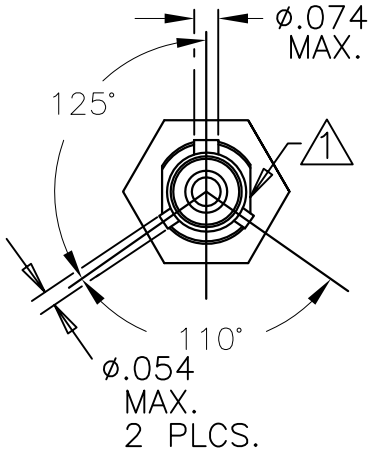
COLOR CODE: GREEN

INTERFACE
"D"
PLUG

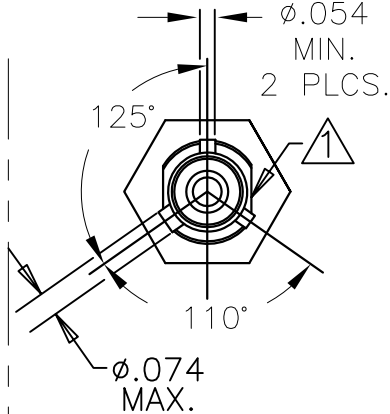


NO COLOR CODE

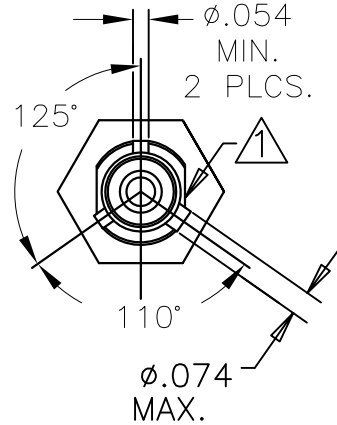
JACK



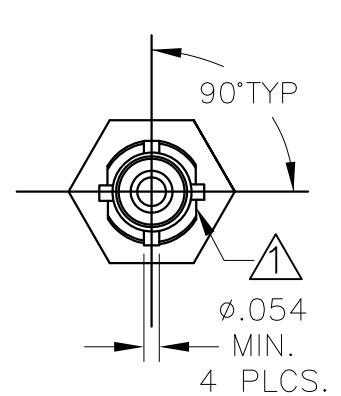
JACK



JACK



JACK



NOTES:

① MAJOR KEY ORIENTATION WITH RESPECT TO FLATS IS NOT CONTROLLED.

Raychem Databus
CUSTOMER DRAWING

If this document is printed it becomes uncontrolled. Check for the latest revision



TE Connectivity

CAD NAME:

D-621-0453_0484-Lf_CD_F1

DRAWN

J.B.K.

89 JULY 21

SIZE

A

CODE IDENT. NO.

06090

DWG. NO.

D-621-0453/0484-L

REV

F1

DO NOT SCALE THIS DRAWING

SHEET 6 OF 7

NOTES:

- ① SUFFIX -L INDICATES PARTS WITH LANYARD, SEE SHEETS 3 AND 4.
- L PARTS DO NOT HAVE USAF NUMBERS.

DRAWING NO. ①	USAF DRAWING NO. ①	DESCRIPTION			RESISTANCE VALUE ±2%
		CONNECTOR	INTERFACE	INSTALLED CONTACT	
D-621-0453(-L)	8912009-00-05	PLUG	"A"	PIN	78 OHMS
D-621-0454(-L)	8912009-00-06	PLUG	"B"	PIN	78 OHMS
D-621-0455(-L)	8912009-00-07	PLUG	"C"	PIN	78 OHMS
D-621-0456(-L)	8912009-00-08	PLUG	"D"	PIN	78 OHMS
D-621-0457(-L)	8912009-00-01	PLUG	"A"	PIN	3000 OHMS
D-621-0458(-L)	8912009-00-02	PLUG	"B"	PIN	3000 OHMS
D-621-0459(-L)	8912009-00-03	PLUG	"C"	PIN	3000 OHMS
D-621-0460(-L)	8912009-00-12	PLUG	"D"	SOCKET	3000 OHMS
D-621-0461(-L)	8912010-00-13	JACK	"A"	SOCKET	78 OHMS
D-621-0462(-L)	8912010-00-14	JACK	"B"	SOCKET	78 OHMS
D-621-0463(-L)	8912010-00-15	JACK	"C"	SOCKET	78 OHMS
D-621-0464(-L)	8912010-00-16	JACK	"D"	SOCKET	78 OHMS
D-621-0465(-L)	8912010-00-09	JACK	"A"	SOCKET	3000 OHMS
D-621-0466(-L)	8912010-00-10	JACK	"B"	SOCKET	3000 OHMS
D-621-0467(-L)	8912009-00-11	JACK	"C"	SOCKET	3000 OHMS
D-621-0468(-L)	8912009-00-12	JACK	"D"	SOCKET	3000 OHMS
D-621-0469(-L)	8912009-00-13	PLUG	"A"	SOCKET	78 OHMS
D-621-0470(-L)	8912009-00-14	PLUG	"B"	SOCKET	78 OHMS
D-621-0471(-L)	8912009-00-15	PLUG	"C"	SOCKET	78 OHMS
D-621-0472(-L)	8912009-00-16	PLUG	"D"	SOCKET	78 OHMS
D-621-0473(-L)	8912009-00-09	PLUG	"A"	SOCKET	3000 OHMS
D-621-0474(-L)	8912009-00-10	PLUG	"B"	SOCKET	3000 OHMS
D-621-0475(-L)	8912009-00-11	PLUG	"C"	SOCKET	3000 OHMS
D-621-0476(-L)	8912009-00-04	PLUG	"D"	PIN	3000 OHMS
D-621-0477(-L)	8912009-00-05	JACK	"A"	PIN	78 OHMS
D-621-0478(-L)	8912009-00-06	JACK	"B"	PIN	78 OHMS
D-621-0479(-L)	8912009-00-07	JACK	"C"	PIN	78 OHMS
D-621-0480(-L)	8912009-00-08	JACK	"D"	PIN	78 OHMS
D-621-0481(-L)	8912009-00-01	JACK	"A"	PIN	3000 OHMS
D-621-0482(-L)	8912009-00-02	JACK	"B"	PIN	3000 OHMS
D-621-0483(-L)	8912009-00-03	JACK	"C"	PIN	3000 OHMS
D-621-0484(-L)	8912009-00-04	JACK	"D"	PIN	3000 OHMS

Raychem Databus
CUSTOMER DRAWING

If this document is printed it becomes uncontrolled. Check for the latest revision



TE Connectivity

CAD NAME: D-621-0453_0484-Lg_CD_F1	DRAWN	J.B.K.	89 AUG 25	SIZE	CODE IDENT. NO.	DWG. NO.	REV
	ISSUED			A	06090	D-621-0453/0484-L	F1
DO NOT SCALE THIS DRAWING						SHEET 7 OF 7	





Компания «ЭлектроПласт» предлагает заключение долгосрочных отношений при поставках импортных электронных компонентов на взаимовыгодных условиях!

Наши преимущества:

- Оперативные поставки широкого спектра электронных компонентов отечественного и импортного производства напрямую от производителей и с крупнейших мировых складов;
- Поставка более 17-ти миллионов наименований электронных компонентов;
- Поставка сложных, дефицитных, либо снятых с производства позиций;
- Оперативные сроки поставки под заказ (от 5 рабочих дней);
- Экспресс доставка в любую точку России;
- Техническая поддержка проекта, помощь в подборе аналогов, поставка прототипов;
- Система менеджмента качества сертифицирована по Международному стандарту ISO 9001;
- Лицензия ФСБ на осуществление работ с использованием сведений, составляющих государственную тайну;
- Поставка специализированных компонентов (Xilinx, Altera, Analog Devices, Intersil, Interpoint, Microsemi, Aeroflex, Peregrine, Syfer, Eurofarad, Texas Instrument, Miteq, Cobham, E2V, MA-COM, Hittite, Mini-Circuits, General Dynamics и др.);

Помимо этого, одним из направлений компании «ЭлектроПласт» является направление «Источники питания». Мы предлагаем Вам помощь Конструкторского отдела:

- Подбор оптимального решения, техническое обоснование при выборе компонента;
- Подбор аналогов;
- Консультации по применению компонента;
- Поставка образцов и прототипов;
- Техническая поддержка проекта;
- Защита от снятия компонента с производства.



Как с нами связаться

Телефон: 8 (812) 309 58 32 (многоканальный)

Факс: 8 (812) 320-02-42

Электронная почта: org@eplast1.ru

Адрес: 198099, г. Санкт-Петербург, ул. Калинина, дом 2, корпус 4, литера А.