

## Precision, Low Noise, Rail-to-Rail Output, CMOS Operational Amplifier

### ■ GENERAL DESCRIPTION

The NJU7076/NJU7077/NJU7078 is a high precision Rail-to-Rail output Single/Dual/Quad CMOS operational amplifier featuring a low noise of 10nV/√Hz typ., low input offset voltage of 150μV max., low temperature drift of 0.5μV/°C typ. and low bias current of 1pA typ..

The output swing can reach 20 mV from the rails, while driving a 10kΩ load (at 5V operation). The NJU7076/NJU7077/NJU7078 also has a high RF noise immunity which can reduce malfunctions caused by RF noises from mobile phones and others. The combination of these specifications makes the NJU7076/ NJU7077/NJU7078 well-suited for sensor applications such as a temperature sensor, weight sensor and others, high precision current sensing amplifiers and current voltage converters.

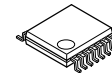
### ■ PACKAGE OUTLINE



**NJU7076F**  
(SOT-23-5)



**NJU7077R**  
(MSOP8(VSP8))



**NJU7078V**  
(SSOP14)

### ■ FEATURES

- High Precision
  - Low Offset Voltage
 

NJU7076/NJU7077	150μV max.
NJU7078	200μV max.
  - Low Offset Voltage Drift
 

	0.5μV/°C typ.
--	---------------
- Low Noise
 

	10nV/√Hz typ.
--	---------------
- Low Input Bias Current
 

	1pA typ.
--	----------
- Rail-to-Rail Output
 

R <sub>L</sub> =10kΩ	0.02V to 4.98V typ. (V <sup>+</sup> =5V)
R <sub>L</sub> =600Ω	0.08V to 4.92V typ. (V <sup>+</sup> =5V)
- Ground sense
- RF Noise Immunity
- Operating Voltage
 

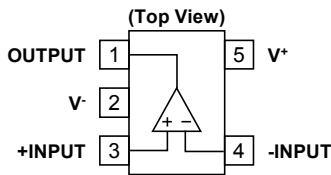
	2.2V to 5.5V
--	--------------
- Unity-Gain Stable
- Package
 

NJU7076	SOT-23-5
NJU7077	MSOP8(VSP8)*
	*MEET JEDEC MO-187-DA
NJU7078	SSOP14

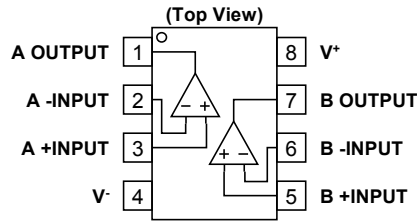
### ■ APPLICATIONS

- Thermocouple / Thermopile Amplifiers
- Strain Gauge / Pressure sensor Amplifiers
- Load Cell and Bridge Transducer Amplifiers
- High Resolution Data Acquisition
- Precision Current Sensing
- Battery monitoring
- Photo-Diode pre amplifier

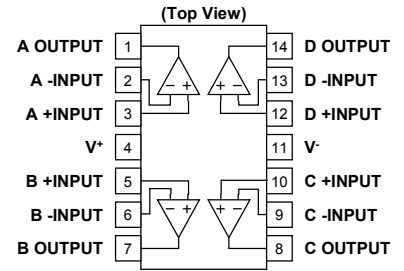
## ■ PIN CONFIGURATION



NJU7076F



NJU7077R



NJU7078V

## ■ ABSOLUTE MAXIMUM RATINGS(Ta=25°C, unless otherwise noted.)

PARAMETER	SYMBOL	RATING	UNIT
Supply Voltage	$V^+ - V^-$	7 <sup>(1)</sup>	V
Differential Input Voltage <sup>(2)</sup>	$V_{ID}$	$\pm 7$ <sup>(3)</sup>	V
Input Voltage	$V_{IN}$	$V^- - 0.3$ to $V^+ + 0.3$	V
Power Dissipation <sup>(4)</sup>		(2-layer / 4-layer)	mW
SOT-23-5	$P_D$	480 / 650	mW
MSOP8(VSP8)		500 / 660	mW
SSOP14		555 / 690	mW
Operating Temperature Range	$T_{opr}$	-40 to +125	°C
Storage Temperature Range	$T_{stg}$	-55 to +150	°C

(1) Supply Voltage is the voltage difference between  $V^+$  and  $V^-$ .

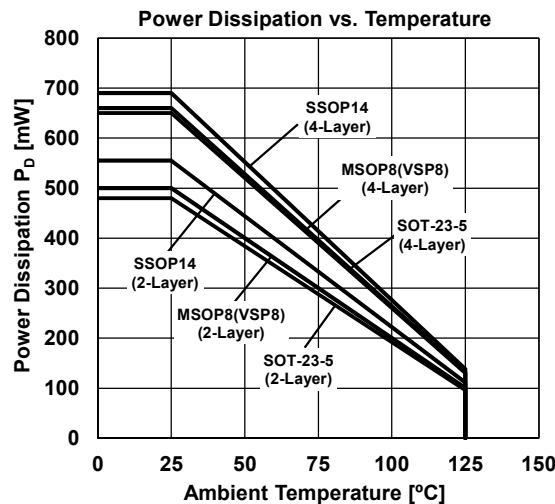
(2) Differential voltage is the voltage difference between +INPUT and -INPUT.

(3) For supply voltage less than 7V, the absolute maximum rating is equal to the supply voltage.

(4) Power dissipation is the power that can be consumed by the IC at  $T_a=25^\circ\text{C}$ , and is the typical measured value based on JEDEC condition. When using the IC over  $T_a=25^\circ\text{C}$  subtract the value  $[\text{mW}/^\circ\text{C}] = P_D / (T_{stg}(\text{MAX}) - 25)$  per temperature.

2-layer: EIA/JEDEC STANDARD Test board (76.2x114.3x1.6mm, 2layers, FR-4) mounting

4-layer: EIA/JEDEC STANDARD Test board (76.2x114.3x1.6mm, 4layers, FR-4) mounting



## ■ RECOMMENDED OPERATING CONDITIONS(Ta=25°C)

PARAMETER	Value	UNIT
Supply Voltage	+2.2 to +5.5 ( $\pm 1.1$ to $\pm 2.75$ )	V

## ■ ELECTRICAL CHARACTERISTICS ( $V^+=5V$ , $V^-=0V$ , $V_{COM}=V^+/2$ , $T_a=25^\circ C$ , unless otherwise noted.)

PARAMETER	SYMBOL	TEST CONDITION	MIN.	TYP.	MAX.	UNIT
<b>DC CHARACTERISTICS</b>						
Input Offset Voltage NJU7076/NJU7077  NJU7078	$V_{IO}$	$T_a=-40^\circ C$ to $125^\circ C$	-	20	150	$\mu V$
			-	-	400	$\mu V$
		$T_a=-40^\circ C$ to $125^\circ C$	-	20	200	$\mu V$
			-	-	400	$\mu V$
Input Offset Voltage Drift	$\Delta V_{IO}/\Delta T$	$T_a=-40^\circ C$ to $125^\circ C$ <sup>(5)</sup>	-	0.5	5	$\mu V/^\circ C$
Input Bias Current	$I_B$		-	1	-	pA
Input Offset Current	$I_{IO}$		-	1	-	pA
Open-Loop Voltage Gain	$A_V$	$V_O=0.5V$ to $4.5V$ , $R_L=10k\Omega$ to $2.5V$	100	130	-	dB
		$V_O=0.5V$ to $4.5V$ , $R_L=10k\Omega$ to $2.5V$ , $T_a=-40^\circ C$ to $125^\circ C$	100	-	-	dB
Common-Mode Rejection Ratio	CMR	$V_{ICM}=0V$ to $4V$	70	90	-	dB
		$V_{ICM}=0V$ to $4V$ , $T_a=-40^\circ C$ to $125^\circ C$	70	-	-	dB
Supply Voltage Rejection Ratio	SVR	$V^+=2.2V$ to $5.5V$	70	90	-	dB
		$V^+=2.2V$ to $5.5V$ , $T_a=-40^\circ C$ to $125^\circ C$	70	-	-	dB
High-level Output Voltage	$V_{OH}$	$R_L=10k\Omega$ to $2.5V$	4.95	4.98	-	V
		$R_L=10k\Omega$ to $2.5V$ , $T_a=-40^\circ C$ to $125^\circ C$	4.95	-	-	V
		$R_L=600\Omega$ to $2.5V$	4.85	4.92	-	V
		$R_L=600\Omega$ to $2.5V$ , $T_a=-40^\circ C$ to $125^\circ C$	4.85	-	-	V
		$I_{SOURCE}=2mA$	4.9	4.96	-	V
		$I_{SOURCE}=2mA$ , $T_a=-40^\circ C$ to $125^\circ C$	4.85	-	-	V
Low-level Output Voltage	$V_{OL}$	$R_L=10k\Omega$ to $2.5V$	-	0.02	0.05	V
		$R_L=10k\Omega$ to $2.5V$ , $T_a=-40^\circ C$ to $125^\circ C$	-	-	0.05	V
		$R_L=600\Omega$ to $2.5V$	-	0.08	0.15	V
		$R_L=600\Omega$ to $2.5V$ , $T_a=-40^\circ C$ to $125^\circ C$	-	-	0.2	V
		$I_{SINK}=2mA$	-	0.04	0.1	V
		$I_{SINK}=2mA$ , $T_a=-40^\circ C$ to $125^\circ C$	-	-	0.15	V
Common-Mode Input Voltage Range	$V_{ICM}$	CMR $\geq 70dB$	0	-	4	V
		CMR $\geq 70dB$ , $T_a=-40^\circ C$ to $125^\circ C$	0	-	4	V
Supply Current(All Amplifiers) NJU7076  NJU7077  NJU7078	$I_{SUPPLY}$	No Signal, $R_L=OPEN$	-	0.6	0.9	mA
		No Signal, $R_L=OPEN$ , $T_a=-40^\circ C$ to $125^\circ C$	-	-	0.9	mA
		No Signal, $R_L=OPEN$	-	1.2	1.8	mA
		No Signal, $R_L=OPEN$ , $T_a=-40^\circ C$ to $125^\circ C$	-	-	1.8	mA
		No Signal, $R_L=OPEN$	-	2.3	3.5	mA
		No Signal, $R_L=OPEN$ , $T_a=-40^\circ C$ to $125^\circ C$	-	-	3.5	mA
<b>AC CHARACTERISTICS</b>						
Gain Bandwidth Product	GBW	$G_V=40dB$ , $R_F=100k\Omega$ , $R_L=10k\Omega$ to $2.5V$ , $C_L=20pF$ , $f=100kHz$	-	1.3	-	MHz
Phase Margin	$\Phi_m$	$G_V=40dB$ , $R_F=100k\Omega$ , $R_L=10k\Omega$ to $2.5V$ , $C_L=20pF$	-	60	-	deg
Gain Margin	$G_m$	$G_V=40dB$ , $R_F=100k\Omega$ , $R_L=10k\Omega$ to $2.5V$ , $C_L=20pF$	-	12	-	dB
Equivalent Input Noise Voltage	$e_n$	$f=1kHz$	-	10	-	$nV/\sqrt{Hz}$
Slew Rate	SR	$G_V=0dB$ , $R_L=10k\Omega$ to $2.5V$ , $C_L=20pF$ , $V_{IN}=3V_{PP}$	-	0.5	-	V/ $\mu s$
Total Harmonic Distortion + Noise	THD+N	$G_V=20dB$ , $R_L=10k\Omega$ to $2.5V$ , $f=1kHz$ , $V_O=3V_{PP}$	-	0.01	-	%
Channel Separation	CS	$f=1kHz$ , NJU7077/NJU7078	-	140	-	dB

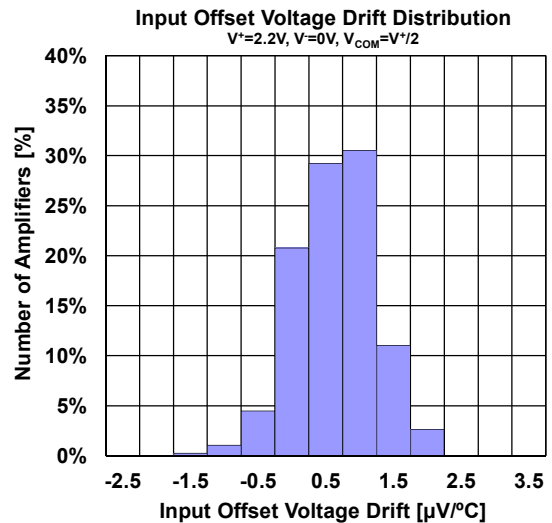
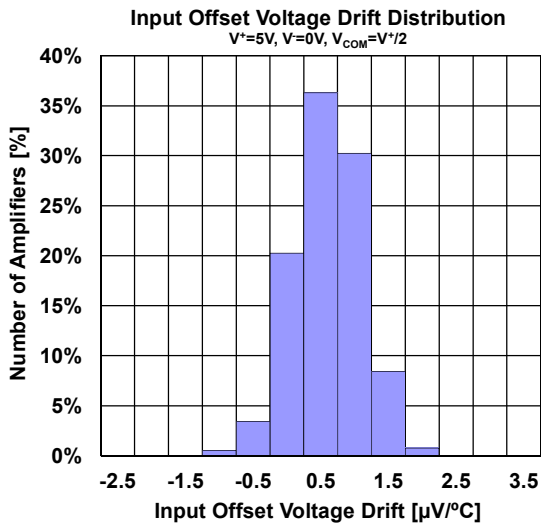
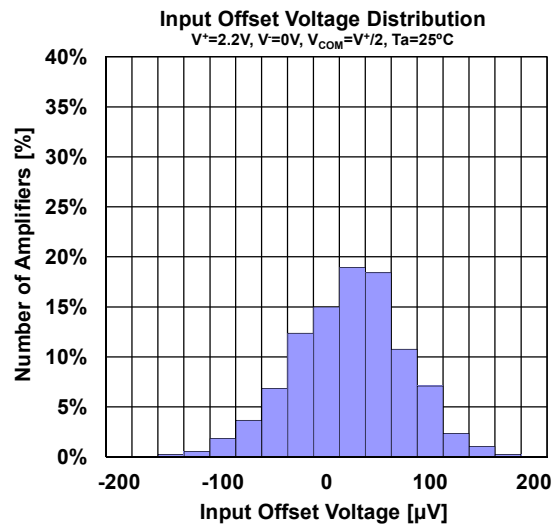
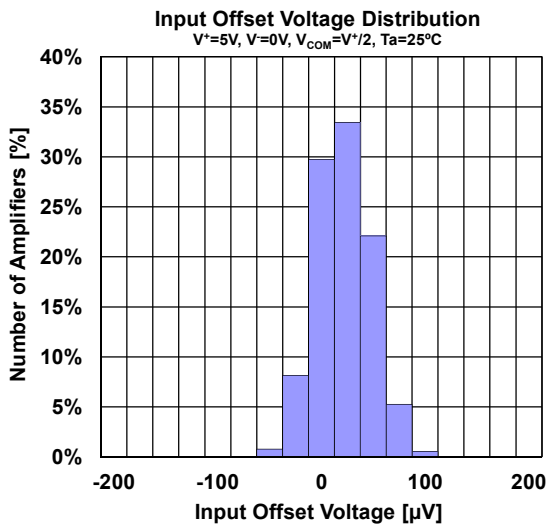
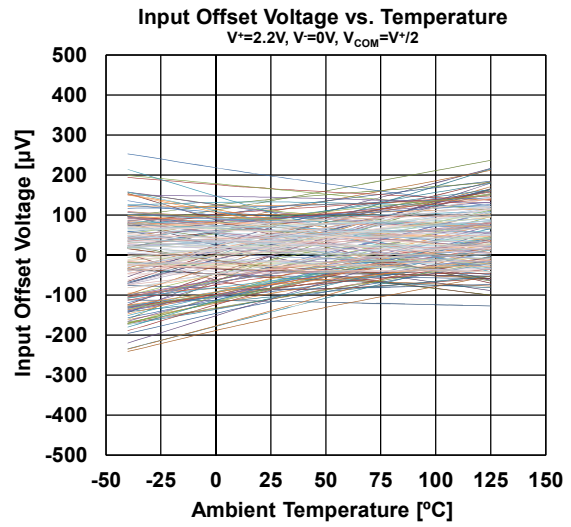
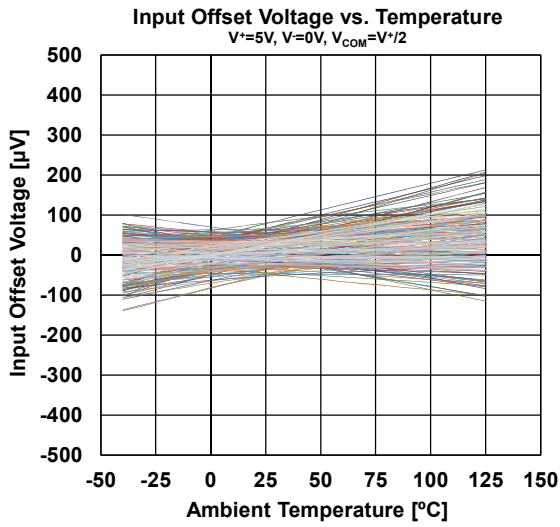
(5) Guaranteed by two points of Temperature  $-40^\circ C$  and  $+125^\circ C$

■ **ELECTRICAL CHARACTERISTICS** ( $V^+=2.2V$ ,  $V^-=0V$ ,  $V_{COM}=V^+/2$ ,  $T_a=25^\circ C$ , unless otherwise noted.)

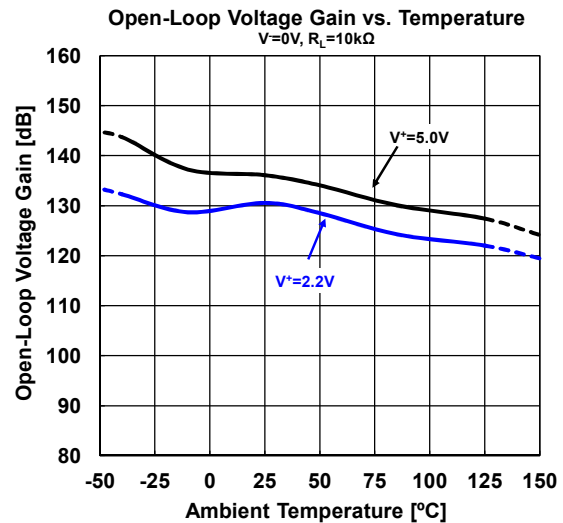
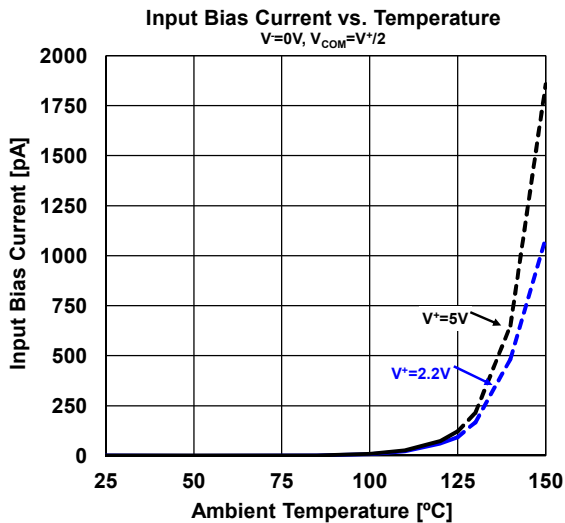
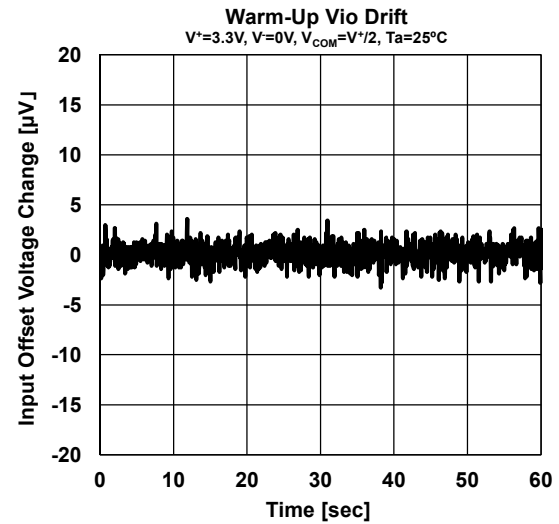
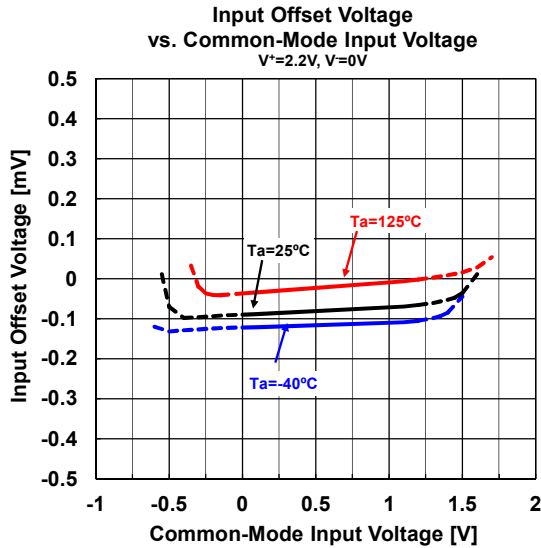
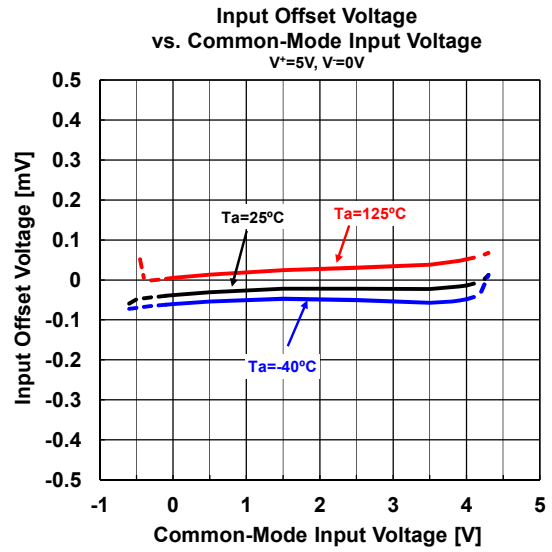
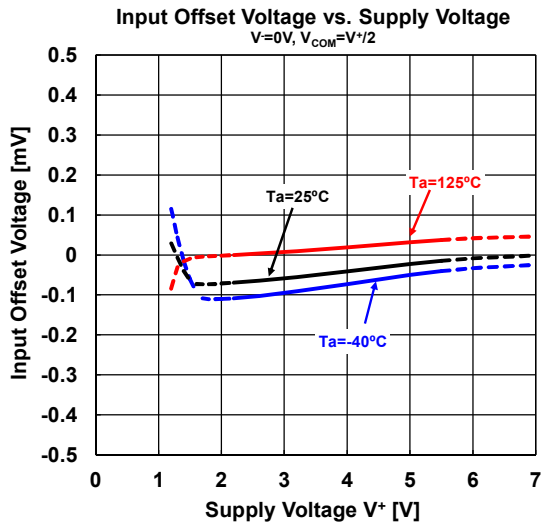
PARAMETER	SYMBOL	TEST CONDITION	MIN.	TYP.	MAX.	UNIT
<b>DC CHARACTERISTICS</b>						
Input Offset Voltage NJU7076/NJU7077	$V_{IO}$	$T_a = -40^\circ C$ to $125^\circ C$	-	60	250	$\mu V$
			-	-	400	$\mu V$
NJU7078			-	60	300	$\mu V$
			-	-	400	$\mu V$
Input Offset Voltage Drift	$\Delta V_{IO}/\Delta T$	$T_a = -40^\circ C$ to $125^\circ C$ <sup>(5)</sup>	-	0.6	5	$\mu V/^\circ C$
Input Bias Current	$I_B$		-	1	-	pA
Input Offset Current	$I_{IO}$		-	1	-	pA
Open-Loop Voltage Gain	$A_V$	$V_O=0.6V$ to $1.6V$ , $R_L=10k\Omega$ to $1.1V$	100	130	-	dB
		$V_O=0.6V$ to $1.6V$ , $R_L=10k\Omega$ to $1.1V$ , $T_a = -40^\circ C$ to $125^\circ C$	100	-	-	dB
Common-Mode Rejection Ratio	CMR	$V_{ICM}=0V$ to $1.2V$	70	90	-	dB
		$V_{ICM}=0V$ to $1.2V$ , $T_a = -40^\circ C$ to $125^\circ C$	70	-	-	dB
High-level Output Voltage	$V_{OH}$	$R_L=10k\Omega$ to $1.1V$	2.15	2.18	-	V
		$R_L=10k\Omega$ to $1.1V$ , $T_a = -40^\circ C$ to $125^\circ C$	2.15	-	-	V
		$R_L=600\Omega$ to $1.1V$	2.1	2.14	-	V
		$R_L=600\Omega$ to $1.1V$ , $T_a = -40^\circ C$ to $125^\circ C$	2.05	-	-	V
		$I_{SOURCE}=2mA$	2.05	2.13	-	V
		$I_{SOURCE}=2mA$ , $T_a = -40^\circ C$ to $125^\circ C$	2	-	-	V
Low-level Output Voltage	$V_{OL}$	$R_L=10k\Omega$ to $1.1V$	-	0.02	0.05	V
		$R_L=10k\Omega$ to $1.1V$ , $T_a = -40^\circ C$ to $125^\circ C$	-	-	0.05	V
		$R_L=600\Omega$ to $1.1V$	-	0.06	0.1	V
		$R_L=600\Omega$ to $1.1V$ , $T_a = -40^\circ C$ to $125^\circ C$	-	-	0.15	V
		$I_{SINK}=2mA$	-	0.07	0.15	V
		$I_{SINK}=2mA$ , $T_a = -40^\circ C$ to $125^\circ C$	-	-	0.2	V
Common-Mode Input Voltage Range	$V_{ICM}$	CMR $\geq 70dB$	0	-	1.2	V
		CMR $\geq 70dB$ , $T_a = -40^\circ C$ to $125^\circ C$	0	-	1.2	V
Supply Current(All Amplifiers)	$I_{SUPPLY}$	No Signal, $R_L=OPEN$	-	0.55	0.82	mA
NJU7076		No Signal, $R_L=OPEN$ , $T_a = -40^\circ C$ to $125^\circ C$	-	-	0.82	mA
NJU7077		No Signal, $R_L=OPEN$	-	1.0	1.5	mA
		No Signal, $R_L=OPEN$ , $T_a = -40^\circ C$ to $125^\circ C$	-	-	1.5	mA
NJU7078		No Signal, $R_L=OPEN$	-	2.0	3.0	mA
		No Signal, $R_L=OPEN$ , $T_a = -40^\circ C$ to $125^\circ C$	-	-	3.0	mA
<b>AC CHARACTERISTICS</b>						
Gain Bandwidth Product	GBW	$G_V=40dB$ , $R_F=100k\Omega$ , $R_L=10k\Omega$ to $1.1V$ , $C_L=20pF$ , $f=100kHz$	-	1.2	-	MHz
Phase Margin	$\Phi_m$	$G_V=40dB$ , $R_F=100k\Omega$ , $R_L=10k\Omega$ to $1.1V$ , $C_L=20pF$	-	60	-	deg
Gain Margin	$G_m$	$G_V=40dB$ , $R_F=100k\Omega$ , $R_L=10k\Omega$ to $1.1V$ , $C_L=20pF$	-	12	-	dB
Equivalent Input Noise Voltage	$e_n$	$f=1kHz$	-	10	-	$nV/\sqrt{Hz}$
Slew Rate	SR	$G_V=0dB$ , $R_L=10k\Omega$ to $1.1V$ , $C_L=20pF$ , $V_{IN}=1V_{PP}$	-	0.5	-	$V/\mu s$
Total Harmonic Distortion + Noise	THD+N	$G_V=20dB$ , $R_L=10k\Omega$ to $1.1V$ , $f=1kHz$ , $V_O=1V_{PP}$	-	0.01	-	%
Channel Separation	CS	$f=1kHz$ , NJU7077/NJU7078	-	140	-	dB

(5) Guaranteed by two points of Temperature  $-40^\circ C$  and  $+125^\circ C$

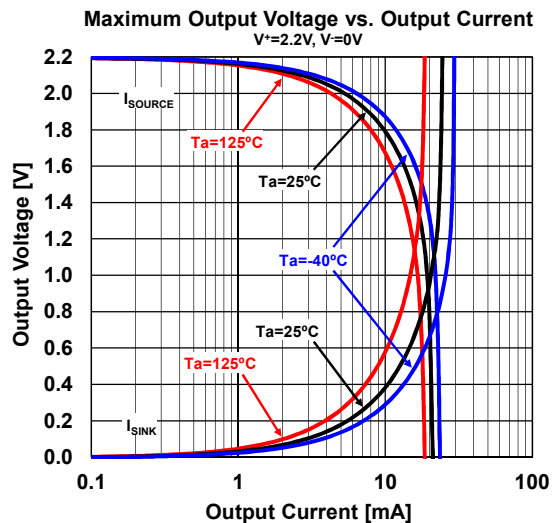
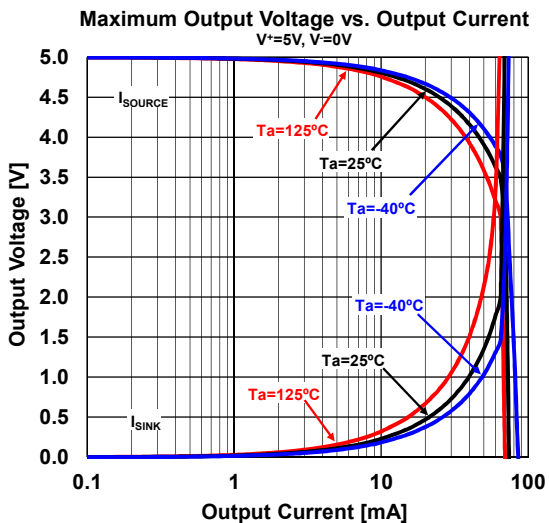
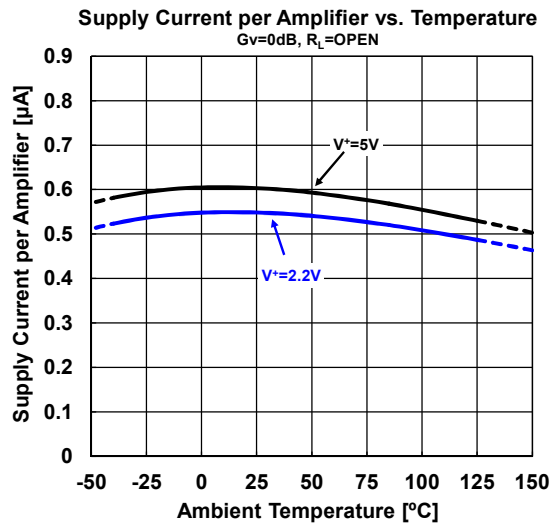
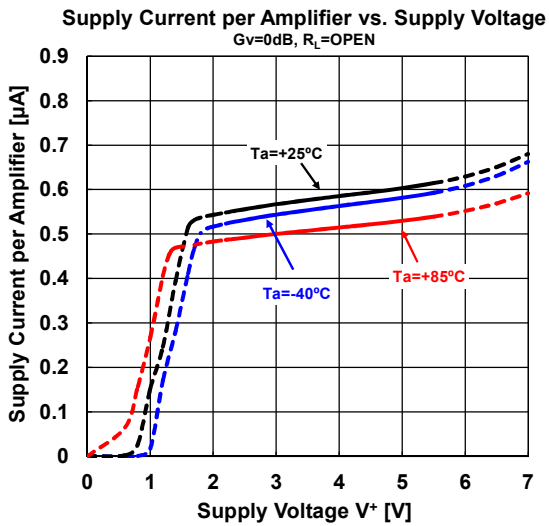
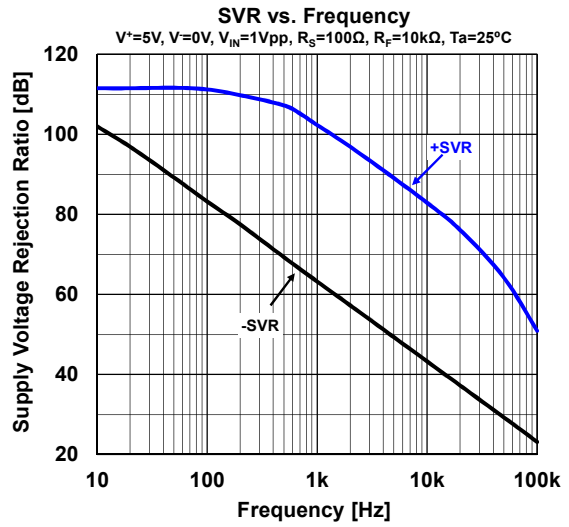
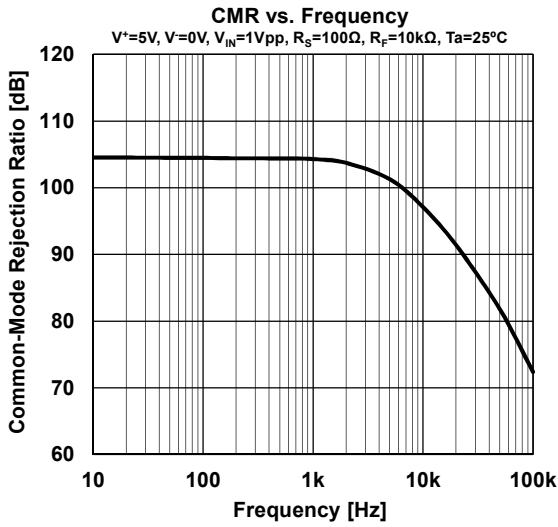
## ■ TYPICAL CHARACTERISTICS



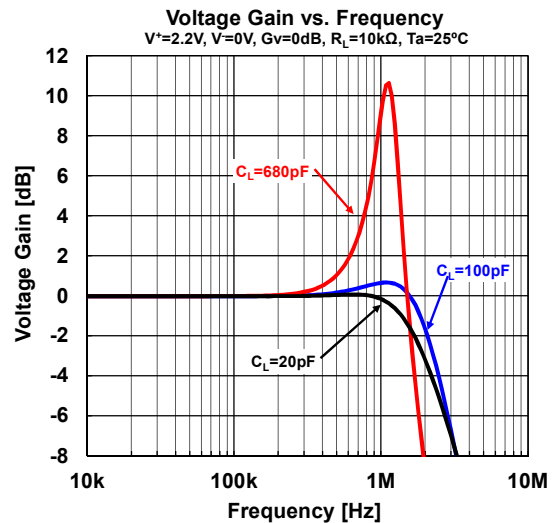
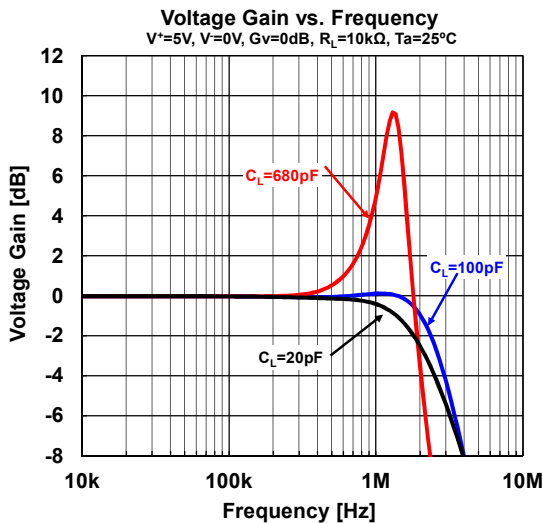
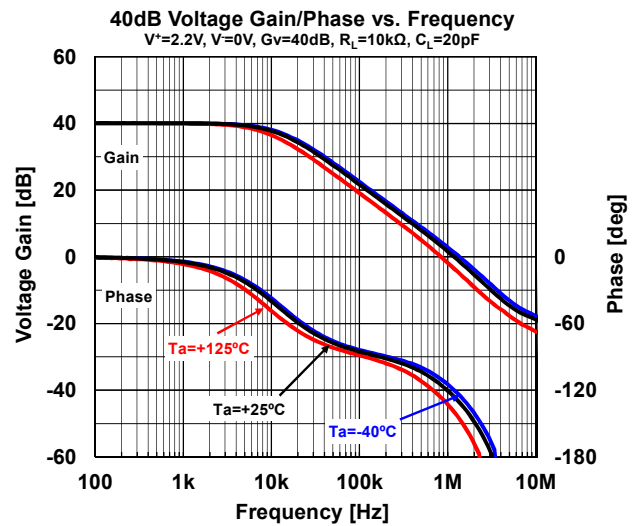
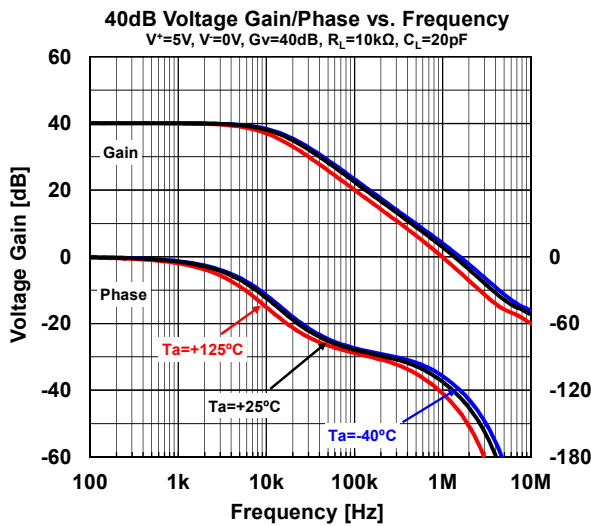
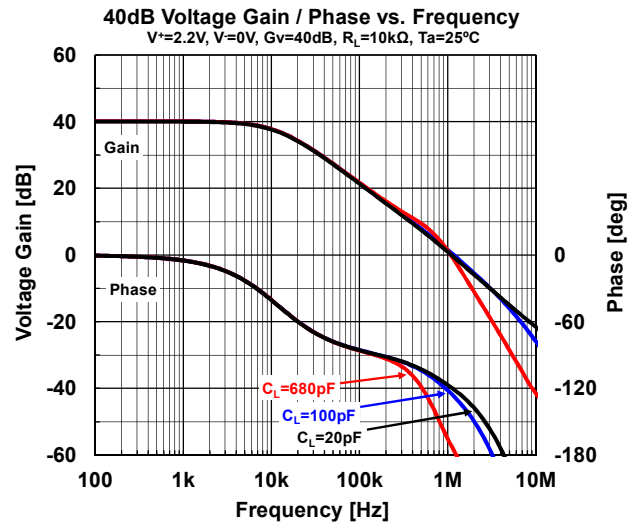
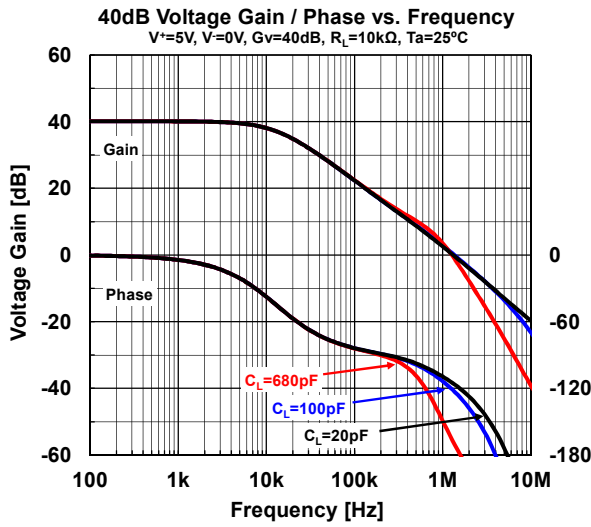
## TYPICAL CHARACTERISTICS



■ TYPICAL CHARACTERISTICS

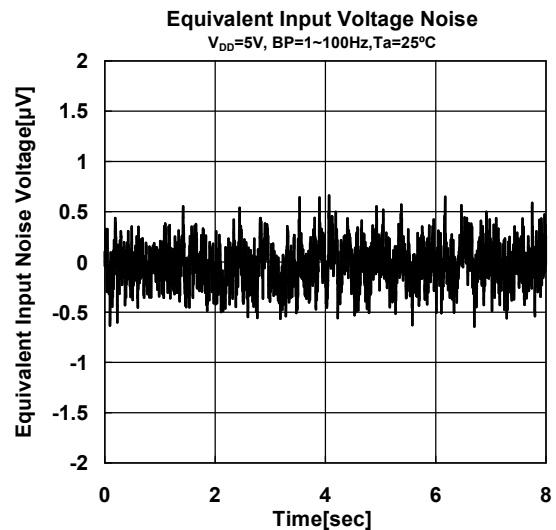
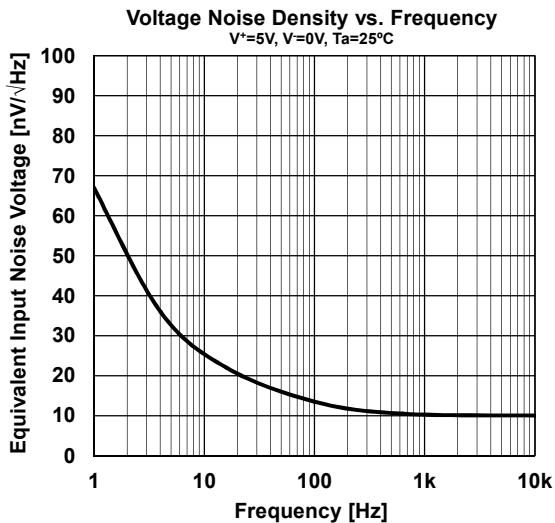
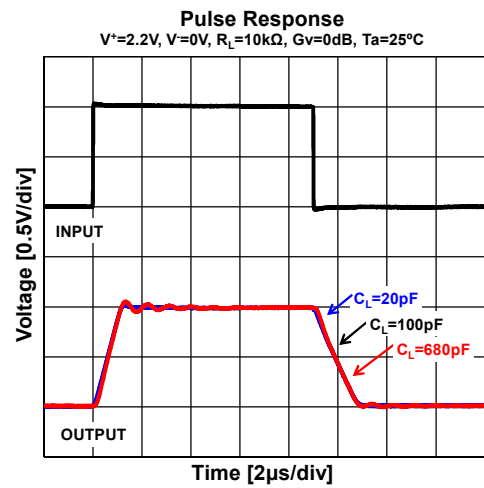
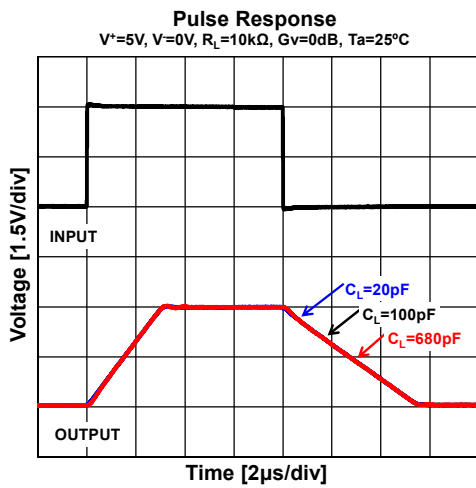
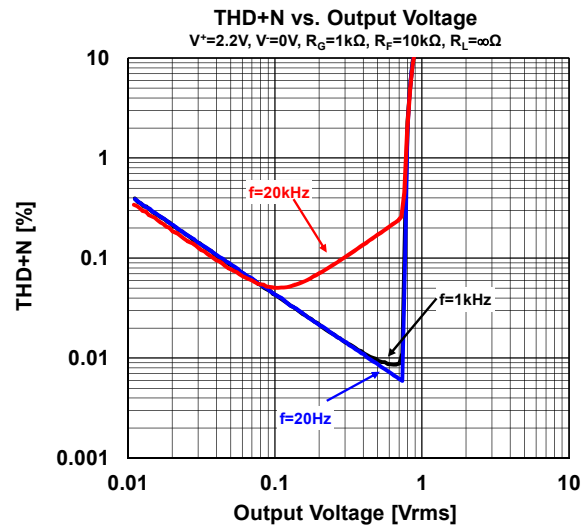
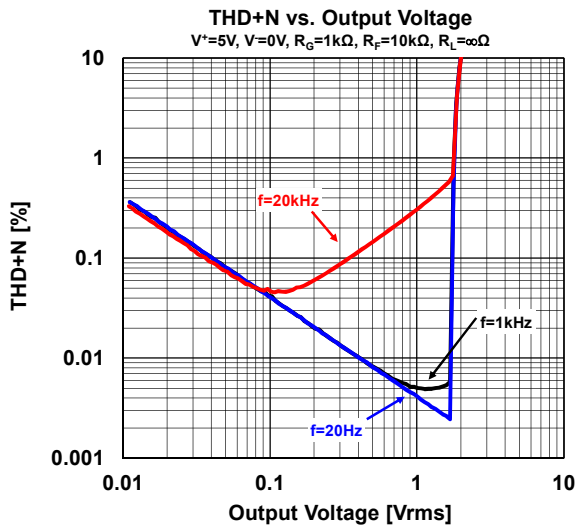


## ■ TYPICAL CHARACTERISTICS

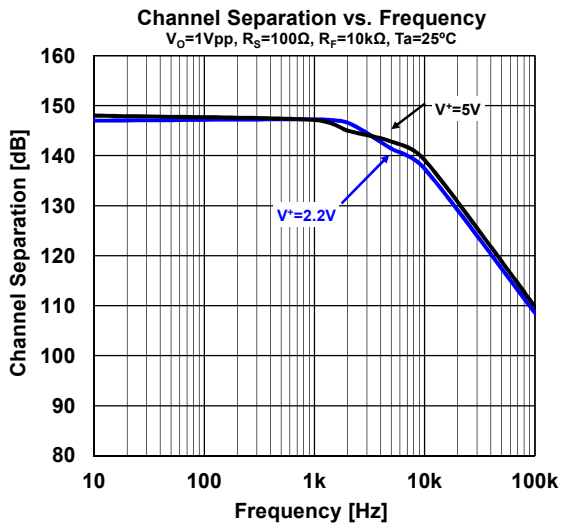




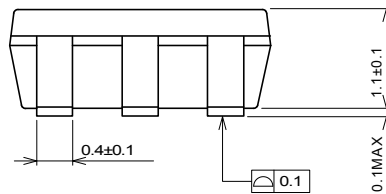
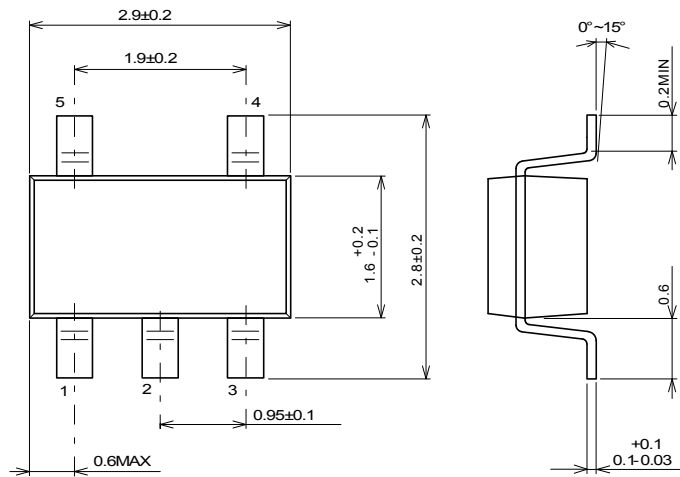
## ■ TYPICAL CHARACTERISTICS



## ■ TYPICAL CHARACTERISTICS

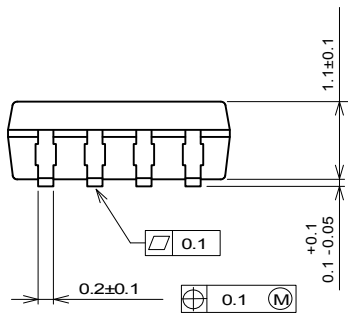
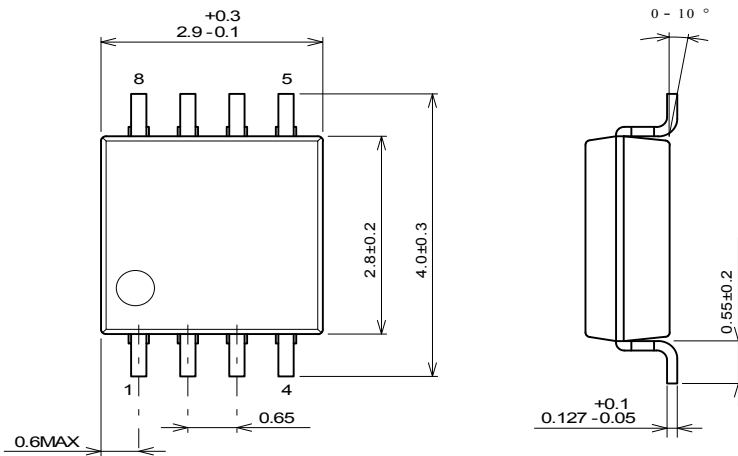


■ PACKAGE DIMENSIONS



Unit: mm

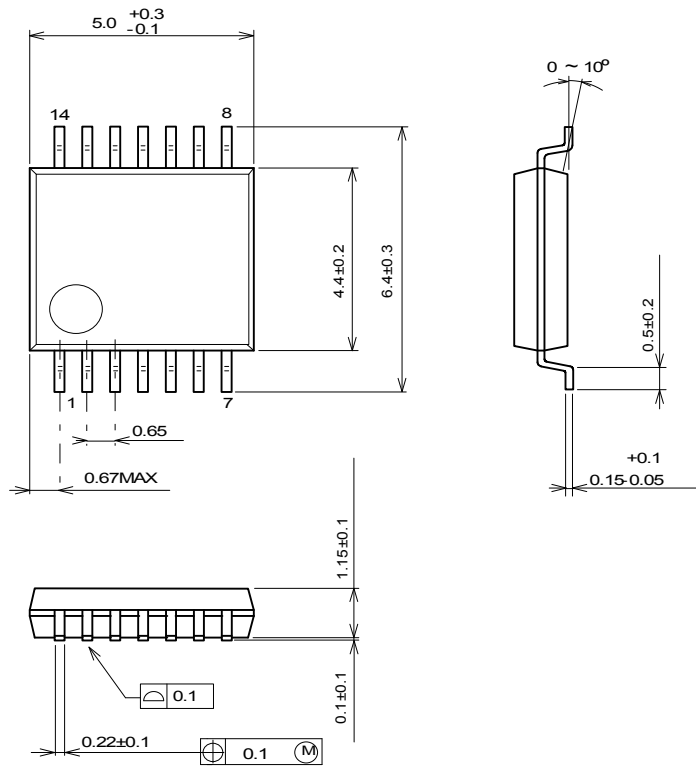
SOT-23-5 Package



Unit: mm

MSOP8(VSP8)\* Package  
\*MEET JEDEC MO-187-DA

## ■ PACKAGE DIMENSIONS



Unit: mm

**SSOP14 Package**

**[CAUTION]**  
 The specifications on this databook are only given for information, without any guarantee as regards either mistakes or omissions. The application circuits in this databook are described only to show representative usages of the product and not intended for the guarantee or permission of any right including the industrial rights.

# Mouser Electronics

Authorized Distributor

Click to View Pricing, Inventory, Delivery & Lifecycle Information:

[NJR:](#)

[NJU7076BF3-TE1](#) [NJU7076F-TE1](#) [NJU7076F-TE2](#) [NJU7078V-TE1](#)



Компания «ЭлектроПласт» предлагает заключение долгосрочных отношений при поставках импортных электронных компонентов на взаимовыгодных условиях!

Наши преимущества:

- Оперативные поставки широкого спектра электронных компонентов отечественного и импортного производства напрямую от производителей и с крупнейших мировых складов;
- Поставка более 17-ти миллионов наименований электронных компонентов;
- Поставка сложных, дефицитных, либо снятых с производства позиций;
- Оперативные сроки поставки под заказ (от 5 рабочих дней);
- Экспресс доставка в любую точку России;
- Техническая поддержка проекта, помощь в подборе аналогов, поставка прототипов;
- Система менеджмента качества сертифицирована по Международному стандарту ISO 9001;
- Лицензия ФСБ на осуществление работ с использованием сведений, составляющих государственную тайну;
- Поставка специализированных компонентов (Xilinx, Altera, Analog Devices, Intersil, Interpoint, Microsemi, Aeroflex, Peregrine, Syfer, Eurofarad, Texas Instrument, Miteq, Cobham, E2V, MA-COM, Hittite, Mini-Circuits, General Dynamics и др.);

Помимо этого, одним из направлений компании «ЭлектроПласт» является направление «Источники питания». Мы предлагаем Вам помощь Конструкторского отдела:

- Подбор оптимального решения, техническое обоснование при выборе компонента;
- Подбор аналогов;
- Консультации по применению компонента;
- Поставка образцов и прототипов;
- Техническая поддержка проекта;
- Защита от снятия компонента с производства.



#### Как с нами связаться

**Телефон:** 8 (812) 309 58 32 (многоканальный)

**Факс:** 8 (812) 320-02-42

**Электронная почта:** [org@eplast1.ru](mailto:org@eplast1.ru)

**Адрес:** 198099, г. Санкт-Петербург, ул. Калинина, дом 2, корпус 4, литера А.