

Combined Antenna Module - Body Mount

APAMPSBJ-144

RoHS/RoHS II Compliant



MSL level: Not Applicable

FEATURES:

- Active GPS and Multiband External Antenna,
- Covering Active GPS / GLONASS (1592 - 1610 MHz)
- Cellular: AMPS (850 MHz), GSM (900 MHz), DCS (1800 MHz), PCS (1900 MHz),
- 3G (UMTS 2.1 GHz)
- WiFi / Bluetooth (2.4GHz)
- LTE (791-960/1710-2690 MHz)
- 2 coaxial output feeds; active GNSS and Other bands
- IP67, IK09, IP69K approved
- Body Mount attachment
- LNA Gain: 23dB at 3V, 24dB at 5V
- Cellular Gain: 2dBi
- Cellular VSWR < 2.5:1
- RoHS/RoHS II compliant
- 2J Technology

TYPICAL APPLICATIONS:

- Vehicle GPS/GLONASS, Cellular and UMTS (3G and LTE)
- Vehicle Cellular Routers

STANDARD SPECIFICATIONS:

Mobile (Cable1)

Parameters	Min.	Typ.	Max.	Units	Note
Receiving Frequency	791		960	MHz	4G/LTE
	1710		2960	MHz	4G/LTE
		850		MHz	AMPS
		900		MHz	GSM
		1800		MHz	DCS
		1900		MHz	PCS
		2.1		GHz	3G-UMTS
		2.4		GHz	BLUETOOTH
VSWR			2.5:1		
Polarization Model	Linear				
Impedance		50		Ω	
Gain			2	dBi	
Power Handling		25		W	
Operating Temperature	-40		+85	°C	

Navigation (Cable 2)

Parameters	Min.	Typ.	Max.	Units	Note
Receiving Frequency	1572		1610	MHz	GPS+GLONASS
Impedance		50		Ω	
VSWR			1.5:1		
Noise figure	1.2			dB	
Polarization Model	RHCP				
Ceramic Patch Gain	2		3	dBi	@ zenith
Operating Temperature	-40		+85	°C	

Combined Antenna Module - Body Mount

APAMPSBJ-144

RoHS/RoHS II Compliant



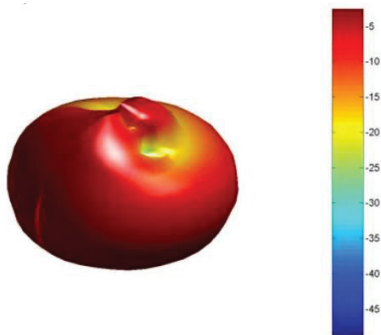
Low Noise Amplifier (LNA)

Parameters	Min.	Typ.	Max.	Units	Note
DC Voltage	2.7		5.5	V	
Gain			23	dB	@ 3.0V
			24	dB	@ 5.0V
Current	15		25	mA	
Power			138	mW	
Operating Temperature	-40		+85	°C	

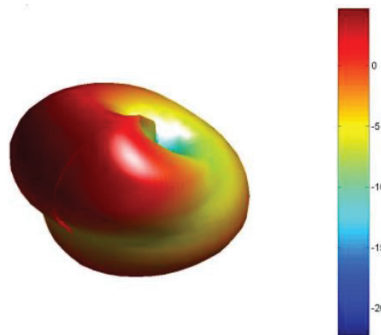
MEASUREMENTS

Radiation Patterns Azimuth 45° and Elevation 45°

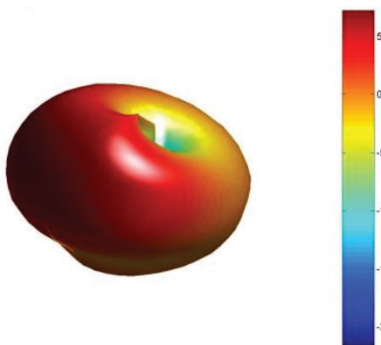
Frequency=798MHz Az=45 EL=45



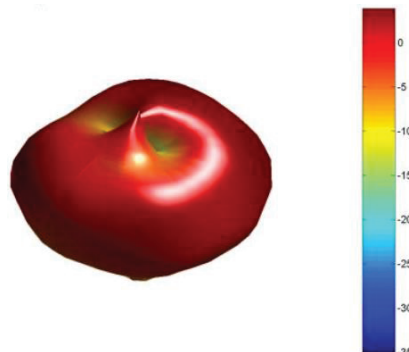
Frequency=853MHz Az=45 EL=45



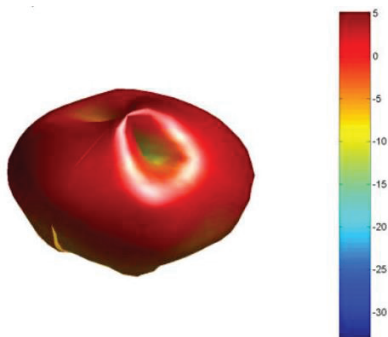
Frequency=897MHz Az=45 EL=45



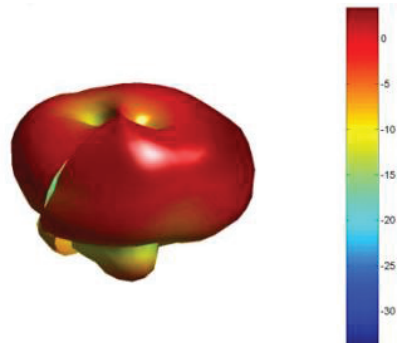
Frequency=1799MHz Az=45 EL=45



Frequency=1909MHz Az=45 EL=45



Frequency=2107MHz Az=45 EL=45



Combined Antenna Module - Body Mount

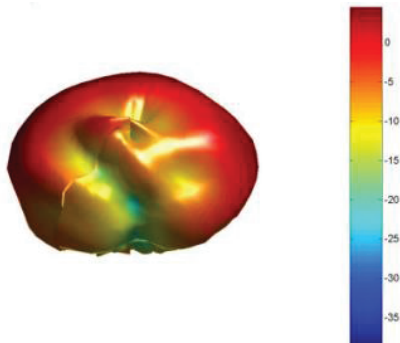
APAMPSBJ-144

RoHS/RoHS II Compliant




MEASUREMENTS

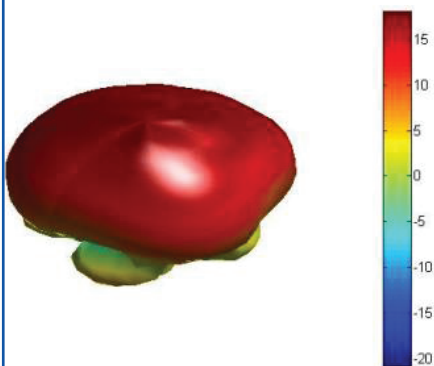
Frequency=2404MHz Az=45 EL=45



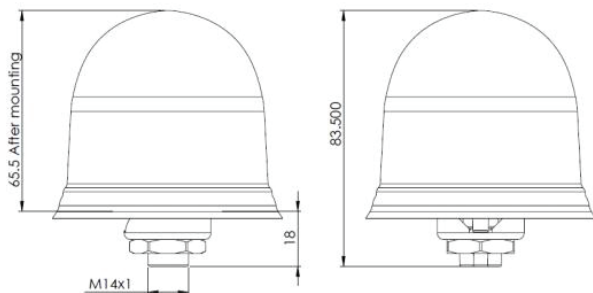
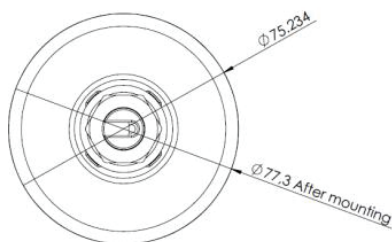
Frequency=2602MHz Az=45 EL=45



Frequency=1575.42MHz Az=45 EL=45



OUTLINE DIMENSION:



Parameters	Description
RF Connector	LTE (Cable 1) - SMA male GNSS (Cable 2) - SMA male
Weight	150g
Cable Type	Cable 1 – RG174U Cable 2 - RG174U
Cable Length	15cm
Lid	ABS
Base	Zamak
Gasket	TPE
Color	Black
Certificates	IP67, IK09, IP69K
Ceramic Patch Size	24x24x4mm

Dimension: mm

ABRACON IS
ISO9001:2008
CERTIFIED



2 Faraday, Suite# B | Irvine | CA 92618 Revised: 08.14.15
Ph. 949.546.8000 | Fax. 949.546.8001
Visit www.abracon.com for Terms and Conditions of Sale

Combined Antenna Module - Body Mount

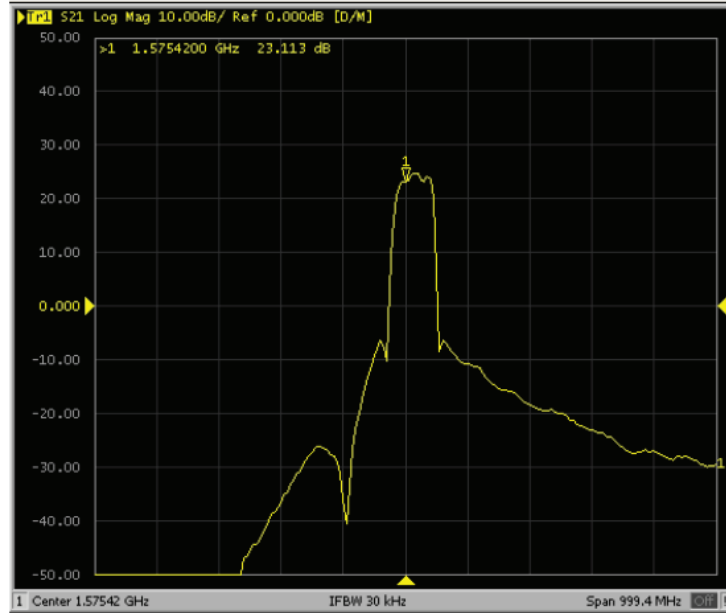
APAMPSBJ-144

RoHS/RoHS II Compliant



Ø 77.3mm x 66.5mm

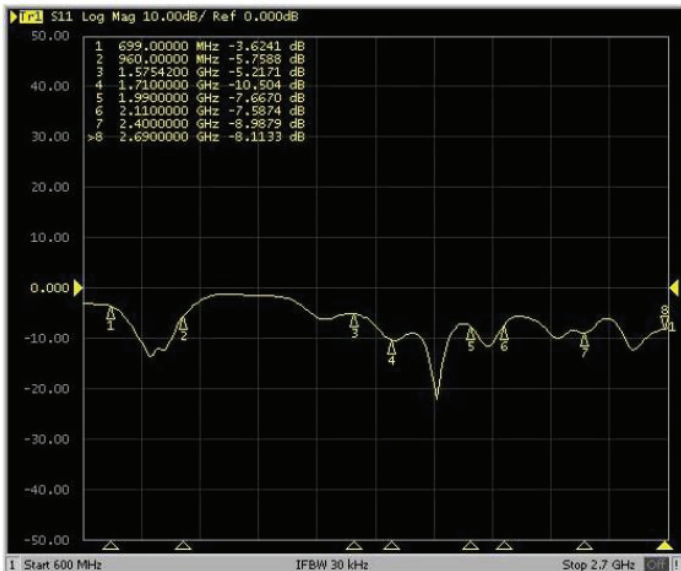
GNSS Log Mag - 1575.42MHz



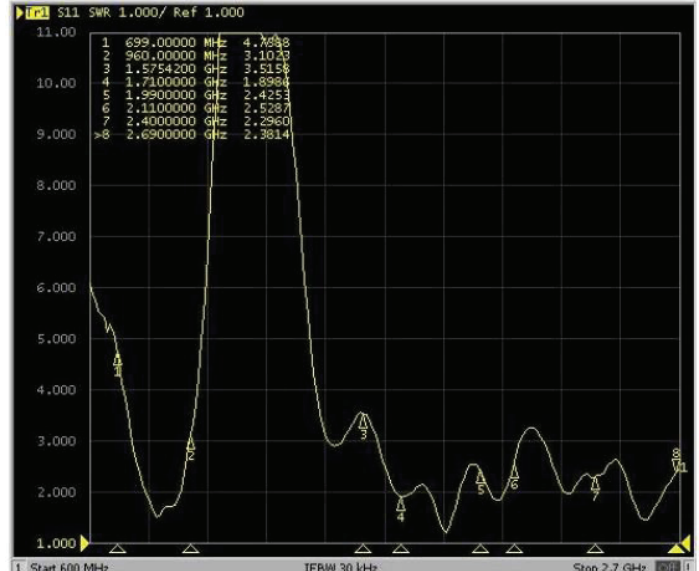
Gain at 3.0V

Note: Measurements made with Antenna mounted on 20x20cm metal ground plane, with a 15cm cable RG174 used for testing.

LTE Responses



LTE S11 (Log Mag)



LTE S11 (VSWR)

Dimension: mm

ABRACON IS
ISO9001:2008
CERTIFIED



2 Faraday, Suite# B | Irvine | CA 92618 Revised: 08.14.15
Ph. 949.546.8000 | Fax. 949.546.8001
Visit www.abracon.com for Terms and Conditions of Sale

Combined Antenna Module - Body Mount

APAMPSBJ-144

RoHS/RoHS II Compliant



PACKAGING:

- Each antenna is packaged in a 140x120x81mm size box.
- Each 20 boxes are packaged in one 465x310x250mm size box.
- Each 30 boxes are packaged in a 590x390x230mm size box.



CAUTION:

- (1) Do not apply excess mechanical stress to the component body or terminations. Do not attempt to re-form or bend the components as this will cause damage to the component.
- (2) Do not expose the component to open flame.
- (3) This specification applies to the functionality of the component as a single unit. Please insure the component is thoroughly evaluated in the application circuit.

NOTE:

- 1) The parts are manufactured in accordance with this specification. If other conditions and specifications which are required for this specification, please contact ABRACON for more information.
- 2) ABRACON will supply the parts in accordance with this specification unless we receive a written request to modify prior to an order placement.
- 3) In no case shall ABRACON be liable for any product failure from in appropriate handling or operation of the item beyond the scope of this specification.
- 4) When changing your production process, please notify ABRACON immediately.
- 5) ABRACON Corporation's products are COTS – Commercial-Off-The-Shelf products; suitable for Commercial, Industrial and, where designated, Automotive Applications. ABRACON's products are not specifically designed for Military, Aviation, Aerospace, Life-dependant Medical applications or any application requiring high reliability where component failure could result in loss of life and/or property. For applications requiring high reliability and/or presenting an extreme operating environment, written consent and authorization from ABRACON Corporation is required. Please contact ABRACON Corporation for more information.
- 6) All specifications and Marking will be subject to change without notice.

ATTENTION: Abracon Corporation's products are COTS – Commercial-Off-The-Shelf products; suitable for Commercial, Industrial and, where designated, Automotive Applications. Abracon's products are not specifically designed for Military, Aviation, Aerospace, Life-dependant Medical applications or any application requiring high reliability where component failure could result in loss of life and/or property. For applications requiring high reliability and/or presenting an extreme operating environment, written consent and authorization from Abracon Corporation is required. Please contact Abracon Corporation for more information.

ABRACON IS
ISO9001:2008
CERTIFIED

 **ABRACON**[®] LLC
The Power of Linking Together

2 Faraday, Suite# B | Irvine | CA 92618 **Revised: 08.14.15**
Ph. 949.546.8000 | Fax. 949.546.8001
Visit www.abracon.com for Terms and Conditions of Sale



Компания «ЭлектроПласт» предлагает заключение долгосрочных отношений при поставках импортных электронных компонентов на взаимовыгодных условиях!

Наши преимущества:

- Оперативные поставки широкого спектра электронных компонентов отечественного и импортного производства напрямую от производителей и с крупнейших мировых складов;
- Поставка более 17-ти миллионов наименований электронных компонентов;
- Поставка сложных, дефицитных, либо снятых с производства позиций;
- Оперативные сроки поставки под заказ (от 5 рабочих дней);
- Экспресс доставка в любую точку России;
- Техническая поддержка проекта, помощь в подборе аналогов, поставка прототипов;
- Система менеджмента качества сертифицирована по Международному стандарту ISO 9001;
- Лицензия ФСБ на осуществление работ с использованием сведений, составляющих государственную тайну;
- Поставка специализированных компонентов (Xilinx, Altera, Analog Devices, Intersil, Interpoint, Microsemi, Aeroflex, Peregrine, Syfer, Eurofarad, Texas Instrument, Miteq, Cobham, E2V, MA-COM, Hittite, Mini-Circuits, General Dynamics и др.);

Помимо этого, одним из направлений компании «ЭлектроПласт» является направление «Источники питания». Мы предлагаем Вам помощь Конструкторского отдела:

- Подбор оптимального решения, техническое обоснование при выборе компонента;
- Подбор аналогов;
- Консультации по применению компонента;
- Поставка образцов и прототипов;
- Техническая поддержка проекта;
- Защита от снятия компонента с производства.



Как с нами связаться

Телефон: 8 (812) 309 58 32 (многоканальный)

Факс: 8 (812) 320-02-42

Электронная почта: org@eplast1.ru

Адрес: 198099, г. Санкт-Петербург, ул. Калинина, дом 2, корпус 4, литера А.