

Features

- ◆ Smallest encapsulated 15W Converter!
Ultra compact size: 1.0" x 1.0" x 0.4"
- ◆ Shielded metal case with isolated baseplate
- ◆ Ultrawide 4:1 input ranges 9-36 VDC or 18-75VDC
- ◆ Output voltage Trim
- ◆ I/O isolation voltage 1500 VDC
- ◆ Very high efficiency up to 87%
- ◆ Operating temp. range : -40°C to +85°C
- ◆ Remote On/Off control
- ◆ Industry standard pinout
- ◆ 3-year product warranty



The THN-15WI series is the latest generation of high performance dc-dc converter modules setting new standards concerning power density. This product with 15W comes in a encapsulated, shielded metal package with dimensions of only 1.0"x 1.0"x 0.4" and occupies 50% (!) less board space.

All models have ultra wide 4:1 input voltage range and precisely regulated output voltages. Advanced circuit design provides high efficiency up to 87% which allows a operating temperature range of -40°C to +85°C (with derating) Further features include remote On/Off and trimmable output. Typical applications for these converters are battery operated equipment, mobile instrumentation, distributed power architectures in communication and industrial electronics and everywhere where space on PCB is critical.

Models

Order code	Input voltage range	Output voltage	Output current max.	Efficiency typ.
THN 15-2410WI	9 – 36 VDC (24 VDC nominal)	3.3 VDC	4'000 mA	86 %
THN 15-2411WI		5.0 VDC	3'000 mA	86 %
THN 15-2412WI		12 VDC	1'300 mA	87 %
THN 15-2413WI		15 VDC	1'000 mA	87 %
THN 15-2421WI		±5 VDC	±1'500 mA	85 %
THN 15-2422WI		±12 VDC	±625 mA	87 %
THN 15-2423WI		±15 VDC	±500 mA	88 %
THN 15-4810WI		18 – 75 VDC (48 VDC nominal)	3.3 VDC	4'000 mA
THN 15-4811WI	5.0 VDC		3'000 mA	86 %
THN 15-4812WI	12 VDC		1'300 mA	87 %
THN 15-4813WI	15 VDC		1'000 mA	87 %
THN 15-4821WI	±5 VDC		±1'500 mA	85 %
THN 15-4822WI	±12 VDC		±625 mA	86 %
THN 15-4823WI	±15 VDC		±500 mA	87 %

Input Specifications

Input current at no load	24 Vin; 3.3 VDC models: 50 mA typ. 24 Vin; 5 VDC models: 70 mA typ.. 24 Vin; other models: 20 mA typ. 48 Vin; 3.3 & 5 VDC models: 40 mA typ. 48 Vin; other models: 15 mA typ.
Input current at full load	24 Vin; 3.3 VDC models: 690 mA typ. 24 Vin; other models: 770 mA typ.. 48 Vin; 3.3 VDC models: 340 mA typ. 48 Vin; other models: 380 mA typ.
Start-up voltage / under voltage shut down	24 Vin models: 9 VDC /8 VDC 48 Vin models: 18 VDC /16 VDC
Surge voltage (100 msec. max.)	24 Vin models: 50 V max. 48 Vin models: 100 V max.
Reflected input ripple current	30 mA typ.
Conducted noise (input)	EN 55022 level A, FCC part 15, level A with external capacitor see application note.

Output Specifications

Voltage set accuracy	±1 %
Output voltage adj. range	±10 % only for single output models. see application note.
Regulation	– Input variation (Vmin – Vmax) single output models: 0.2 % max. dual output models: 0.5 % max. – Load variation (0 – 100 %) single output models: 0.2 % max. dual output models balanced load: 1.0 % max. dual output models unbalanced load (25% /100%): 5.0 % max.
Minimum load	not required
Ripple and noise (20 MHz bandwidth)	100 mVpk-pk max. with external capacitor see application note.
Temperature coefficient	±0.02 %/K
Output current limitation	at 150 % of Iout max., foldback
Short circuit protection	indefinite (automatic recovery)
Over voltage protection	3.3 VDC models: 3.7 – 5.4 Vout 5 VDC models: 5.6 – 7.0 Vout 12 VDC models: 13.5 – 19.6 Vout 15 VDC models: 16.8 – 20.5 Vout
Start up time (nominal Vin and constant resistive load)	30 ms typ. (for power on and remote on)
Transient response setting time (25% load step change)	250 µs typ.
Max. capacitive load	3.3 VDC models: 12'000 µF 5 VDC models: 6'000 µF 12 VDC models: 1'000 µF 15 VDC models: 660 µF ±5 VDC models: ±3'000 µF ±12 VDC models: ±520 µF ±15 VDC models: ±330 µF

All specifications valid at nominal input voltage, full load and +25°C after warm-up time unless otherwise stated.

General Specifications

Temperature ranges	<ul style="list-style-type: none"> - Operating - Casing - Storage 	-40°C to +85°C (with derating) +105°C max. -55°C to +125°C
Power derating		2.2 %/K above 60°C
Thermal impedance	<ul style="list-style-type: none"> - Natural convection - Natural convection with heat-sink 	18.2°C/W 15.8°C/W
Humidity (non condensing)		5 % to 95 % rel H max.
Reliability, calculated MTBF (MIL-HDBK-217F, at +25°C, ground benign)		>1.4 Mio. h
Isolation voltage (60 sec.)	- Input/Output	1'600 VDC
Isolation capacitance	- Input/Output	1000 pF typ.
Isolation resistance	- Input/Output (500 VDC)	>1'000 MOhm
Remote On/Off	<ul style="list-style-type: none"> - On: - Off: - Off idle current: 	3.0 ... 15 VDC or open circuit 0 ... 1.2 VDC or short circuit pin 6 and pin 2 2.5 mA
Switching frequency (fixed)		400 kHz typ. (pulse width modulation PWM)
Vibration and thermal shock		MIL-STD-810F
Safety standards		UL/cUL 60950-1, EN 60950-1, IEC 60950-1
Safety approvals	<ul style="list-style-type: none"> - CB test report (IEC 60950-1) - UL/cUL 	www.tracopower.com/products/thn15wi-cb.pdf www.ul.com -> certifications -> File e188913
Environmental compliance	<ul style="list-style-type: none"> - Reach - RoHS 	www.tracopower.com/products/reach-declaration.pdf RoHS directive 2011/65/EU

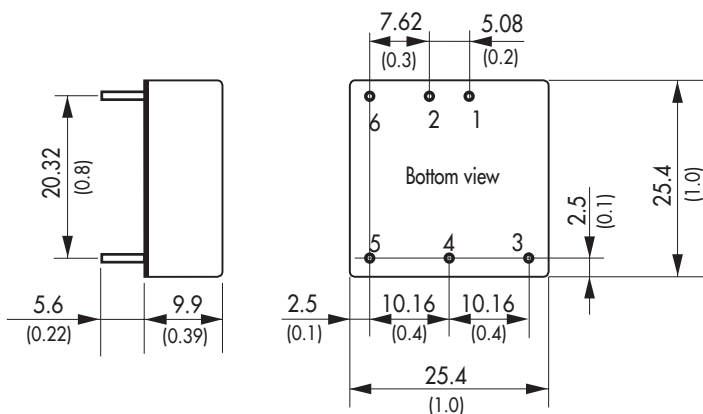
Physical Specifications

Casing material	nickel coated copper
Baseplate	non conductive FR4
Potting material	epoxy (UL 94V-0 rated)
Weight	15 g (0.53oz)
Soldering temperature	max. 265°C / 10sec.

Application note: www.tracopower.com/products/thn15wi-application.pdf

All specifications valid at nominal input voltage, full load and +25°C after warm-up time unless otherwise stated.

Outline Dimensions mm (inches)



Pin-Out		
Pin	Single	Dual
1	+Vin (Vcc)	+Vin (Vcc)
2	-Vin (GND)	-Vin (GND)
3	+ Vout	+ Vout
4	Trim	Common
5	-Vout	-Vout
6	Remote On/Off	

***Optional versions:**

- without remote and trim pins add suffix **-B** (e.g. TEN 25-2412WI-B)
- without remote pin add suffix **-B1** (e.g. TEN 25-2413WI-B1)
- without trim pin add suffix **-B2** (e.g. TEN-25-4811WI-B2)

Dimensions in [mm], () = Inch
Pin diameter \varnothing 1.0 (0.04)
Pin pitch tolerances: ± 0.25 (± 0.01)
Tolerances: ± 0.5 (± 0.02)

Heat-Sink (Option)

Order code: THN-HS1

(cont.: heat-sink, thermal pad, 2 clamps)

Material: Aluminum

Finish: Anodic treatment (black)

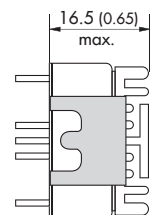
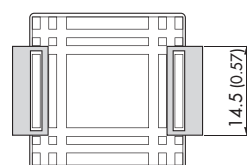
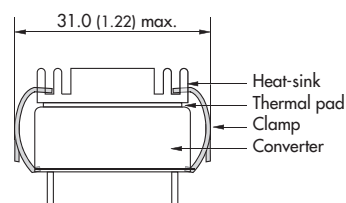
Weight: 8 g (0.28oz) without converter

Thermal impedance after assembling: 15.8 K/W



Note:

The product label on converter has to be removed before mounting the heat-sink. For volume orders converters will be supplied with heat-sink already mounted. Please contact factory for quotation. Separate heat-sinks are only available for prototypes and small quantity orders.



Dimensions in mm, () = Inch

Specifications can be changed without notice! Make sure you are using the latest documentation, downloadable at www.tracopower.com



Компания «ЭлектроПласт» предлагает заключение долгосрочных отношений при поставках импортных электронных компонентов на взаимовыгодных условиях!

Наши преимущества:

- Оперативные поставки широкого спектра электронных компонентов отечественного и импортного производства напрямую от производителей и с крупнейших мировых складов;
- Поставка более 17-ти миллионов наименований электронных компонентов;
- Поставка сложных, дефицитных, либо снятых с производства позиций;
- Оперативные сроки поставки под заказ (от 5 рабочих дней);
- Экспресс доставка в любую точку России;
- Техническая поддержка проекта, помощь в подборе аналогов, поставка прототипов;
- Система менеджмента качества сертифицирована по Международному стандарту ISO 9001;
- Лицензия ФСБ на осуществление работ с использованием сведений, составляющих государственную тайну;
- Поставка специализированных компонентов (Xilinx, Altera, Analog Devices, Intersil, Interpoint, Microsemi, Aeroflex, Peregrine, Syfer, Eurofarad, Texas Instrument, Miteq, Cobham, E2V, MA-COM, Hittite, Mini-Circuits, General Dynamics и др.);

Помимо этого, одним из направлений компании «ЭлектроПласт» является направление «Источники питания». Мы предлагаем Вам помощь Конструкторского отдела:

- Подбор оптимального решения, техническое обоснование при выборе компонента;
- Подбор аналогов;
- Консультации по применению компонента;
- Поставка образцов и прототипов;
- Техническая поддержка проекта;
- Защита от снятия компонента с производства.



Как с нами связаться

Телефон: 8 (812) 309 58 32 (многоканальный)

Факс: 8 (812) 320-02-42

Электронная почта: org@eplast1.ru

Адрес: 198099, г. Санкт-Петербург, ул. Калинина, дом 2, корпус 4, литера А.