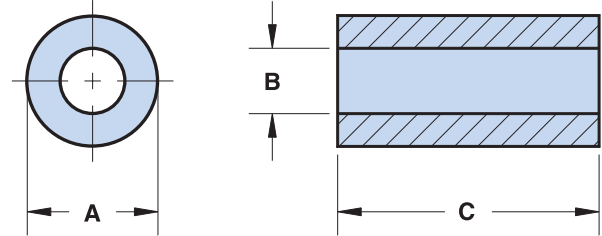


# Round Cable EMI Suppression Cores

Listed in ascending order of "B" dimension.

Fair-Rite offers a broad selection of round cable EMI suppression cores with guaranteed impedance specifications over a wide frequency range.

- The "H" column gives for each core size the calculated dc bias field in oersted for 1 turn and 1 ampere direct current. The actual dc H field in the application is this value of H times the actual NI (ampere - turn) product. For the effect of the dc bias on the impedance of the core material, see the graphs on pages 179-180, Figures 16-20.



- For typical impedance vs. frequency curves, see Figures 1-5.
- Round cable EMI suppression cores are controlled for impedance limits only. They are tested for impedance with a single turn, using the Hewlett Packard HP 4193A Vector Impedance Meter for beads in 31 and 43 material and the HP 4191A RF Impedance Analyzer for 61 material beads.
- For smaller size cores, please refer to our EMI Suppression Beads section found on page 24 of this catalog.
- For any round cable EMI suppression core requirement not listed in the catalog, please contact our customer service group for availability and pricing.
- The Expanded Cable and Connector EMI Suppression Kit (part number 0199000005) contains a selection of these suppression cores. (See page 92).

Dimensions (Bold numbers are in millimeters, light numbers are nominal in inches.)

Typical Impedance( $\Omega$ )<sup>1</sup>

Part Number**	A	B	C*	Wt (g)	H (Oe)	10 MHz	25 MHz	100 MHz	250 MHz
2631480102	<b>12.3±0.4</b> .485	<b>4.95±0.25</b> .200	<b>12.7±0.4</b> .500	4.8	.52	58	88	140	-
2643480102	<b>12.3±0.4</b> .485	<b>4.95±0.25</b> .200	<b>12.7±0.4</b> .500	4.8	.52	-	84	121	-
2631480002	<b>12.3±0.4</b> .485	<b>4.95±0.25</b> .200	<b>25.4±0.75</b> 1.000	9.5	.52	115	175	295	-
2643480002	<b>12.3±0.4</b> .485	<b>4.95±0.25</b> .200	<b>25.4±0.75</b> 1.000	9.5	.52	-	165	236	-
2643540702	<b>14.3±0.45</b> .562	<b>6.35±0.25</b> .250	<b>5.3 - 0.45</b> .200	2.6	.43	-	30	50	-
2643540102	<b>14.3±0.45</b> .562	<b>6.35±0.25</b> .250	<b>10.15±0.4</b> .400	5.1	.43	-	61	89	-
<b>2631540202</b>	<b>14.3±0.45</b> .562	<b>6.35±0.25</b> .250	<b>13.8 - 0.7</b> .530	6.8	.43	58	88	140	-
<b>2643540202</b>	<b>14.3±0.45</b> .562	<b>6.35±0.25</b> .250	<b>13.8 - 0.7</b> .530	6.8	.43	-	78	118	-
<b>2661540202</b>	<b>14.3±0.45</b> .562	<b>6.35±0.25</b> .250	<b>13.8 - 0.7</b> .530	6.8	.43	-	-	125	180
<b>2631540002</b>	<b>14.3±0.45</b> .562	<b>6.35±0.25</b> .250	<b>28.6±0.75</b> 1.125	14	.43	119	181	300	-
<b>2643540002</b>	<b>14.3±0.45</b> .562	<b>6.35±0.25</b> .250	<b>28.6±0.75</b> 1.125	14	.43	-	171	250	-

\*\*Bold part numbers designate preferred parts.

<sup>1</sup>Guaranteed Z Min is Z Typ -20%

\*This dimension may be modified to suit specific applications.

Fair-Rite Products Corp. P.O. Box J, One Commercial Row, Wallkill, NY 12589-0288

Phone: (888) FAIR RITE / (845) 895-2055 • FAX: (888) FERRITE / (845) 895-2629 • www.fair-rite.com • E-Mail: ferrites@fair-rite.com  
(888) 324-7748 (888) 337-7483 Note: (914) Area Code has changed to (845).

# Round Cable EMI Suppression Cores

Listed in ascending order of "B" dimension.

Dimensions (Bold numbers are in millimeters, light numbers are nominal in inches.)

Typical Impedance( $\Omega$ )<sup>1</sup>

Part Number**	A	B	C*	Wt (g)	H (Oe)	10 MHz	25 MHz	100 MHz	250 MHz
<b>2661540002</b>	<b>14.3±0.45</b> .562	<b>6.35±0.25</b> .250	<b>28.6±0.75</b> 1.125	14	.43	-	-	250	310
2643540302	<b>14.3±0.45</b> .562	<b>7.1±0.25</b> .280	<b>15.25±0.4</b> .600	7.5	.41	-	75	118	-
2643800302	<b>12.7±0.25</b> .500	<b>7.15±0.2</b> .282	<b>4.9 - 0.25</b> .188	1.7	.43	-	26	42	-
<b>2643540402</b>	<b>14.3±0.45</b> .562	<b>7.25±0.15</b> .286	<b>28.6±0.75</b> 1.125	14	.40	-	143	215	-
2643801102	<b>12.7±0.25</b> .500	<b>7.9±0.2</b> .312	<b>6.35±0.2</b> .250	2.1	.40	-	26	41	-
2643801902	<b>12.7±0.25</b> .500	<b>7.9±0.2</b> .312	<b>12.7±0.4</b> .500	4.3	.40	-	44	73	-
<b>2631625002</b>	<b>16.25 - 0.75</b> .625	<b>7.9±0.25</b> .312	<b>14.3±0.35</b> .562	8.7	.36	53	75	130	-
<b>2643625002</b>	<b>16.25 - 0.75</b> .625	<b>7.9±0.25</b> .312	<b>14.3±0.35</b> .562	8.7	.36	-	70	113	-
<b>2631625102</b>	<b>16.25 - 0.75</b> .625	<b>7.9±0.25</b> .312	<b>28.6±0.75</b> 1.125	17	.36	103	156	260	-
<b>2643625102</b>	<b>16.25 - 0.75</b> .625	<b>7.9±0.25</b> .312	<b>28.6±0.75</b> 1.125	17	.36	-	130	213	-
2643625202	<b>16.25 - 0.75</b> .625	<b>7.9±0.25</b> .312	<b>50.8±1.0</b> 2.000	31	.36	-	235	384	-
2643665902	<b>17.45±0.4</b> .687	<b>9.5±0.25</b> .375	<b>6.35±0.25</b> .250	4.5	.32	-	26	44	-
<b>2643665802</b>	<b>17.45±0.4</b> .687	<b>9.5±0.25</b> .375	<b>12.7±0.5</b> .500	9.0	.32	-	55	88	-
<b>2631665702</b>	<b>17.45±0.4</b> .687	<b>9.5±0.25</b> .375	<b>28.6±0.75</b> 1.125	20	.32	89	138	225	-
<b>2643665702</b>	<b>17.45±0.4</b> .687	<b>9.5±0.25</b> .375	<b>28.6±0.75</b> 1.125	20	.32	-	125	200	-
<b>2661665702</b>	<b>17.45±0.4</b> .687	<b>9.5±0.25</b> .375	<b>28.6±0.75</b> 1.125	20	.32	-	-	156	260
2631626302	<b>19.0 - 0.65</b> .735	<b>10.15±0.25</b> .400	<b>14.65 - 0.75</b> .562	12	.29	44	69	115	-
2643626302	<b>19.0 - 0.65</b> .735	<b>10.15±0.25</b> .400	<b>14.65 - 0.75</b> .562	12	.29	-	63	96	-
2631626402	<b>19.0 - 0.65</b> .735	<b>10.15±0.25</b> .400	<b>28.6±0.75</b> 1.125	23	.29	89	138	225	-
<b>2643626402</b>	<b>19.0 - 0.65</b> .735	<b>10.15±0.25</b> .400	<b>28.6±0.75</b> 1.125	23	.29	-	128	196	-
<b>2643626502</b>	<b>19.0 - 0.65</b> .735	<b>10.15±0.25</b> .400	<b>50.8±1.0</b> 2.000	41	.29	-	225	348	-
2643801502	<b>25.4±0.65</b> 1.000	<b>12.7±0.35</b> .500	<b>6.35±0.25</b> .250	9.9	.23	-	34	53	-

\*\*Bold part numbers designate preferred parts.

\*This dimension may be modified to suit specific applications.

<sup>1</sup> Guaranteed Z Min is Z Typ -20%

P.O. Box J, One Commercial Row, Wallkill, NY 12589-0288

Fair-Rite Products Corp.

Phone: (888) FAIR RITE / (845) 895-2055 • FAX: (888) FERRITE / (845) 895-2629 • www.fair-rite.com • E-Mail: ferrites@fair-rite.com  
(888) 324-7748 (888) 337-7483 Note: (914) Area Code has changed to (845).

# Round Cable EMI Suppression Cores

Listed in ascending order of "B" dimension.

Dimensions (Bold numbers are in millimeters, light numbers are nominal in inches.)

Typical Impedance( $\Omega$ )<sup>1</sup>

Part Number**	A	B	C*	Wt (g)	H (Oe)	10 MHz	25 MHz	100 MHz	250 MHz
<b>2643102402</b>	<b>25.9±0.75</b> 1.020	<b>12.8±0.25</b> .505	<b>21.3±0.5</b> .840	35	.22	-	110	183	-
<b>2661102402</b>	<b>25.9±0.75</b> 1.020	<b>12.8±0.25</b> .505	<b>21.3±0.5</b> .840	35	.22	-	-	169	275
<b>2631102002</b>	<b>25.9±0.75</b> 1.020	<b>12.8±0.25</b> .505	<b>28.6±0.8</b> 1.125	46	.22	103	156	260	-
<b>2643102002</b>	<b>25.9±0.75</b> 1.020	<b>12.8±0.25</b> .505	<b>28.6±0.8</b> 1.125	46	.22	-	145	235	-
2661102002	<b>25.9±0.75</b> 1.020	<b>12.8±0.25</b> .505	<b>28.6±0.8</b> 1.125	46	.22	-	-	225	310
2643800602	<b>20.95±0.4</b> .825	<b>13.2±0.3</b> .520	<b>6.35±0.2</b> .250	5.8	.24	-	24	44	-
2643800502	<b>20.95±0.4</b> .825	<b>13.2±0.3</b> .520	<b>11.9±0.4</b> .468	11	.24	-	45	82	-
<b>2643801802</b>	<b>22.1±0.4</b> .870	<b>13.7±0.3</b> .540	<b>6.35±0.2</b> .250	6.5	.23	-	25	45	-
2631101902	<b>28.5±0.6</b> 1.122	<b>13.8±0.3</b> .543	<b>28.6±0.8</b> 1.125	56	.21	106	163	270	-
2643101902	<b>28.5±0.6</b> 1.122	<b>13.8±0.3</b> .543	<b>28.6±0.8</b> 1.125	56	.21	-	145	230	-
2643801402	<b>25.4±0.6</b> 1.000	<b>15.5±0.5</b> .610	<b>8.1±0.3</b> .320	11	.20	-	35	55	-
2643806402	<b>25.4±0.6</b> 1.000	<b>15.5±0.5</b> .610	<b>12.7±0.4</b> .500	17	.20	-	53	90	-
<b>2643251002</b>	<b>39.1±0.75</b> 1.540	<b>16.75±0.5</b> .660	<b>22.2±0.8</b> .875	84	.16	-	135	230	-
<b>2643801002</b>	<b>29.0±0.75</b> 1.142	<b>19.0±0.5</b> .748	<b>7.5±0.25</b> .295	12	.17	-	28	47	-
2643801202	<b>29.0±0.75</b> 1.142	<b>19.0±0.5</b> .748	<b>13.85±0.4</b> .545	23	.17	-	51	92	-
<b>2643804502</b>	<b>31.1±0.75</b> 1.225	<b>19.05±0.5</b> .750	<b>16.3 - 0.75</b> .627	33	.17	-	60	100	-
<b>2643802702</b>	<b>35.55±0.75</b> 1.400	<b>22.85±0.5</b> .900	<b>12.7±0.5</b> .500	32	.14	-	48	80	-
2643626102	<b>50.8±1.0</b> 2.000	<b>25.4±0.5</b> 1.000	<b>25.4±0.75</b> 1.000	158	.11	-	128	224	-
2643625902	<b>50.8±1.0</b> 2.000	<b>25.4±0.5</b> 1.000	<b>28.7±0.75</b> 1.130	178	.11	-	145	254	-
<b>2643626202</b>	<b>50.8±1.0</b> 2.000	<b>25.4±0.5</b> 1.000	<b>38.1±0.75</b> 1.500	237	.11	-	193	336	-
2643626002	<b>50.8±1.0</b> 2.000	<b>25.4±0.5</b> 1.000	<b>50.8±1.0</b> 2.000	315	.11	-	240	360	-
<b>2643803802</b>	<b>61.0±1.3</b> 2.400	<b>35.55±0.75</b> 1.400	<b>12.7±0.5</b> .500	105	.09	-	58	108	-

\*\*Bold part numbers designate preferred parts.

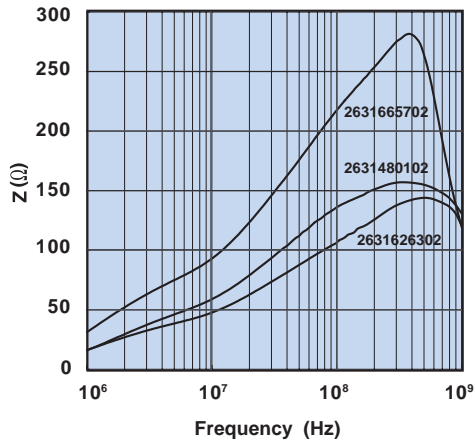
<sup>1</sup> Guaranteed Z Min is Z Typ -20%

\*This dimension may be modified to suit specific applications.

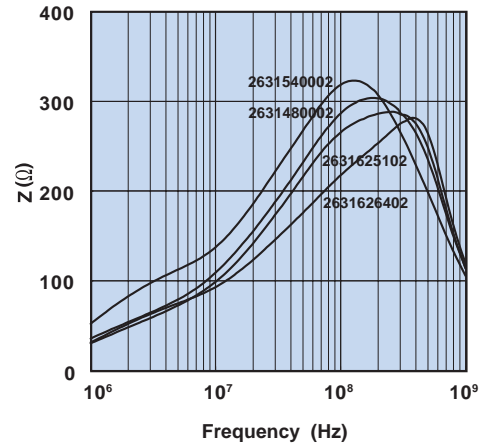
**Fair-Rite Products Corp.** P.O. Box J, One Commercial Row, Wallkill, NY 12589-0288

Phone: (888) FAIR RITE / (845) 895-2055 • FAX: (888) FERRITE / (845) 895-2629 • www.fair-rite.com • E-Mail: ferrites@fair-rite.com  
(888) 324-7748 (888) 337-7483 **Note: (914) Area Code has changed to (845).**

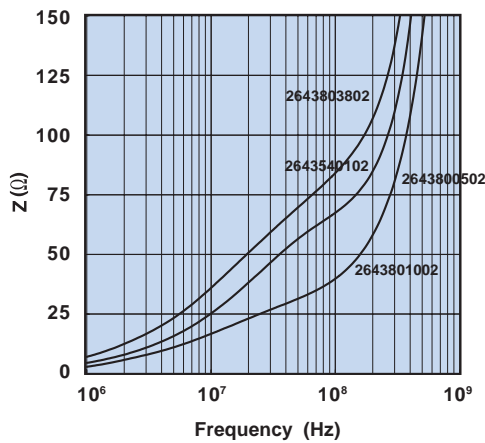
# Round Cable EMI Suppression Cores



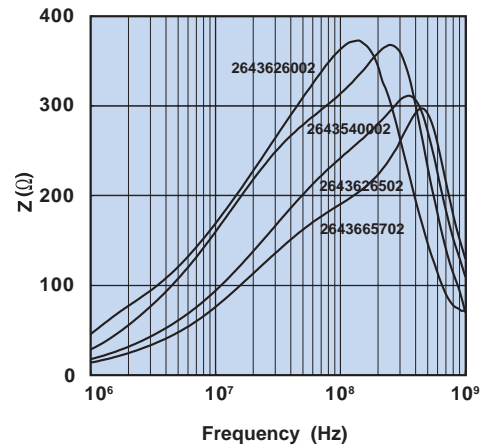
**Figure 1** Impedance vs. Frequency for 31 material round cable EMI suppression cores.



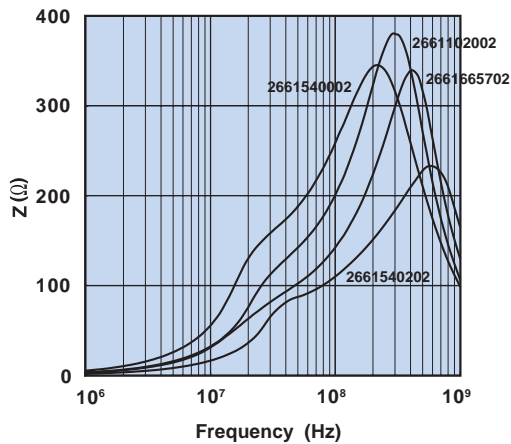
**Figure 2** Impedance vs. Frequency for 31 material round cable EMI suppression cores.




**Figure 3** Impedance vs. Frequency for 43 material round cable EMI suppression cores.



**Figure 4** Impedance vs. Frequency for 43 material round cable EMI suppression cores.



**Figure 5** Impedance vs. Frequency for 61 material round cable EMI suppression cores.





Компания «ЭлектроПласт» предлагает заключение долгосрочных отношений при поставках импортных электронных компонентов на взаимовыгодных условиях!

Наши преимущества:

- Оперативные поставки широкого спектра электронных компонентов отечественного и импортного производства напрямую от производителей и с крупнейших мировых складов;
- Поставка более 17-ти миллионов наименований электронных компонентов;
- Поставка сложных, дефицитных, либо снятых с производства позиций;
- Оперативные сроки поставки под заказ (от 5 рабочих дней);
- Экспресс доставка в любую точку России;
- Техническая поддержка проекта, помощь в подборе аналогов, поставка прототипов;
- Система менеджмента качества сертифицирована по Международному стандарту ISO 9001;
- Лицензия ФСБ на осуществление работ с использованием сведений, составляющих государственную тайну;
- Поставка специализированных компонентов (Xilinx, Altera, Analog Devices, Intersil, Interpoint, Microsemi, Aeroflex, Peregrine, Syfer, Eurofarad, Texas Instrument, Miteq, Cobham, E2V, MA-COM, Hittite, Mini-Circuits, General Dynamics и др.);

Помимо этого, одним из направлений компании «ЭлектроПласт» является направление «Источники питания». Мы предлагаем Вам помощь Конструкторского отдела:

- Подбор оптимального решения, техническое обоснование при выборе компонента;
- Подбор аналогов;
- Консультации по применению компонента;
- Поставка образцов и прототипов;
- Техническая поддержка проекта;
- Защита от снятия компонента с производства.



#### Как с нами связаться

**Телефон:** 8 (812) 309 58 32 (многоканальный)

**Факс:** 8 (812) 320-02-42

**Электронная почта:** [org@eplast1.ru](mailto:org@eplast1.ru)

**Адрес:** 198099, г. Санкт-Петербург, ул. Калинина, дом 2, корпус 4, литера А.