

SMD Fuse, 3.2 x 1.6 mm, Time-Lag T, 32 VAC, 63 VDC



Exemplary part photo depending on part no.

UL 248-14 · 32 VAC · 63 VDC · Time-Lag T

See below:

[Approvals and Compliances](#)

Description

- UL characteristic
- High melting I²t-values
- High current ratings up to 25 A
- Impermeable to potting compound

Applications

- Secondary Protection DC and AC
- Circuits with inrush
- LCD Backlight DC-AC Inverter

References

[Packaging Details](#)

Weblinks

[pdf data sheet](#), [html datasheet](#), [General Product Information](#), [Packaging details](#), [Distributor-Stock-Check](#), [Detailed request for product](#), [Microsite](#)

Technical Data

| | |
|------------------------------|------------------------------------|
| Rated Voltage | 32 VAC, 63 VDC |
| Rated current | 7 - 25 A |
| Breaking Capacity | 100 A - 600 A |
| Characteristic | Time-Lag T |
| Mounting | PCB,SMT |
| Admissible Ambient Air Temp. | -55 °C to 90 °C |
| Climatic Category | 55/090/21 acc. to IEC 60068-1 |
| Material: Housing | Fiber-reinforced plastic, UL 94V-0 |
| Material: Terminals | Copper, Ni/Au-plated |
| Unit Weight | 0.006 g |
| Storage Conditions | 0 °C to 60 °C, max. 70% r.h. |
| Product Marking | Letter (see variants) |

| | |
|------------------------------|---|
| Soldering Methods | Reflow Soldering Profile |
| Solderability | 245 °C / 3 sec acc. to IEC 60068-2-58, Test Td |
| Resistance to Soldering Heat | 260 +0/-5 °C / 30 sec acc. to IPC/JEDEC J-STD-020D, Level 1 |
| Moisture Sensitivity Level | MSL 1, J-STD-020 |
| Case Resistance | acc. to EIA/IS-722, Test 4.7 |
| Flammability | UL 94V-1 |
| Damp heat, steady state | MIL-STD-202, Method 103 |
| Moisture Resistance Test | MIL-STD-202, Method 106 |
| Thermal Shock | MIL-STD-202, Method 107 |
| Operational Life | MIL-STD-202, Method 108 Condition D |
| Vibration, High Frequency | MIL-STD-202, Method 204 Condition D |
| Mechanical Shock | MIL-STD-202, Method 213 Condition F |
| Resistance to Solvents | MIL-STD-202, Method 215 |
| Temperature Cycling | JESD22, Method JA-104 Condition G |
| Board Flex | AEC-Q200-005 |
| Terminal Strength | AEC-Q200-006 |

Approvals and Compliances

Detailed information on product approvals, code requirements, usage instructions and detailed test conditions can be looked up in [Details about Approvals](#)

SCHURTER products are designed for use in industrial environments. They have approvals from independent testing bodies according to national and international standards. Products with specific characteristics and requirements such as required in the automotive sector according to IATF 16949, medical technology according to ISO 13485 or in the aerospace industry can be offered exclusively with customer-specific, individual agreements by SCHURTER.

Approvals

The approval mark is used by the testing authorities to certify compliance with the safety requirements placed on electronic products.

Approval Reference Type: UST 1206

| Approval Logo | Certificates | Certification Body | Description |
|---------------|------------------------------|--------------------|------------------------|
| | UL Approvals | UL | UL File Number: E41599 |

Product standards

Product standards that are referenced

| Organization | Design | Standard | Description |
|--|-----------------------|--------------------|---|
|  | Designed according to | UL 248-14 | Low voltage fuses - Part 14: Additional fuses |
|  | Designed according to | CSA22.2 No. 248.14 | Low-Voltage Fuses - Part 14: Supplemental Fuses |






Application standards

Application standards where the product can be used

| Organization | Design | Standard | Description |
|--|--------------------------------|----------------|--|
|  | Designed for applications acc. | IEC/UL 62368-1 | IEC 62368-1 includes the basic requirements for safety of audio, video, information technology and office equipment. |

Compliances

The product complies with following Guide Lines

| Identification | Details | Initiator | Description |
|---|--|-------------|---|
|  | CE declaration of conformity | SCHURTER AG | The CE marking declares that the product complies with the applicable requirements laid down in the harmonisation of Community legislation on its affixing in accordance with EU Regulation 765/2008. |
|  | RoHS | SCHURTER AG | Directive RoHS 2011/65/EU, Amendment (EU) 2015/863 |
|  | China RoHS | SCHURTER AG | The law SJ / T 11363-2006 (China RoHS) has been in force since 1 March 2007. It is similar to the EU directive RoHS. |
|  | Halogen Free | SCHURTER AG | SCHURTER strives to offer our customers halogen free products. |
|  | REACH | SCHURTER AG | On 1 June 2007, Regulation (EC) No 1907/2006 on the Registration, Evaluation, Authorization and Restriction of Chemicals 1 (abbreviated as "REACH") entered into force. |

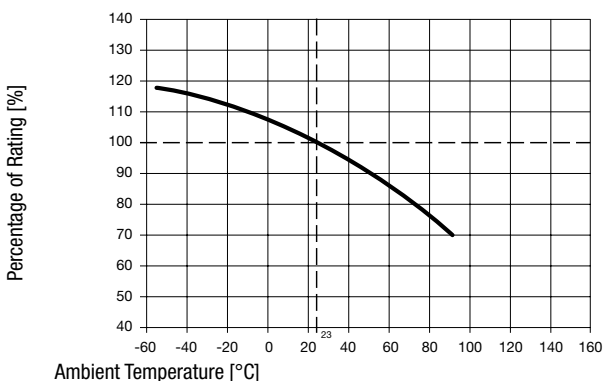
Dimension [mm]

 3.2 mm

Reflow soldering pads



Derating Curves



Pre-Arcing Time

| Rated Current I _n | 1.0 x I _n min. | 2.5 x I _n max. | 10.0 x I _n min. | 10.0 x I _n max. |
|------------------------------|---------------------------|---------------------------|----------------------------|----------------------------|
| 7 A - 25 A | 4 h | 5 s | 1 ms | 10 ms |

Time-Current-Curves



All Variants

| Rated Current [A] | Rated Voltage [VAC] | Rated Voltage [VDC] | Marking | Breaking Capacity | Voltage Drop 1.0 I _n typ. [mV] | Cold Resistance typ. [mΩ] | Melting I ² t 8.0 I _n typ. [A ² s] |  Order Number |
|-------------------|---------------------|---------------------|---------|-------------------|---|---------------------------|---|--|
| 7 | 32 | 63 | mm | 1) | 73 | 8.7 | 8.7 | ● 3413.0326.11 |
| 7 | 32 | 63 | mm | 1) | 73 | 8.7 | 8.7 | ● 3413.0326.22 |
| 7 | 32 | 63 | mm | 1) | 73 | 8.7 | 8.7 | ● 3413.0326.24 |
| 7 | 32 | 63 | mm | 1) | 73 | 8.7 | 8.7 | ● 3413.0326.26 |
| 8 | 32 | 63 | nn | 1) | 60 | 6.7 | 14 | ● 3413.0327.11 |
| 8 | 32 | 63 | nn | 1) | 60 | 6.7 | 14 | ● 3413.0327.22 |
| 8 | 32 | 63 | nn | 1) | 60 | 6.7 | 14 | ● 3413.0327.24 |
| 8 | 32 | 63 | nn | 1) | 60 | 6.7 | 14 | ● 3413.0327.26 |
| 10 | 32 | 63 | oo | 1) | 69 | 5.5 | 21 | ● 3413.0328.11 |
| 10 | 32 | 63 | oo | 1) | 69 | 5.5 | 21 | ● 3413.0328.22 |
| 10 | 32 | 63 | oo | 1) | 69 | 5.5 | 21 | ● 3413.0328.24 |
| 10 | 32 | 63 | oo | 1) | 69 | 5.5 | 21 | ● 3413.0328.26 |
| 12 | 32 | 63 | pp | 1) | 63 | 3.9 | 33 | ● 3413.0329.11 |
| 12 | 32 | 63 | pp | 1) | 63 | 3.9 | 33 | ● 3413.0329.22 |
| 12 | 32 | 63 | pp | 1) | 63 | 3.9 | 33 | ● 3413.0329.24 |
| 12 | 32 | 63 | pp | 1) | 63 | 3.9 | 33 | ● 3413.0329.26 |
| 15 | 32 | 63 | qq | 1) | 57 | 3.5 | 65 | ● 3413.0330.11 |
| 15 | 32 | 63 | qq | 1) | 57 | 3.5 | 65 | ● 3413.0330.22 |
| 15 | 32 | 63 | qq | 1) | 57 | 3.5 | 65 | ● 3413.0330.24 |
| 15 | 32 | 63 | qq | 1) | 57 | 3.5 | 65 | ● 3413.0330.26 |
| 20 | 32 | 63 | rr | 1) | 53 | 2.7 | 110 | ● 3413.0331.11 |
| 20 | 32 | 63 | rr | 1) | 53 | 2.7 | 110 | ● 3413.0331.22 |
| 20 | 32 | 63 | rr | 1) | 53 | 2.7 | 110 | ● 3413.0331.24 |

| Rated Current [A] | Rated Voltage [VAC] | Rated Voltage [VDC] | Marking | Breaking Capacity | Voltage Drop 1.0 I _n typ. [mV] | Cold Resistance typ. [mΩ] | Melting I ² t 8.0 I _n typ. [A ² s] |  | Order Number |
|-------------------|---------------------|---------------------|---------|-------------------|---|---------------------------|---|--|--------------|
| 20 | 32 | 63 | rr | 1) | 53 | 2.7 | 110 | ● | 3413.0331.26 |
| 25 | 32 | 63 | ss | 1) | 48 | 2.1 | 220 | ● | 3413.0332.11 |
| 25 | 32 | 63 | ss | 1) | 48 | 2.1 | 220 | ● | 3413.0332.22 |
| 25 | 32 | 63 | ss | 1) | 48 | 2.1 | 220 | ● | 3413.0332.24 |
| 25 | 32 | 63 | ss | 1) | 48 | 2.1 | 220 | ● | 3413.0332.26 |

Most Popular.

Availability for all products can be searched real-time: <https://www.schurter.com/en/Stock-Check/Stock-Check-SCHURTER>

1) UL: 100 A @ 63 VDC, 100 A @ 32 VAC, 400 A @ 32 VDC tau <0.1ms. Additional internal testing: 400 A @ 12 VDC, 600 A @ 9 VDC

Exception: 20 A and 25 A variants are not halogen free

| Packaging Unit | Description |
|----------------|---|
| .xx = .11 | Blister Tape of 100 pcs. in Plastic Bag |
| .xx = .22 | Blister Tape 18 cm Reel (1000 pcs.) |
| .xx = .24 | Blister Tape 25.4 cm Reel (5000 pcs.) |
| .xx = .26 | Blister Tape 33 cm Reel (15000 pcs.) |



Компания «ЭлектроПласт» предлагает заключение долгосрочных отношений при поставках импортных электронных компонентов на взаимовыгодных условиях!

Наши преимущества:

- Оперативные поставки широкого спектра электронных компонентов отечественного и импортного производства напрямую от производителей и с крупнейших мировых складов;
- Поставка более 17-ти миллионов наименований электронных компонентов;
- Поставка сложных, дефицитных, либо снятых с производства позиций;
- Оперативные сроки поставки под заказ (от 5 рабочих дней);
- Экспресс доставка в любую точку России;
- Техническая поддержка проекта, помощь в подборе аналогов, поставка прототипов;
- Система менеджмента качества сертифицирована по Международному стандарту ISO 9001;
- Лицензия ФСБ на осуществление работ с использованием сведений, составляющих государственную тайну;
- Поставка специализированных компонентов (Xilinx, Altera, Analog Devices, Intersil, Interpoint, Microsemi, Aeroflex, Peregrine, Syfer, Eurofarad, Texas Instrument, Miteq, Cobham, E2V, MA-COM, Hittite, Mini-Circuits, General Dynamics и др.);

Помимо этого, одним из направлений компании «ЭлектроПласт» является направление «Источники питания». Мы предлагаем Вам помощь Конструкторского отдела:

- Подбор оптимального решения, техническое обоснование при выборе компонента;
- Подбор аналогов;
- Консультации по применению компонента;
- Поставка образцов и прототипов;
- Техническая поддержка проекта;
- Защита от снятия компонента с производства.



Как с нами связаться

Телефон: 8 (812) 309 58 32 (многоканальный)

Факс: 8 (812) 320-02-42

Электронная почта: org@eplast1.ru

Адрес: 198099, г. Санкт-Петербург, ул. Калинина, дом 2, корпус 4, литера А.