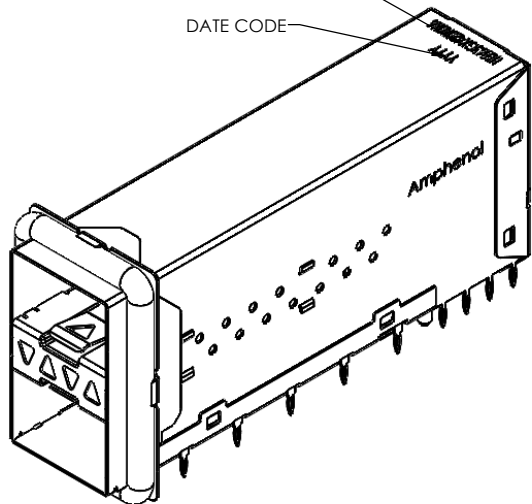


PART NUMBER  
(LAST DIGIT INDICATING  
PACKAGING TYPE. NOT  
PRINTED ON THE PART)

DATE CODE



MATERIAL: (RoHS COMPLIANT)

CAGE - PRESS FIT:  
COPPER ALLOY (NICKEL SILVER)

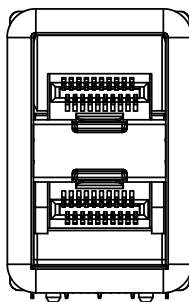
CONNECTOR - PRESS FIT:  
PLASTIC HOUSING:  
LCP, FLAMMABILITY RATING UL94-V0.  
CONTACTS:  
PHOSPHOR BRONZE  
PLATING OPTION:  
0.76µm" Gold plating on Mating Area  
3.05-7.62µm"Matte Tin on Termination

LIGHT PIPE:  
CLEAR POLYCARBONATE, FLAMMABILITY  
RATING UL94-V0.

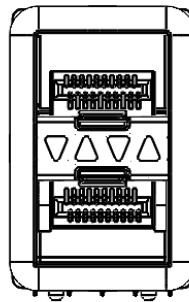
PACKAGING:  
TRAY PACKAGING.  
TEMPERATURE RANGE:  
-40°C TO +85°C

EMI GASKET: CONDUCTIVE ELASTOMER UL94-V0

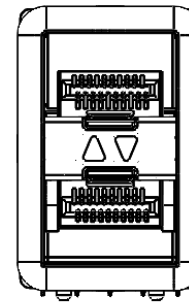
AMPHENOL PART NUMBER: P-UE86-3G-4420-60361



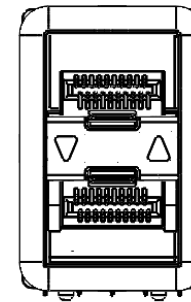
NO LIGHT PIPE  
UE86-3G1420-00361



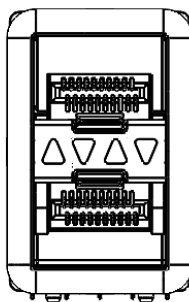
4 LIGHT PIPES  
UE86-3G1420-10361



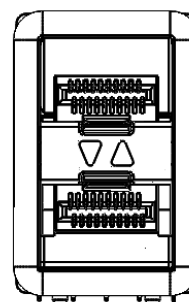
2 INNER LIGHT PIPES  
UE86-3G1420-20361



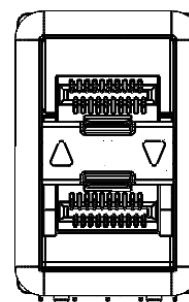
2 OUTER LIGHT PIPES  
UE86-3G1420-30361



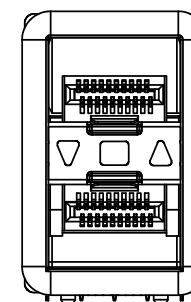
4 LIGHT PIPES UPSIDE DOWN  
UE86-3G1420-40361



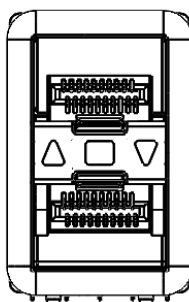
2 INNER LIGHT PIPES UPSIDE DOWN  
UE86-3G1420-50361



2 OUTER LIGHT PIPES UPSIDE DOWN  
UE86-3G1420-60361



3 LIGHT PIPES  
UE86-3G1420-70361



3 LIGHT PIPES UPSIDE DOWN  
UE86-3G1420-80361

REVISIONS			
REV	DESCRIPTION, ECN, EAR NO.	DATE	APP'D
B	CORRECTION OF P/NS AND 3rd CONFIGURATION VIEW	NOV 07/13	J. SI

PART NUMBER	DESCRIPTION
UE86-3G1420-00361	NO LIGHT PIPE
UE86-3G1420-10361	4 LIGHT PIPES
UE86-3G1420-20361	2 INNER LIGHT PIPES
UE86-3G1420-30361	2 OUTER LIGHT PIPES
UE86-3G1420-40361	4 LIGHT PIPES UPSIDE DOWN
UE86-3G1420-50361	2 INNER LIGHT PIPES UPSIDE DOWN
UE86-3G1420-60361	2 OUTER LIGHT PIPES UPSIDE DOWN
UE86-3G1420-70361	3 LIGHT PIPES
UE86-3G1420-80361	3 LIGHT PIPES UPSIDE DOWN

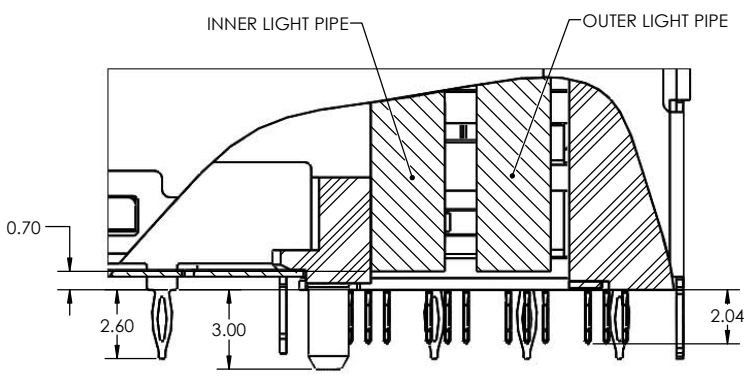
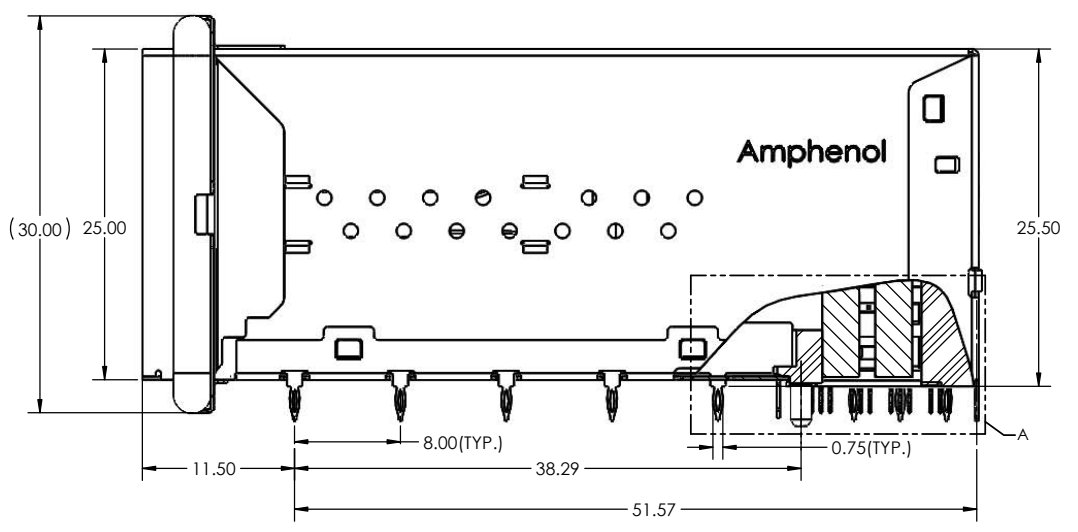
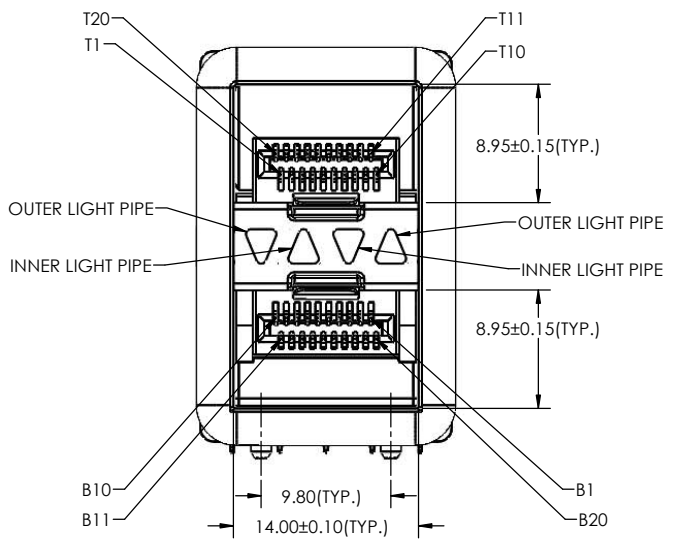
UNLESS SPECIFIED OTHERWISE	DRAWN	P. OU	NOV 05/13
PRIMARY UNITS INCHES	CHECKED	J. SI	NOV 06/13
SECONDARY MILLIMETERS	M.E. APP'D		
REFERENCE IN PARENTHESES	Q.A. APP'D		
GENERAL TOLERANCES	DWG APP'D		
1 DECIMAL PLACE ±0.X	ENG. REL. NO.		
2 DECIMAL PLACES ±0.XX	REF.		
3 DECIMAL PLACES ±0.XXX	THIRD ANGLE PROJECTION		
ANGULAR DEGREES ±1°	DO NOT SCALE DRAWING		

**Amphenol High Speed Interconnects**  
A Division of Amphenol Corp. www.amphenolcanada.com


**2X1 SFP ULTRAPORT WITH LIGHT PIPE  
OPTIONS AND EMI GASKET VERSION**

DWG. NO.	P-UE86-3G1420-X0361	REV	B
CODE ID NO.	03554	DWG SIZE:	C
SCALE:	2.5:1	SHEET 1 OF 4	

REVISIONS			
REV	DESCRIPTION, ECN, EAR NO.	DATE	APPD
B	CORRECTION OF P/INs AND 3rd CONFIGURATION VIEW	NOV 07/13	J. SI



DETAIL A  
SCALE 7 : 1



UNLESS SPECIFIED OTHERWISE	DRAWN	P. OU	NOV 05/13
PRIMARY UNITS INCHES	CHECKED	J. SI	NOV 06/13
SECONDARY MILLIMETERS	M.E. APPD		
REFERENCE IN PARENTHESES	Q.A. APPD		
GENERAL TOLERANCES	DWG APPD		
1 DECIMAL PLACE $\pm 0.X$	ENG. REL. NO.		
2 DECIMAL PLACES $\pm 0.XX$	REF.		
3 DECIMAL PLACES $\pm 0.XXX$	THIRD ANGLE PROJECTION		
ANGULAR DEGREES $\pm 1^\circ$	DO NOT SCALE DRAWING		

**Amphenol High Speed Interconnects**  
A Division of Amphenol Corp. [www.amphenol-highspeed.com](http://www.amphenol-highspeed.com)

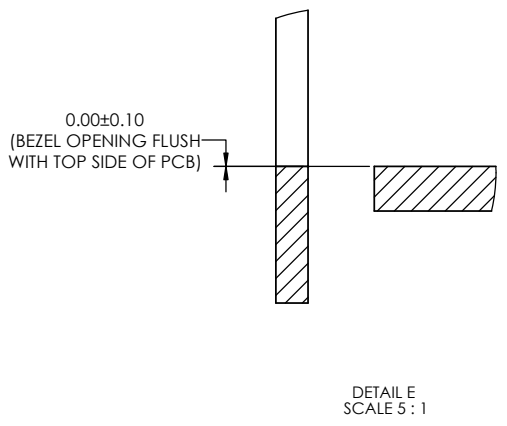
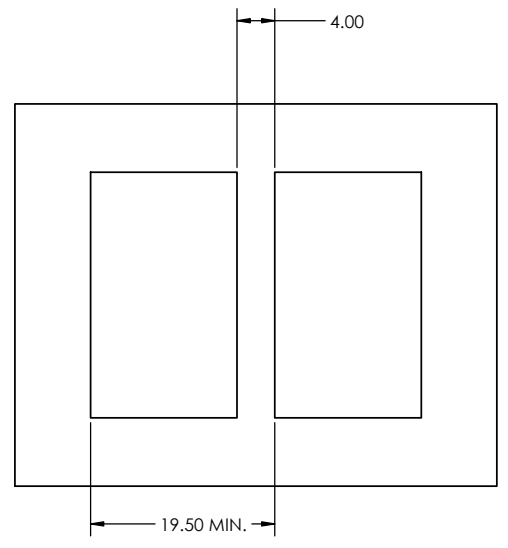
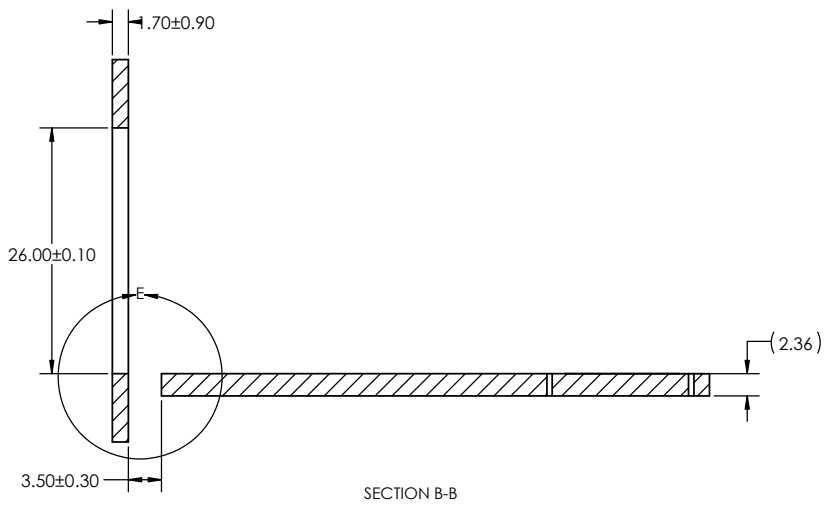
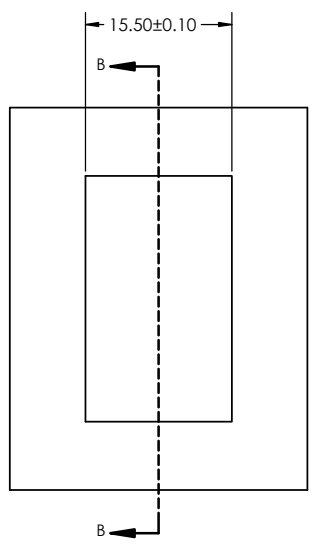
**2X1 SFP ULTRAPORT WITH LIGHT PIPE OPTIONS AND EMI GASKET VERSION**

DWG. NO. **P-UE86-3G1420-X0361** REV **B**

CODE ID NO. 03554 | DWG SIZE: C | SCALE: 2.5:1 | SHEET 2 OF 4

THIS DOCUMENT CONTAINS PROPRIETARY INFORMATION AND SUCH INFORMATION MAY NOT BE DISCLOSED TO OTHERS FOR ANY PURPOSE OR USED FOR MANUFACTURING PURPOSES WITHOUT WRITTEN PERMISSION FROM AMPHENOL CANADA CORP.

REVISIONS			
REV	DESCRIPTION, ECN, EAR NO.	DATE	APPD
B	CORRECTION OF P/Ns AND 3rd CONFIGURATION VIEW	NOV 07/13	J. SI



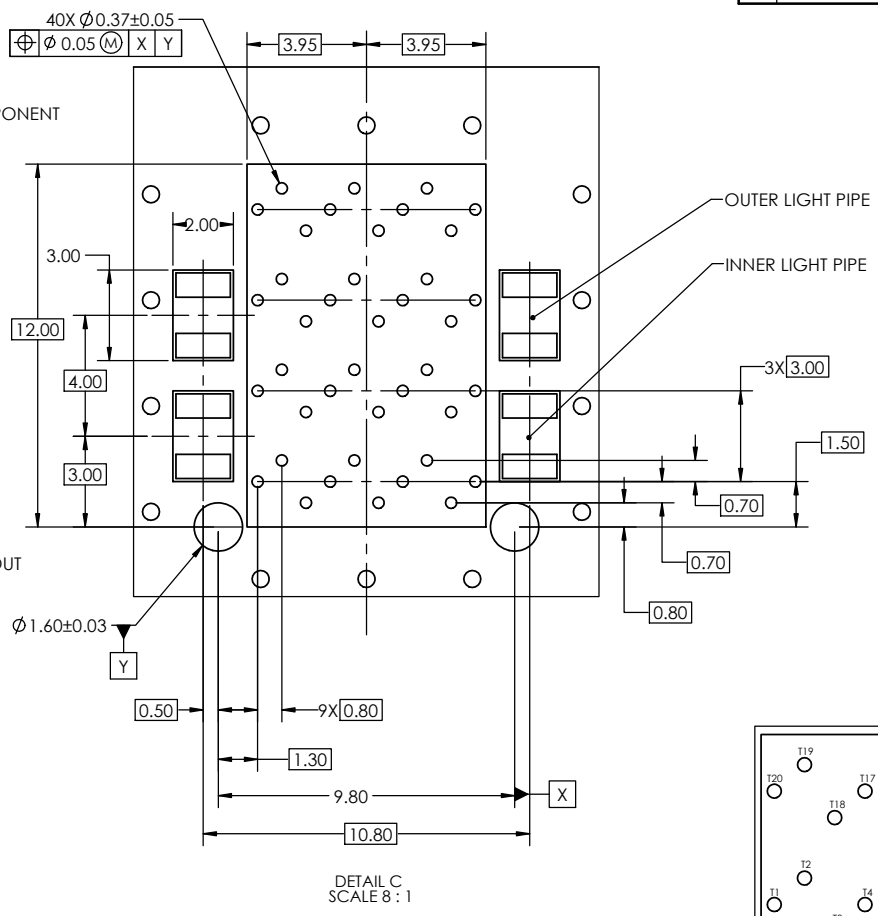
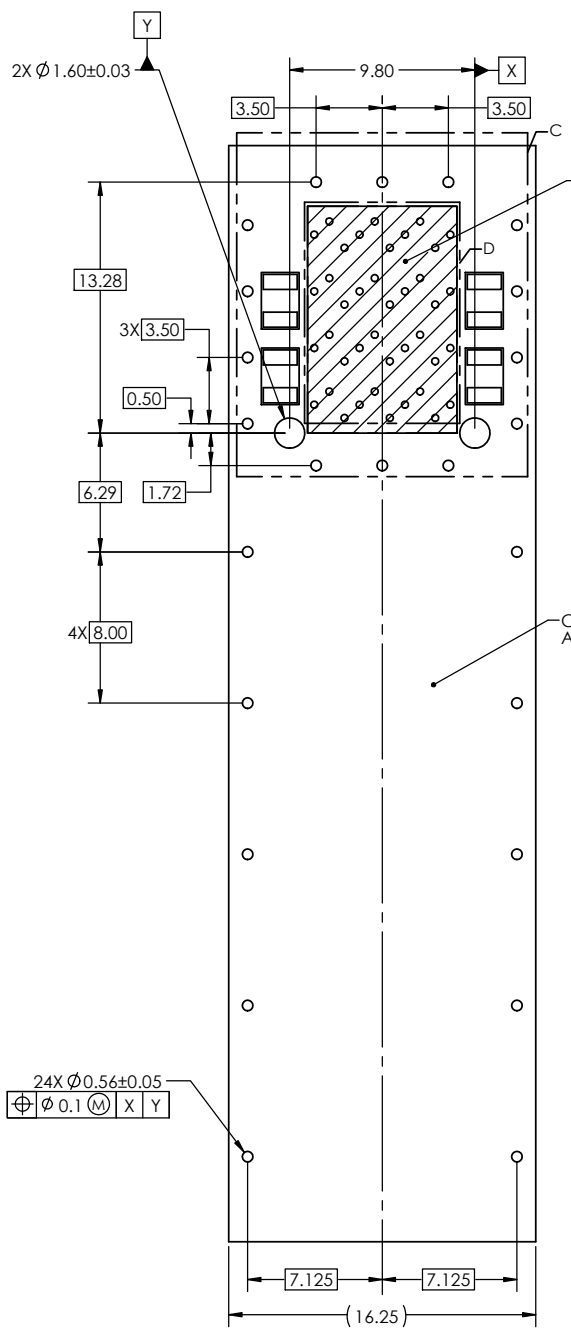
UNLESS SPECIFIED OTHERWISE	DRAWN	P. OU	NOV 05/13
PRIMARY UNITS INCHES	CHECKED	J. SI	NOV 06/13
SECONDARY MILLIMETERS	M.E. APPD		
REFERENCE IN PARENTHESES	Q.A. APPD		
GENERAL TOLERANCES	DWG APPD		
1 DECIMAL PLACE ±0.X	ENG. REL. NO.		
2 DECIMAL PLACES ±0.XX	REF.		
3 DECIMAL PLACES ±0.XXX	THIRD ANGLE PROJECTION		
ANGULAR DEGREES ±1°	DO NOT SCALE DRAWING		

<b>Amphenol High Speed Interconnects</b> A Division of Amphenol Corp. <a href="http://www.amphenol-highspeed.com">www.amphenol-highspeed.com</a>			
<b>2X1 SFP ULTRAPORT WITH LIGHT PIPE OPTIONS AND EMI GASKET VERSION</b>			
DWG. NO. <b>P-UE86-3G1420-X0361</b>			REV <b>B</b>
CODE ID NO. 03554	DWG SIZE: C	SCALE: 2.5:1	SHEET 3 OF 4

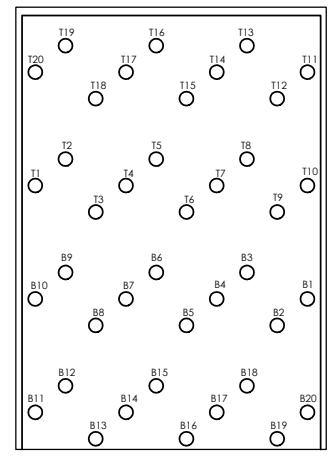
THIS DOCUMENT CONTAINS PROPRIETARY INFORMATION AND SUCH INFORMATION MAY NOT BE DISCLOSED TO OTHERS FOR ANY PURPOSE OR USED FOR MANUFACTURING PURPOSES WITHOUT WRITTEN PERMISSION FROM AMPHENOL CANADA CORP.

REVISIONS			
REV	DESCRIPTION, ECN, EAR NO.	DATE	APP'D
B	CORRECTION OF P/NS AND 3rd CONFIGURATION VIEW	NOV 07/13	J. SI

NOTES:  
1. 0.56MM DIAMETER HOLES ARE CHASSIS GROUND (24 HOLES)



DETAIL C SCALE 8 : 1



DETAIL D SCALE 10 : 1

24X Ø 0.56±0.05  
Ø 0.1 M X Y



UNLESS SPECIFIED OTHERWISE	DRAWN	P. OU	NOV 05/13
PRIMARY UNITS INCHES	CHECKED	J. SI	NOV 06/13
SECONDARY MILLIMETERS	M.E. APP'D		
REFERENCE IN PARENTHESES	Q.A. APP'D		
GENERAL TOLERANCES	DWG APP'D		
1 DECIMAL PLACE ±0.X	ENG. REL. NO.		
2 DECIMAL PLACES ±0.XX	REF.		
3 DECIMAL PLACES ±0.XXX	THIRD ANGLE PROJECTION		
ANGULAR DEGREES ±1°	DO NOT SCALE DRAWING		

**Amphenol High Speed Interconnects**  
A Division of Amphenol Corp. [www.amphenol-highspeed.com](http://www.amphenol-highspeed.com)

**2X1 SFP ULTRAPORT WITH LIGHT PIPE OPTIONS AND EMI GASKET VERSION**

DWG. NO. **P-UE86-3G1420-X0361** REV **B**

CODE ID NO. 03554 DWG SIZE: C SCALE: 2.5:1 SHEET 4 OF 4

THIS DOCUMENT CONTAINS PROPRIETARY INFORMATION AND SUCH INFORMATION MAY NOT BE DISCLOSED TO OTHERS FOR ANY PURPOSE OR USED FOR MANUFACTURING PURPOSES WITHOUT WRITTEN PERMISSION FROM AMPHENOL CANADA CORP.



Компания «ЭлектроПласт» предлагает заключение долгосрочных отношений при поставках импортных электронных компонентов на взаимовыгодных условиях!

Наши преимущества:

- Оперативные поставки широкого спектра электронных компонентов отечественного и импортного производства напрямую от производителей и с крупнейших мировых складов;
- Поставка более 17-ти миллионов наименований электронных компонентов;
- Поставка сложных, дефицитных, либо снятых с производства позиций;
- Оперативные сроки поставки под заказ (от 5 рабочих дней);
- Экспресс доставка в любую точку России;
- Техническая поддержка проекта, помощь в подборе аналогов, поставка прототипов;
- Система менеджмента качества сертифицирована по Международному стандарту ISO 9001;
- Лицензия ФСБ на осуществление работ с использованием сведений, составляющих государственную тайну;
- Поставка специализированных компонентов (Xilinx, Altera, Analog Devices, Intersil, Interpoint, Microsemi, Aeroflex, Peregrine, Syfer, Eurofarad, Texas Instrument, Miteq, Cobham, E2V, MA-COM, Hittite, Mini-Circuits, General Dynamics и др.);

Помимо этого, одним из направлений компании «ЭлектроПласт» является направление «Источники питания». Мы предлагаем Вам помощь Конструкторского отдела:

- Подбор оптимального решения, техническое обоснование при выборе компонента;
- Подбор аналогов;
- Консультации по применению компонента;
- Поставка образцов и прототипов;
- Техническая поддержка проекта;
- Защита от снятия компонента с производства.



#### Как с нами связаться

**Телефон:** 8 (812) 309 58 32 (многоканальный)

**Факс:** 8 (812) 320-02-42

**Электронная почта:** [org@eplast1.ru](mailto:org@eplast1.ru)

**Адрес:** 198099, г. Санкт-Петербург, ул. Калинина, дом 2, корпус 4, литера А.