



The AA-480 Outdoor Thermoelectric Cooler is an air-to-air thermoelectric assembly (TEA) that uses impingement flow to transfer heat. It offers dependable, compact performance by cooling objects via convection. The AA-480 has whopping 480 Watts of cooling power and a COP = 1 at $\Delta T = 0^{\circ}\text{C}$. Heat is absorbed and dissipated thru custom designed heat exchangers with high aspect ratio, air ducted shrouds and high-performance fans. The heat pumping action occurs from custom designed thermoelectric modules that achieve a high coefficient of performance (COP) to minimize power consumption.

This product series has been designed to pass rigorous Telcordia test requirements for outdoor environments. This is due to the selection of world class components such as brand name fans with the highest degree of environmental protection and lifetime guaranteed waterproof connectors, heavy duty anodization on the high-density heat exchangers, overheat protection, and double environmental seals for the thermoelectric modules.

FEATURES

- 480W capacity rated at $\Delta T = 0^{\circ}\text{C}$, $T_{\text{ambient}} = 35^{\circ}\text{C}$
- Wide operating temperature range of -40°C to $+55^{\circ}\text{C}$
- Power cycle tested up to 100K cycles
- Environmentally friendly solid-state operation – no compressor or CFC refrigerants
- Cooling and heating in the same unit; optional temperature controller reverses the polarity of current to generate heating

APPLICATIONS

- Outdoor telecom enclosures
- Outdoor kiosks and displays
- Harsh condition electronic cabinets

TECHNICAL SPECIFICATIONS

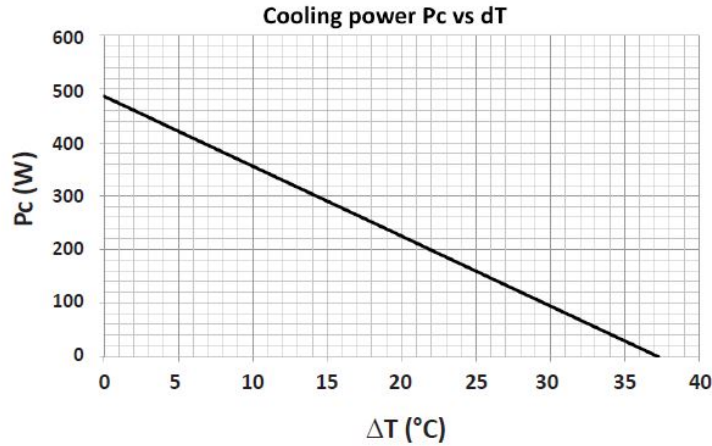
Technology	Thermoelectric modules, forced air, closed loop (non-mixing), filter less, non-refrigerant
Cooling at $dT = 0^{\circ}\text{C}$, and nominal / float voltage ¹ - W	480/529 (1638/1805 Btu/h)
Heating (calculated) ² - W	450 (1535 Btu/h)
Voltage, nominal / maximum ⁴ , -VDC	24/28
COP (Coefficient of Performance) - %	105
Grounding (all voltages)	Positive or negative
Current draw, nominal / start-up $\pm 10\%$ - A	19.3/26.1
Weight - kg (lbs)	13.2 (29.1)
Panel mounting	Through (from external side)
Fan life cold side (L10 at $+40^{\circ}\text{C}$) – hours	57,500
Fan life hot side (L10 at $+40^{\circ}\text{C}$) – hours	75,000
Number of connectors	1
Connector type (on unit / mating side)	Terminal block with cage clamps (AWG 28-12)
Hi-pot testing - VDC	707

ENVIRONMENTAL

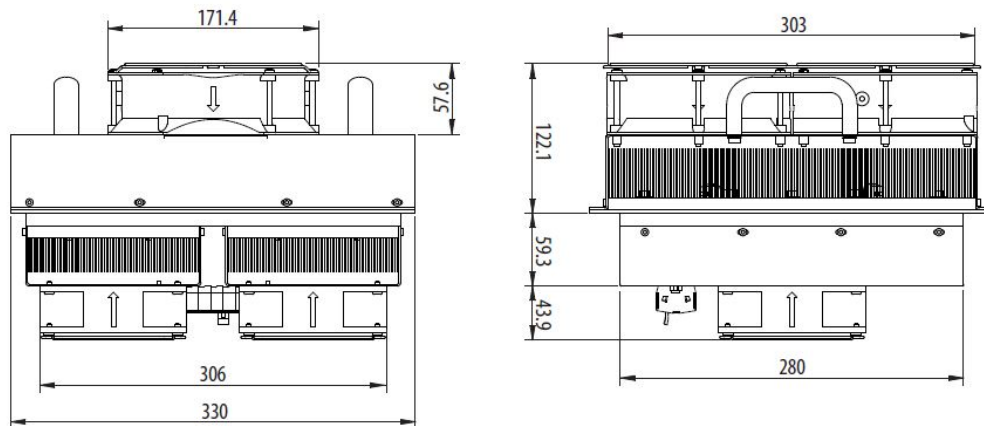
Temperature range ³ , external ambient - °C (°F)	-40 to +55 (-40 to +131)
Temperature range, internal enclosure - °C (°F)	-20 to +55 (-4 to +131)
Degree of protection, unit int. side ⁵	IP55
Degree of protection, unit ext. side ⁵	IP68
Sound level, 1 m distance, dB(A)	65
Over-Temp Thermostat	optional

1. Cooling capacities at nominal / float voltage are rated at external temperatures of +35°C and +50°C respectively. Float voltage is defined at 54 VDC.
2. Calculated heating capacity is rated at external temperature of -40°C, nominal voltage, and $\Delta T = -45^\circ\text{C}$.
3. Controller function shall not operate the external fan during heating mode.
4. Max ripple 5%.
5. Rating for unit without protective shroud. A higher degree of protection can be obtained with external shroud.

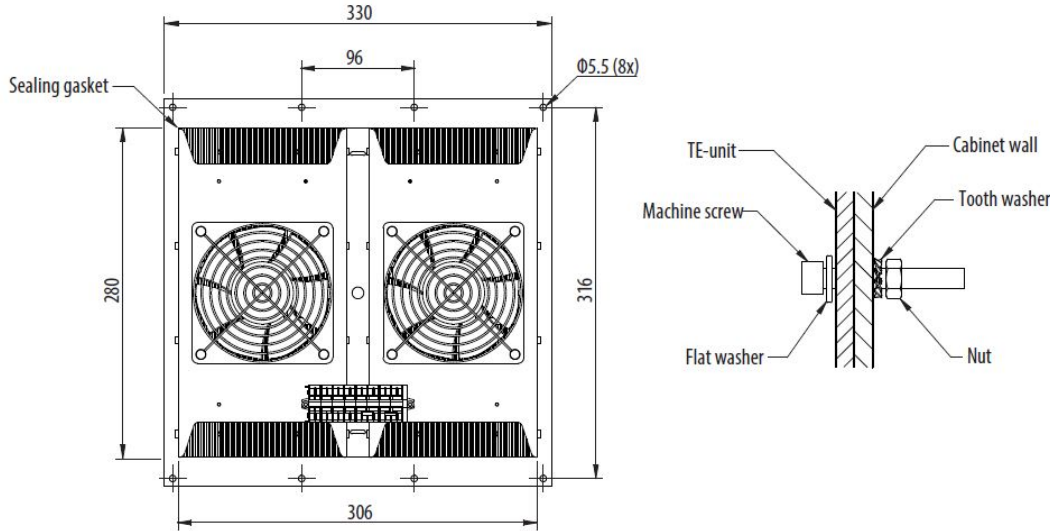
PERFORMANCE QC VS ΔT



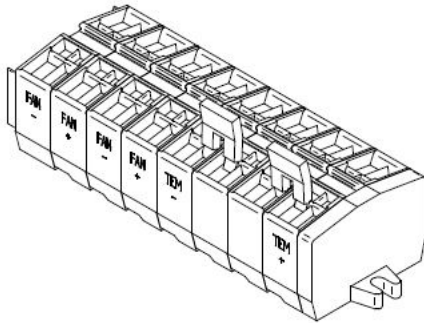
ISOMETRIC DRAWINGS



MOUNTING HOLE LOCATION & HANDWARE



ELECTRICAL CONNECTIONS 24VDC (CAGE CLAMP)



Americas: +1.19.597.7300
 Europe: +46.31.420530
 Asia: +86.755.2714.1166
 ets.sales@lairdtech.com
 www.lairdtech.com



Laird warrants to the original end user customer of its products that its products are free from defects in material and workmanship. Subject to conditions and limitations Laird will, at its option, either repair or replace any part of its products that prove defective because of improper workmanship or materials. This limited warranty is in force for the useful lifetime of the original end product into which the Laird product is installed. Useful lifetime of the original end product may vary but is not to exceed five (5) years from the original date of the end product purchase.

Any information furnished by Laird Inc. and its agents is believed to be accurate and reliable. All specifications are subject to change without notice. Responsibility for the use and application of Laird materials rests with the end user, since Laird and its agents cannot be aware of all potential uses. Laird makes no warranties as to the fitness, merchantability or suitability of any Laird materials or products for any specific or general uses. Laird shall not be liable for incidental or consequential damages of any kind. All Laird products are sold pursuant to the Laird Terms and Conditions of sale in effect from time to time, a copy of which will be furnished upon request.

© Copyright 2018 Laird Inc. All Rights Reserved. Laird, Laird Technologies, the Laird Logo, and other marks are trademarks or registered trademarks of Laird Inc. or an affiliate company thereof. Other product or service names may be the property of third parties. Nothing herein provides a license under any Laird or any third party intellectual property rights.



Компания «ЭлектроПласт» предлагает заключение долгосрочных отношений при поставках импортных электронных компонентов на взаимовыгодных условиях!

Наши преимущества:

- Оперативные поставки широкого спектра электронных компонентов отечественного и импортного производства напрямую от производителей и с крупнейших мировых складов;
- Поставка более 17-ти миллионов наименований электронных компонентов;
- Поставка сложных, дефицитных, либо снятых с производства позиций;
- Оперативные сроки поставки под заказ (от 5 рабочих дней);
- Экспресс доставка в любую точку России;
- Техническая поддержка проекта, помощь в подборе аналогов, поставка прототипов;
- Система менеджмента качества сертифицирована по Международному стандарту ISO 9001;
- Лицензия ФСБ на осуществление работ с использованием сведений, составляющих государственную тайну;
- Поставка специализированных компонентов (Xilinx, Altera, Analog Devices, Intersil, Interpoint, Microsemi, Aeroflex, Peregrine, Syfer, Eurofarad, Texas Instrument, Miteq, Cobham, E2V, MA-COM, Hittite, Mini-Circuits, General Dynamics и др.);

Помимо этого, одним из направлений компании «ЭлектроПласт» является направление «Источники питания». Мы предлагаем Вам помощь Конструкторского отдела:

- Подбор оптимального решения, техническое обоснование при выборе компонента;
- Подбор аналогов;
- Консультации по применению компонента;
- Поставка образцов и прототипов;
- Техническая поддержка проекта;
- Защита от снятия компонента с производства.



Как с нами связаться

Телефон: 8 (812) 309 58 32 (многоканальный)

Факс: 8 (812) 320-02-42

Электронная почта: org@eplast1.ru

Адрес: 198099, г. Санкт-Петербург, ул. Калинина, дом 2, корпус 4, литера А.