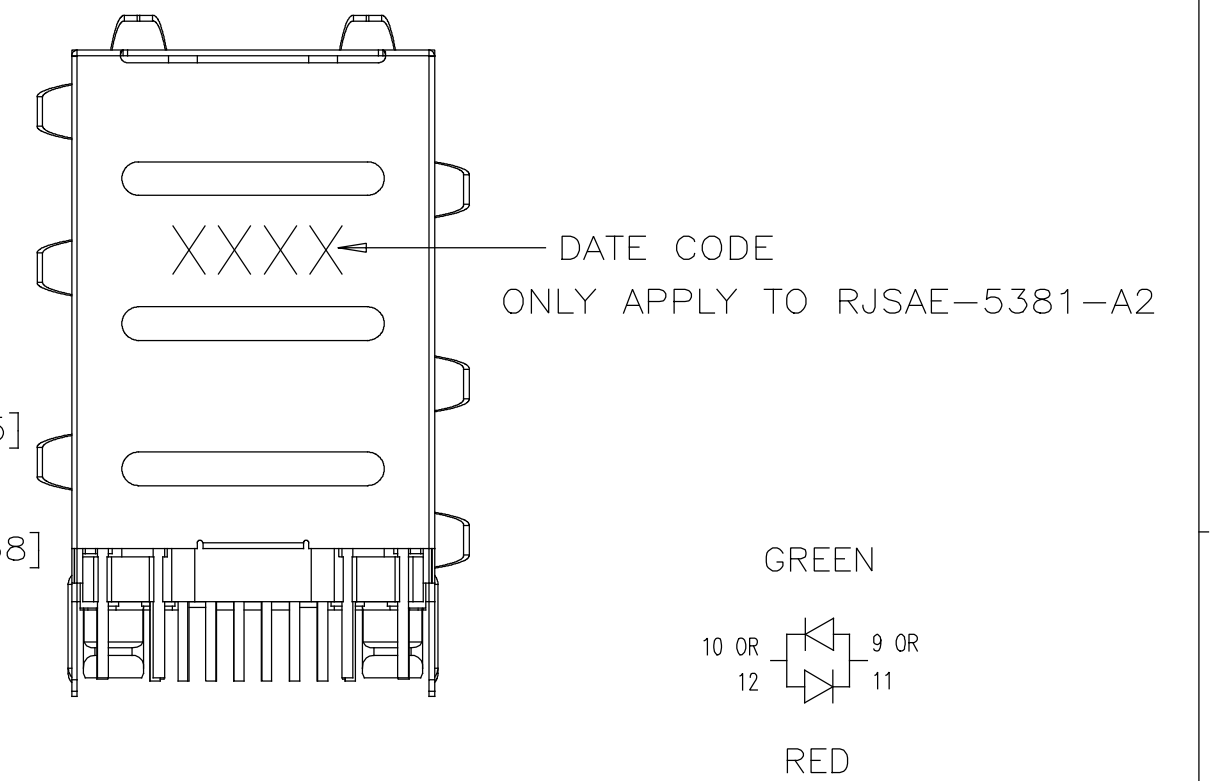
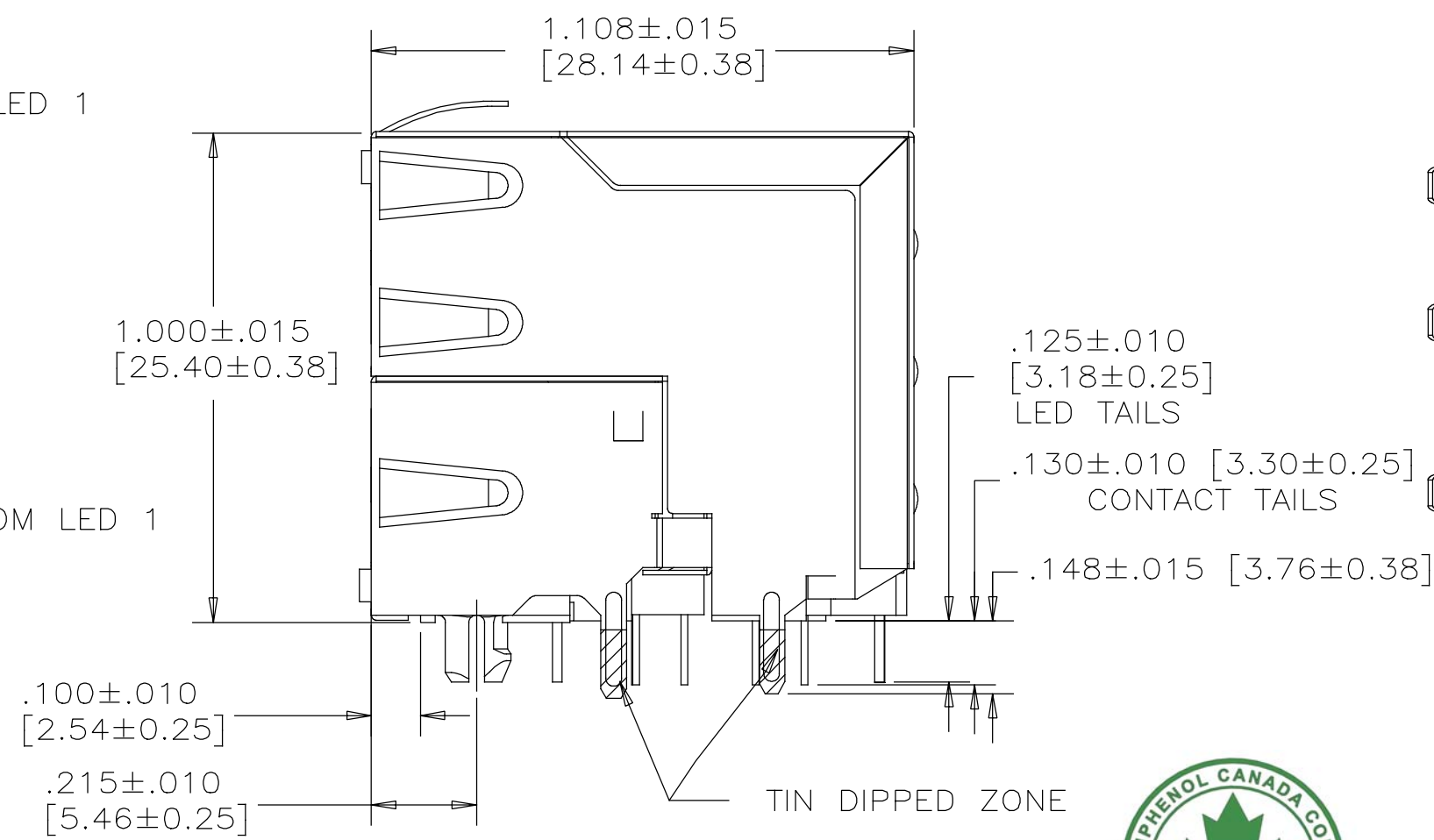
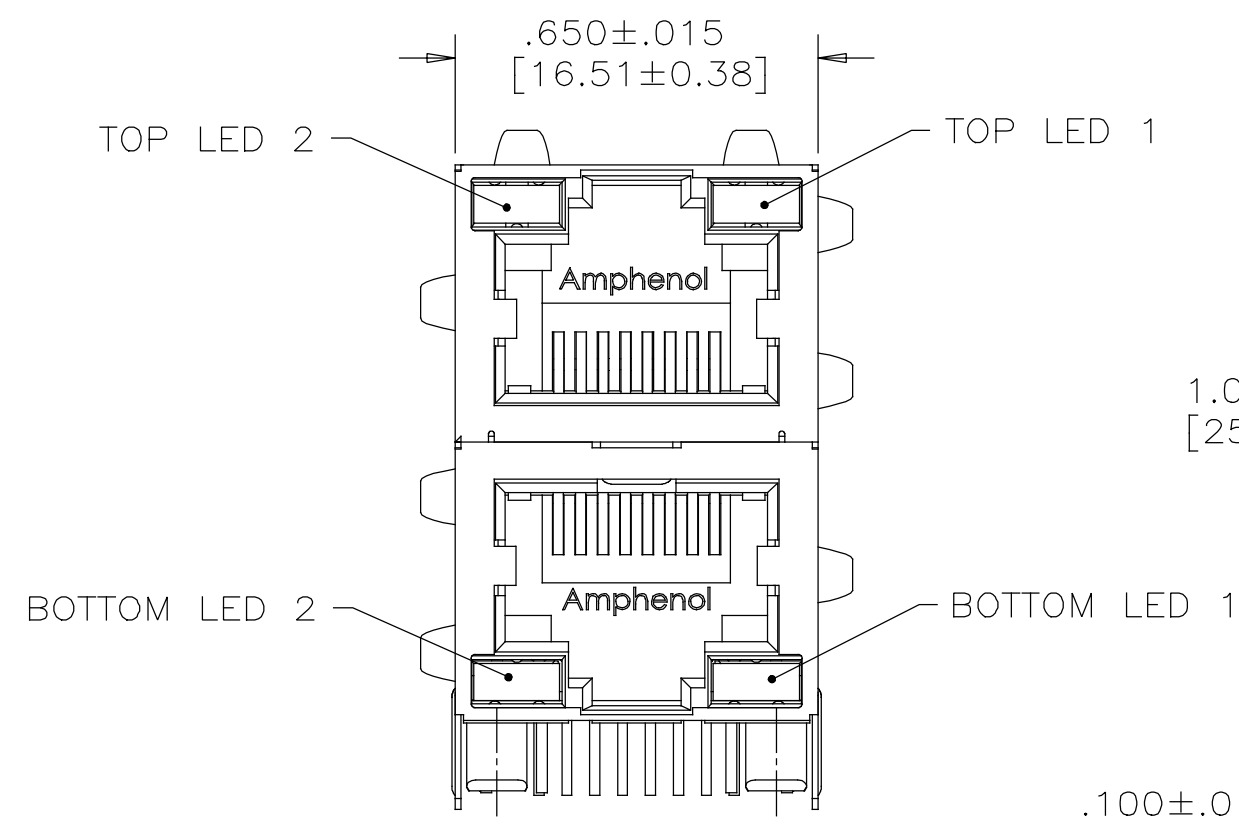
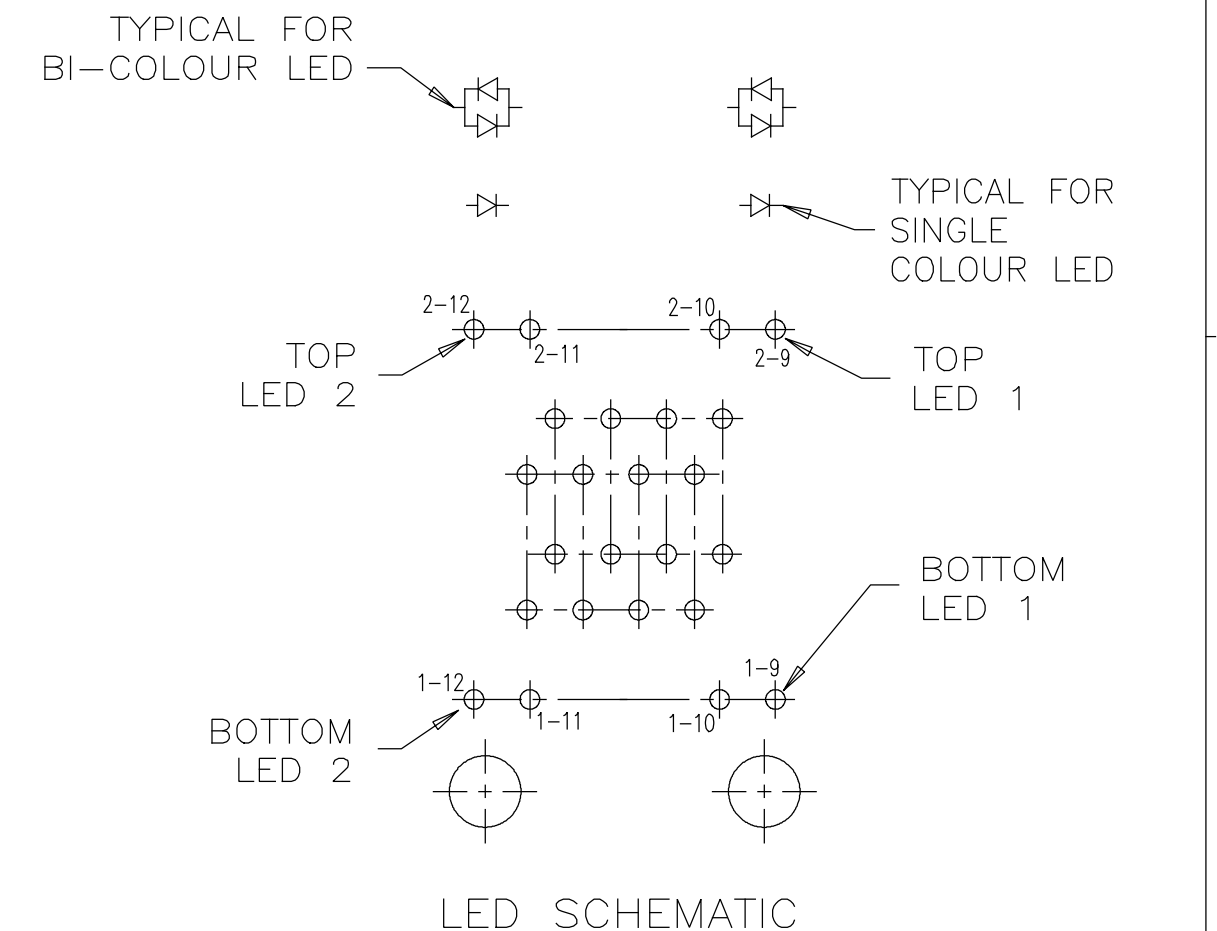
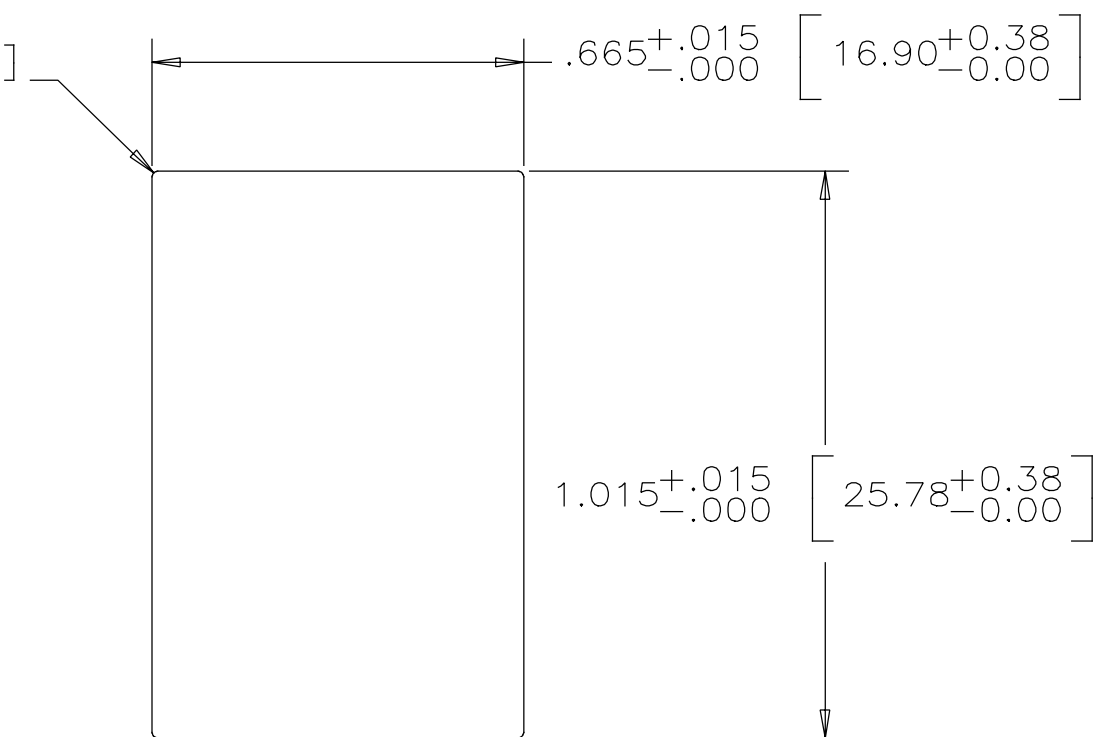
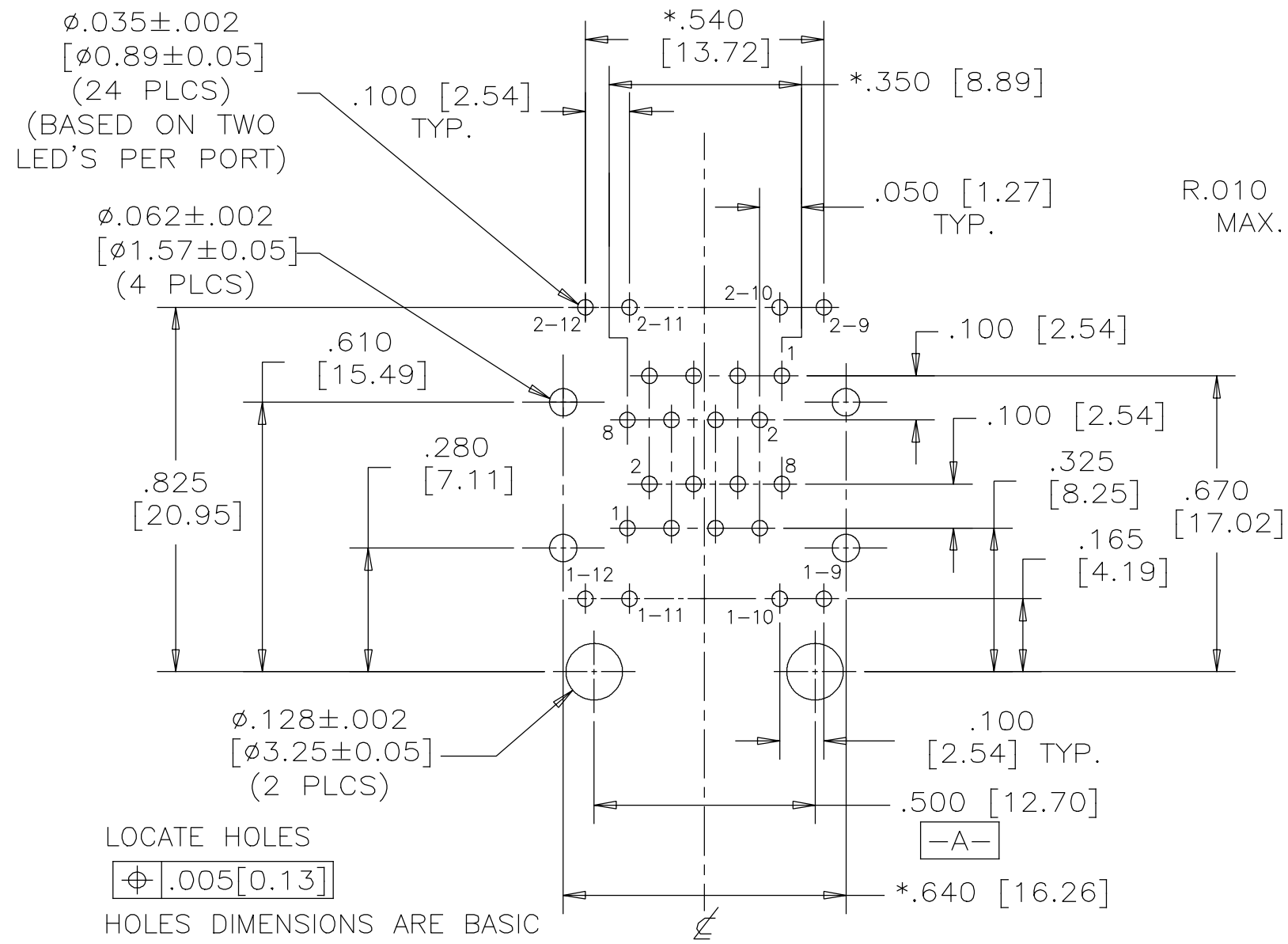


REVISIONS				
SYM	ZONE	ECN, ERN NO.	DATE	APPRD.
G		ADD DWV & OPERATING TEMP.	JAN.19, 12	L.CHAN
H		ADD SHIELD TAIL DIM.	AUG.19, 13	L.CHAN
J		ADD TOLERANCE FOR CUT-OUT	AUG.30, 13	L.CHAN



BI-COLOUR LED DETAIL
(GREEN/YELLOW, RED/YELLOW AND GREEN/ORANGE ARE ALSO AVAILABLE)



RECOMMENDED PANEL CUTOUT

RECOMMENDED P.C.B. LAYOUT
(COMPONENT SIDE OF BOARD)

- MATERIALS:**
- CONTACTS:** PHOSPHOR BRONZE, SELECTIVELY PLATED WITH 50 MICRO" GOLD ON MATING AREAS. 50 MICRO" MIN. NICKEL OVERALL. 100 MICRO" MIN. MATTE TIN OR GOLD FLASH ON TAILS.
- HOUSING:** HIGH TEMPERATURE ENGINEER THERMOPLASTIC. COLOUR - BLACK. FLAMMABILITY RATING UL 94V-0
- SHIELD:** COPPER ALLOY
PLATING: NICKEL WITH TIN DIPPED PCB TAILS.

DIELECTRIC WITHSTANDING VOLTAGE:
1500 VAC RMS SIGNAL PIN TO SHIELD.
OPERATING TEMPERATURE: -55°C to +85°C

AMPHENOL PART NO.: RJSAE-538X-A2X

REFER TO LED OPTIONS DRAWING FOR ORDERING CODES

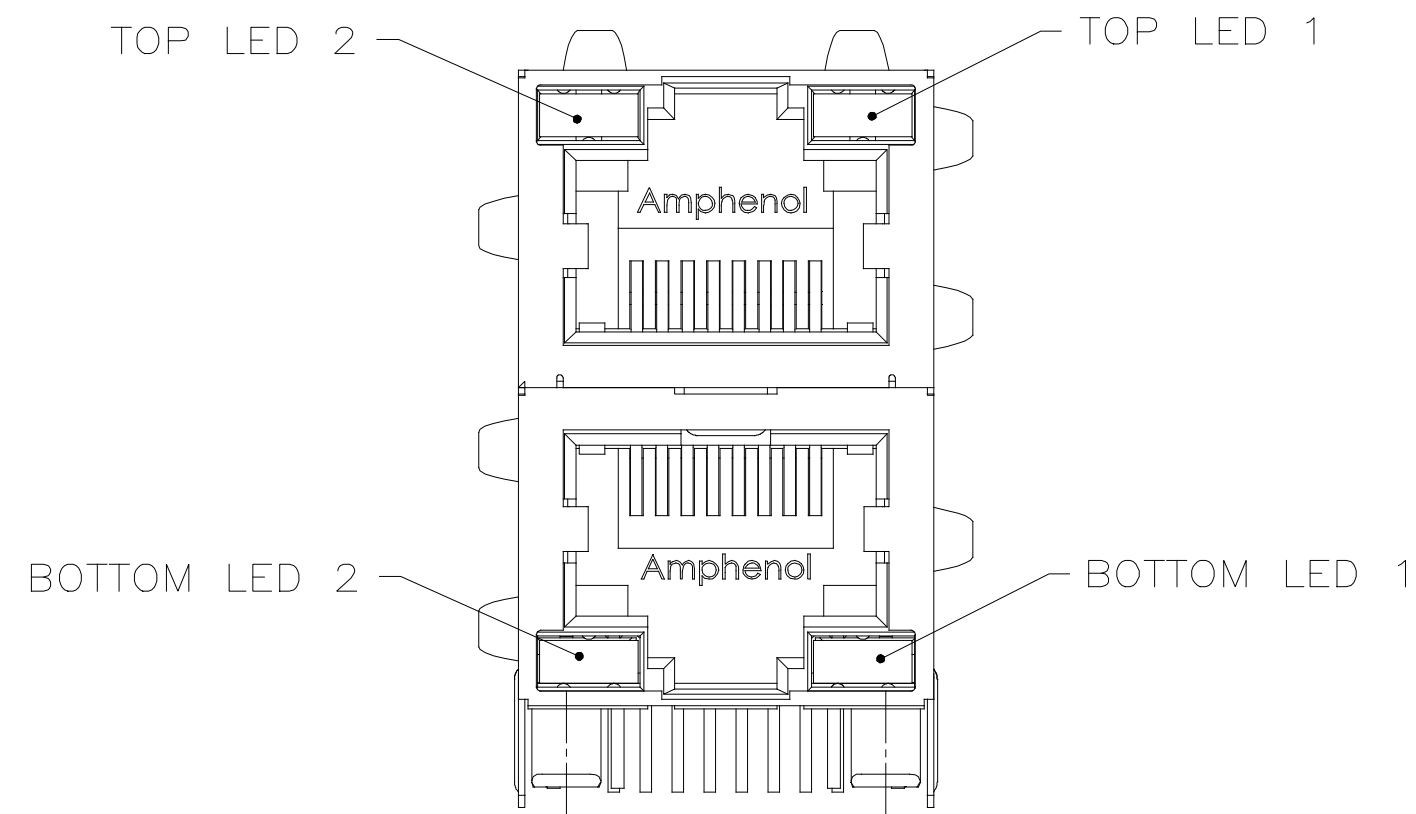
DIMENSIONS MARKED WITH * ARE SYMMETRICAL ABOUT CENTER LINE AS DEFINED BY DATUM -A-

DRAWN PWANG	DATE 05/12/29
DESIGNED	
CHECKED CHIGOW	05/12/29
I. E. APPRD.	
Q. A. APPRD.	
DWG. APPRD.	
ENG. REL. NO.	
REF.	
DIMENSIONS ARE IN INCHES [mm]	CODE ID. NO. 03554

Amphenol Canada Corp.		
TITLE 2x1 STACKABLE MODULAR JACK SHIELDED, 2 PIECE CONSTRUCTION, 8 POS., 8 CONTACTS, WITH LED OPTIONS, .130 INCHES CONTACT TAIL LENGTH- RoHS COMPLIANT		
DWG	DRAWING NO. P-RJSAE-538X-A2X	REV. J
SCALE	WT. -----	SURF. -----
SHEET 1 OF 1		

THIS DOCUMENT CONTAINS PROPRIETARY INFORMATION AND SUCH INFORMATION MAY NOT BE DISCLOSED TO OTHERS FOR ANY PURPOSE OR USED FOR MANUFACTURING PURPOSES WITHOUT WRITTEN PERMISSION FROM AMPHENOL CANADA CORP.

REVISIONS				
SYM	ZONE	ECN, ERN NO.	DATE	APPRD.
H		PROPOSAL	JUL04/12	L.CHAN
J		UPDATE ROHS STAMP	JAN21/13	L.CHAN



LED SPECIFICATIONS:
 FORWARD VOLTAGE: 2.1 VOLTS TYP.
 REVERSE VOLTAGE: 5.0 VOLTS MIN.
 LUMINOUS INTENSITY: 0.5 mCd MIN.
 (AT If=2mA)
 STORAGE TEMPERATURE: -40° TO 85° C
 PLATING ON TAILS: TIN OR TIN/COPPER ALLOY OVER SILVER



EXAMPLE:1

PART NUMBER RJS AE-***X-**
 SEE NOTE 2 (pointing to first three asterisks)
 SEE NOTE 2 (pointing to 'X')
 LED COLOR CODE (pointing to last two asterisks)

EXAMPLE:2

PART NUMBER RJS AE-***U-**-XX
 SEE NOTE 2 (pointing to first three asterisks)
 SPECIAL CODE FOR TOP & BOTTOM LEDS CONFIGURATION (pointing to 'U')
 BOTTOM ASSY LED (SAME AS STD CODE) (pointing to first two asterisks)
 TOP ASSY LED (SAME AS STD CODE) (pointing to 'XX')
 SEE NOTE 2 (pointing to last two asterisks)

PRIMARY COLOR FOR BI-COLOR
 LEDS IN STANDARD ANODE/
 CATHODE CONFIGURATION IS:
 RED-GREEN= RED
 RED-YELLOW= RED
 GREEN-YELLOW= GREEN
 GREEN-ORANGE= GREEN

CODE	LED 2 (LEFT)	LED 1 (RIGHT)	CODE	LED 2 (LEFT)	LED 1 (RIGHT)	CODE	LED 2 (LEFT)	LED 1 (RIGHT)
0	BLOCKED	BLOCKED	9	GREEN	BLOCKED	J	BiC RD/GR	YELLOW
1	YELLOW	GREEN	A	BiC GR/YE	BiC GR/YE	K	YELLOW	BiC GR/OR
2	BLOCKED	GREEN	B	BiC RD/GR	BiC RD/GR	L	BiC GR/YE	RED
3	YELLOW	BLOCKED	C	BiC RD/GR	BiC GR/YE	M	RED	YELLOW
4	GREEN	YELLOW	D	GREEN	BiC GR/YE	N	BiC GR/RD	BiC GR/YE
5	GREEN	GREEN	E	YELLOW	BiC GR/YE	P	GREEN	BiC RD/GR
6	YELLOW	YELLOW	F	BiC GR/YE	YELLOW	R	BiC GR/OR	GREEN
7	RED	GREEN	G	BiC GR/OR	BiC GR/OR	T	RED	RED
8	GREEN	RED	H	BiC GR/YE	GREEN	V	BiC RD/GR	GREEN
			W	ADDITIONAL OPTIONS		U	SPECIAL CODE FOR TOP & BOTTOM LEDS CONFIGURATION	

LEGEND

BiC=BI-COLOR LED
 LOWC=LOW CURRENT LED
 YE=YELLOW
 GR=GREEN
 RD=RED
 OR=ORANGE

EXAMPLE:3

PART NUMBER RJS AE-***W-**X
 SEE NOTE 2 (pointing to first three asterisks)
 SEE NOTE 2 (pointing to 'W')
 ADDITIONAL LED COLOR CODE (pointing to 'X')
 SEE NOTE 2 (pointing to last two asterisks)
 DENOTES ADDITIONAL LED OPTIONS TO BE USED

CODE	LED 2 (LEFT)	LED 1 (RIGHT)	CODE	LED 2 (LEFT)	LED 1 (RIGHT)	CODE	LED 2 (LEFT)	LED 1 (RIGHT)
0	DO NOT USE		5	BLOCKED	YELLOW	A	LOWC YE	LOWC YE
1	RED	BLOCKED	6	RED	BiC RD/GR	B	LOWC YE	LOWC GR
2	BiC GR/OR	YELLOW	7			C	LOWC GR	LOWC YE
3	YELLOW	RED	8	BiC RD/GR	BLOCKED	D	LOWC GR	LOWC GR
4	BLOCKED	RED	9	BiC GR/YE	BLOCKED	M	LOWC RD	LOWC YE
						N	GREEN	BiC GR/OR
						E	GREEN	ORANGE
						F	ORANGE	GREEN
						P	BiC RD/YE	GREEN
						R	BiC RD/YE	BiC RD/YE
						T	BiC GR/YE	BiC RD/GR

EXAMPLE:4

PART NUMBER RJS AE-***X-**XX*
 SEE NOTE 2 (pointing to first three asterisks)
 LED COLOR CODE THE SAME AS EXAMPLE 1, 2, 3 (pointing to 'X')
 SEE NOTE 2 (pointing to 'XX')
 LED COLOR CODE THE SAME AS EXAMPLE 1, 2, 3 (pointing to last two asterisks)
 SEE NOTE 2 (pointing to '*')

NOTES:

- THE TWO DIGITS PRECEDING THE ADDITIONAL LED CODE MUST BE USED IN THE PART NUMBER, WHEN ORDERING ANY OF THE ADDITIONAL LED OPTIONS.
- '*' REPRESENT DIFFERENT OPTION OF CONNECTOR, DETAIL OPTION PLEASE SEE RELEVANT CONNECTOR DRAWING.

DRAWN PAUL WANG	DATE 05/07/22
DESIGNED	
CHECKED TERRY	05/07/22
I. E. APPRD.	
Q. A. APPRD.	
DWG. APPRD.	
ENG. REL. NO.	
REF.	
DIMENSIONS ARE IN INCHES [mm]	CODE ID. NO. 03554

Amphenol Canada Corp.	
TITLE LED OPTIONS FOR RJS AE, MULTI-PORT CONNECTORS - RoHS COMPLIANT	
DWG	DRAWING NO. P-RJS AE-LEDS
REV.	J
SCALE	WT. ----- SURF. ----- SHEET 1 OF 1

THIS DOCUMENT CONTAINS PROPRIETARY INFORMATION AND SUCH INFORMATION MAY NOT BE DISCLOSED TO OTHERS FOR ANY PURPOSE OR USED FOR MANUFACTURING PURPOSES WITHOUT WRITTEN PERMISSION FROM AMPHENOL CANADA CORP.



Компания «ЭлектроПласт» предлагает заключение долгосрочных отношений при поставках импортных электронных компонентов на взаимовыгодных условиях!

Наши преимущества:

- Оперативные поставки широкого спектра электронных компонентов отечественного и импортного производства напрямую от производителей и с крупнейших мировых складов;
- Поставка более 17-ти миллионов наименований электронных компонентов;
- Поставка сложных, дефицитных, либо снятых с производства позиций;
- Оперативные сроки поставки под заказ (от 5 рабочих дней);
- Экспресс доставка в любую точку России;
- Техническая поддержка проекта, помощь в подборе аналогов, поставка прототипов;
- Система менеджмента качества сертифицирована по Международному стандарту ISO 9001;
- Лицензия ФСБ на осуществление работ с использованием сведений, составляющих государственную тайну;
- Поставка специализированных компонентов (Xilinx, Altera, Analog Devices, Intersil, Interpoint, Microsemi, Aeroflex, Peregrine, Syfer, Eurofarad, Texas Instrument, Miteq, Cobham, E2V, MA-COM, Hittite, Mini-Circuits, General Dynamics и др.);

Помимо этого, одним из направлений компании «ЭлектроПласт» является направление «Источники питания». Мы предлагаем Вам помощь Конструкторского отдела:

- Подбор оптимального решения, техническое обоснование при выборе компонента;
- Подбор аналогов;
- Консультации по применению компонента;
- Поставка образцов и прототипов;
- Техническая поддержка проекта;
- Защита от снятия компонента с производства.



Как с нами связаться

Телефон: 8 (812) 309 58 32 (многоканальный)

Факс: 8 (812) 320-02-42

Электронная почта: org@eplast1.ru

Адрес: 198099, г. Санкт-Петербург, ул. Калинина, дом 2, корпус 4, литера А.