



Features

- Conductive plastic
- PC board and bushing mount
- Plastic or metal bushing and plastic shaft
- Withstands typical industrial washing processes
- Compact package saves board and panel space



3310 - 9 mm Square Sealed Panel Control

Electrical Characteristics

| | |
|---|-------------------------------------|
| Standard Resistance Range - Linear | 1 K ohms to 1 megohm |
| Total Resistance Tolerance - Linear Tapers | ±20 % |
| Independent Linearity | ±5 % |
| Absolute Minimum Resistance | 2 ohms maximum |
| Effective Electrical Angle | 270 ° ±15 ° |
| Contact Resistance Variation | 1 % or 1 ohm (whichever is greater) |
| Dielectric Withstanding Voltage (MIL-STD-202 – Method 301) | |
| Sea Level | 900 VAC minimum |
| 70,000 Feet | 350 VAC minimum |
| Insulation Resistance | 1,000 megohms minimum |
| Power Rating @ 70 °C (Derate to 0 at 125 °C - Voltage Limited By Power Dissipation or 200 VAC, Whichever is Less) | 0.25 watts |
| Theoretical Resolution | Essentially infinite |

Environmental Characteristics

| | |
|--|---------------------------------------|
| Operating Temperature Range | -40 °C to +125 °C (-40 °F to +257 °F) |
| Storage Temperature Range | -55 °C to +125 °C (-67 °F to +257 °F) |
| Temperature Coefficient Over Storage Temperature Range | ±1,000 ppm/°C |
| Vibration | 30 G |
| Total Resistance Shift | ±1 % maximum |
| Voltage Ratio Shift | ±1 % maximum |
| Shock | 100 G |
| Total Resistance Shift | ±1 % maximum |
| Voltage Ratio Shift | ±1 % maximum |
| Load Life | 1,000 hours |
| Total Resistance Shift | ±10 % TRS maximum |
| Rotational Life (No Load) | 50,000 cycles |
| Total Resistance Shift | ±5 % TRS maximum |
| Contact Resistance Variation | 3 % or 3 ohms, whichever is greater |
| Moisture Resistance | MIL-STD-202, Method 103, Condition B |
| Total Resistance Shift | ±10 % TRS maximum |
| IP Rating | IP67 |

Mechanical Characteristics

| | |
|------------------------------------|---|
| Stop Strength | 5.65 N-cm (8 oz.-in.) |
| Mechanical Angle | 300 ° nominal |
| Torque | |
| Starting | 3.53 N-cm (5.0 oz.-in.) maximum |
| Running | 3.53 N-cm (5.0 oz.-in.) maximum |
| Mounting (Torque on Bushing) | 45 N-cm (4.0 lb.-in.) max [plastic bushing]; 79 N-cm (7.0 lb.-in.) max [metal bushing] |
| Weight (Single Section) | 4.5 grams |
| (Each Additional Section) | 2.5 grams |
| Terminals | Solderable pins |
| Soldering Condition | |
| Manual Soldering | 96.5Sn/3.0Ag/0.5Cu solid wire or no-clean rosin cored wire; 370 °C (700 °F) max. for 3 seconds |
| Wave Soldering | 96.5Sn/3.0Ag/0.5Cu solder with no-clean flux; 260 °C (500 °F) max. for 5 seconds |
| Wash Processes | For recommended wash processes, please refer to http://www.bourns.com/pdfs/sldclen.pdf |
| Marking | Manufacturer's trademark, model number, product code, terminal style, resistance code and date code |
| Ganging | 2 cups maximum |
| Hardware | One lockwasher and one mounting nut is shipped with each potentiometer, except where noted in the part number. |
| Flammability | Conforms to UL94V-0 |
| Epoxy | Conforms to UL 94V-1 |
| IP Rating | IP67 |

Switch Characteristics

| | |
|-------------------------------------|-----------------|
| Switch Life | 10K cycles |
| Contact Resistance | 2 ohms max. |
| Dielectric Strength | 350 VDC |
| Detent Torque | 0.5 oz-in min. |
| Power Rating (Resistive Load) | 100 mA @ 16 VDC |

Additional Features

- Audio taper versions available as special order
- RoHS compliant*

3310 - 9 mm Square Sealed Panel Control

BOURNS®

Standard Resistance Table

| Resistance (Ohms) | Resistance Code |
|-------------------|-----------------|
| 1,000 | 102 |
| 2,000 | 202 |
| 5,000 | 502 |
| 10,000 | 103 |
| 20,000 | 203 |
| 50,000 | 503 |
| 100,000 | 104 |
| 200,000 | 204 |
| 500,000 | 504 |
| 1,000,000 | 105 |

Popular values listed in boldface. Consult factory for special resistances.

How To Order

3310 Y - 0 0 1 - 103 L

Model Number Designator _____
 3310 = 9 mm Panel Control

Terminal Style Designator _____
 Single Cup:
 C = In-line Straight Terminals Side Exit 2.54 mm centers
 R = In-line Terminals Rear Exit 2.54 mm centers
 P = 5.08 mm x 2.54 mm Triangular Pattern Rear Exit
 Y = 5.08 mm x 5.08 mm Triangular Pattern Rear Exit
 Dual Cup (Pot/Pot or Pot/Switch):
 H = Dual In-line Straight Terminals Rear Exit 2.54 mm centers

Shaft End Designator _____
 0 = Shaft End Slotted
 1 = Shaft End Flatted

Shaft Length Designator _____
 0 = 12.7 mm FMS Long Plastic Shaft (Available w/bushing only)
 1 = 19.05 mm FMS Long Plastic Shaft (Available w/bushing only)
 2 = 5.59 mm FMS Long Plastic Shaft (Bushingless version only)

Bushing Designator _____
 Pot (or Pot/Pot):
 1 = 6.35 mm x 6.35 mm Plastic
 2 = 6.35 mm x 6.35 mm Ni Plated Brass
 5 = Bushingless (Board Level Control)
 Pot/Switch Bushing Designator (use with "H" terminal style only.)
 3 = 6.35 mm x 6.35 mm Plastic
 4 = 6.35 mm x 6.35 mm Ni Plated Brass
 6 = Bushingless (Board Level)

Resistance Code _____
 (1st 2 digits are significant, 3rd digit is number of 0s to follow)

RoHS Identifier _____
 L = Compliant

3310 - 9 mm Square Sealed Panel Control

BOURNS®

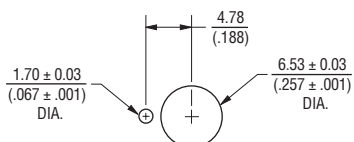
Product Dimensions

COMMON DIMENSIONS 3310-001

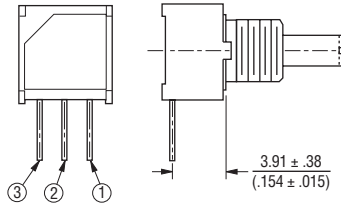
Plastic Bushing
Slotted Shaft



MOUNTING HOLE PATTERN



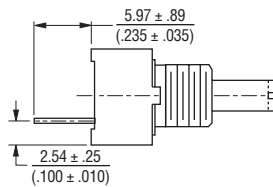
3310C-001



3310P-001

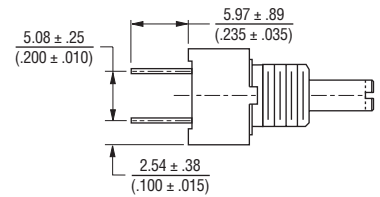


3310R-001



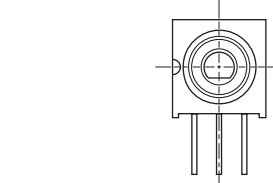
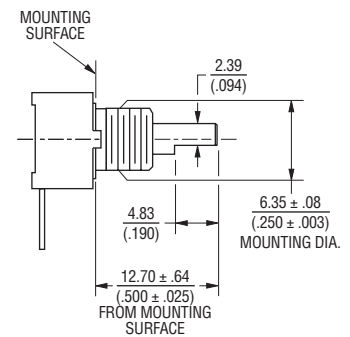
DIMENSIONS: $\frac{\text{MM}}{\text{(INCHES)}}$

3310Y-001



COMMON DIMENSIONS 3310C-101

Plastic Flatted Shaft



The shaft flat position as shown above is at 50 % of the mechanical travel.

3310 - 9 mm Square Sealed Panel Control

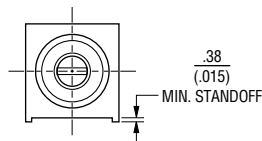
BOURNS®

Product Dimensions

COMMON DIMENSIONS 3310-002 Metal Bushing



3310P-025* Bushingsless



3310C-002



DIMENSIONS: $\frac{\text{MM}}{\text{(INCHES)}}$

NOTE: * Only recommended shaft length for bushingsless version

3310 - 9 mm Square Sealed Panel Control

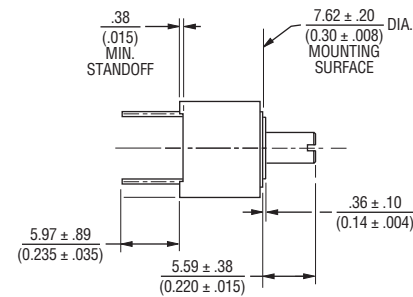
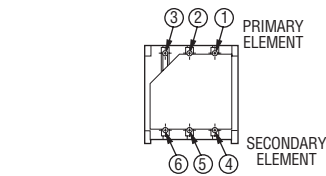
BOURNS®

Product Dimensions

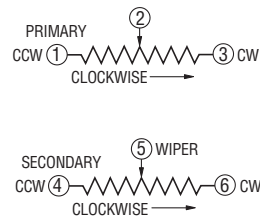
COMMON DIMENSIONS 3310H-003 Pot/Switch Dual Cup Plastic Bushing



3310H-025* Pot/Pot Dual Cup Bushingsless

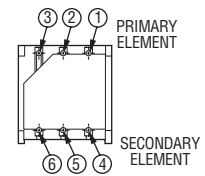


Pot/Pot Dual Cup



DIMENSIONS: $\frac{\text{MM}}{\text{(INCHES)}}$

3310H-002 Pot/Pot Dual Cup Metal Bushing



Pot/Switch Dual Cup



Pot Single Cup



NOTE: * Only recommended shaft length for bushingsless version

REV. 08/12

Specifications are subject to change without notice. Customers should verify actual device performance in their specific applications.



Компания «ЭлектроПласт» предлагает заключение долгосрочных отношений при поставках импортных электронных компонентов на взаимовыгодных условиях!

Наши преимущества:

- Оперативные поставки широкого спектра электронных компонентов отечественного и импортного производства напрямую от производителей и с крупнейших мировых складов;
- Поставка более 17-ти миллионов наименований электронных компонентов;
- Поставка сложных, дефицитных, либо снятых с производства позиций;
- Оперативные сроки поставки под заказ (от 5 рабочих дней);
- Экспресс доставка в любую точку России;
- Техническая поддержка проекта, помощь в подборе аналогов, поставка прототипов;
- Система менеджмента качества сертифицирована по Международному стандарту ISO 9001;
- Лицензия ФСБ на осуществление работ с использованием сведений, составляющих государственную тайну;
- Поставка специализированных компонентов (Xilinx, Altera, Analog Devices, Intersil, Interpoint, Microsemi, Aeroflex, Peregrine, Syfer, Eurofarad, Texas Instrument, Miteq, Cobham, E2V, MA-COM, Hittite, Mini-Circuits, General Dynamics и др.);

Помимо этого, одним из направлений компании «ЭлектроПласт» является направление «Источники питания». Мы предлагаем Вам помощь Конструкторского отдела:

- Подбор оптимального решения, техническое обоснование при выборе компонента;
- Подбор аналогов;
- Консультации по применению компонента;
- Поставка образцов и прототипов;
- Техническая поддержка проекта;
- Защита от снятия компонента с производства.



Как с нами связаться

Телефон: 8 (812) 309 58 32 (многоканальный)

Факс: 8 (812) 320-02-42

Электронная почта: org@eplast1.ru

Адрес: 198099, г. Санкт-Петербург, ул. Калинина, дом 2, корпус 4, литера А.