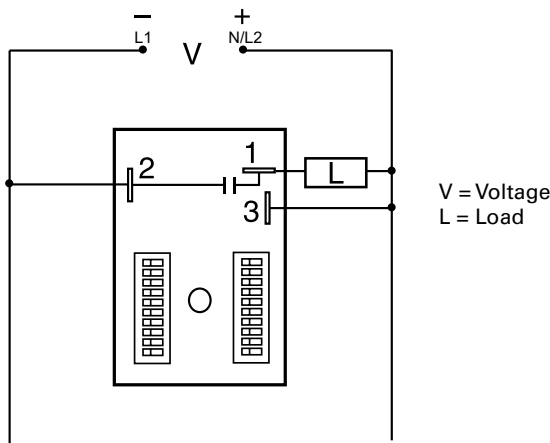


RS SERIES



Wiring Diagram



Description

The RS Series is a solid-state, encapsulated, recycling timer designed for tough industrial environments. It is used by many testing labs as a life cycle tester; by others as a cycle controller. The RS Series has separate DIP switch adjustments for the on delay and the off delay. These make accurate adjustment possible the first time, every time. Time delays of 0.1 seconds to 1023 hours are available in 4 ranges.

Operation (Recycling - ON Time First)

Upon application of input voltage, the output energizes and the T1 ON time begins. At the end of the ON time, the output de-energizes and the T2 OFF time begins. At the end of the OFF time, the output energizes and the cycle repeats as long as input voltage is applied.

Reset: Removing input voltage resets the output and time delays, and returns the sequence to the ON time.

Operation (Recycling - OFF Time First)

Upon application of input voltage, the T2 OFF time begins. At the end of the OFF time, the output energizes and the T1 ON time begins. At the end of the ON time, the output de-energizes and the cycle repeats as long as input voltage is applied.

Reset: Removing input voltage resets the output and time delays, and returns the sequence to the OFF time.

Features & Benefits

FEATURES	BENEFITS
Microcontroller based	Repeat Accuracy +/- 0.1%, Setting accuracy +/- 2%
1A steady, 10A inrush solid-state output	Provides 100 million operations in typical conditions
Totally solid state and encapsulated	No moving parts to arc and wear out over time and encapsulated to protect against shock, vibration, and humidity
ON and OFF time delay settings	Independent adjustment provides greater timing flexibility
DIP switch adjustment	Provides first time setting accuracy

Ordering Information

MODEL	INPUT VOLTAGE	FIRST DELAY	T1 ON TIME	T2 OFF TIME	MODEL	INPUT VOLTAGE	FIRST DELAY	T1 ON TIME	T2 OFF TIME
RS1A11	12VDC	On time	0.1 - 102.3s in 0.1s increments	0.1 - 102.3s in 0.1s increments	RS4A22	120VAC	On time	0.1 - 102.3m in 0.1m increments	0.1 - 102.3m in 0.1m increments
RS2B44	24VAC	Off time	1 - 1023h in 1h increments	1 - 1023h in 1h increments	RS4A24	120VAC	On time	0.1 - 102.3m in 0.1m increments	1 - 1023h in 1h increments
RS4A11	120VAC	On time	0.1 - 102.3s in 0.1s increments	0.1 - 102.3s in 0.1s increments	RS4A33	120VAC	On time	1 - 1023m in 1m increments	1 - 1023m in 1m increments
RS4A12	120VAC	On time	0.1 - 102.3s in 0.1s increments	0.1 - 102.3m in 0.1m increments	RS4B12	120VAC	Off time	0.1 - 102.3s in 0.1s increments	0.1 - 102.3m in 0.1m increments
RS4A13	120VAC	On time	0.1 - 102.3s in 0.1s increments	1 - 1023m in 1m increments	RS6A13	230VAC	On time	0.1 - 102.3s in 0.1s increments	1 - 1023m in 1m increments

If you don't find the part you need, call us for a custom product 800-843-8848

RS SERIES

Accessories



P1023-6 Mounting bracket
The 90° orientation of mounting slots makes installation/removal of modules quick and easy.



P1015-64 (AWG 14/16) Female Quick Connect
These 0.25 in. (6.35 mm) female terminals are constructed with an insulator barrel to provide strain relief.



P1015-18 Quick Connect to Screw Adapter
Screw adapter terminal designed for use with all modules with 0.25 in. (6.35 mm) male quick connect terminals.




C103PM (AL) DIN Rail
35 mm aluminum DIN rail available in a 36 in. (91.4 cm) length.

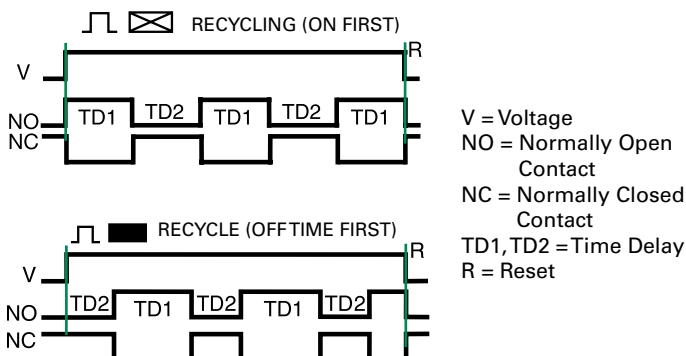


P1023-20 DIN Rail Adapter
Allows module to be mounted on a 35 mm DIN type rail with two #10 screws.

Adjustment Switch Operation



Function Diagrams



Specifications

Time Delay Range*

0.1 - 102.3s in 0.1s increments
0.1 - 102.3m in 0.1m increments
1 - 1023m in 1m increments
1 - 1023h in 1h increments

Repeat Accuracy Setting Accuracy Reset Time

±0.1% or 20ms, whichever is greater
≤ ±2% or 20ms, whichever is greater
≤ 150ms

Time Delay vs Temp. & Voltage

≤ ± 2%

Input

Voltage

12, or 24VDC; 24, 120, or 230VAC

Tolerance

±20%

AC Line Frequency/DC Ripple

50/60 Hz / ≤ ±10%

Power Consumption

AC ≤ 2VA; DC ≤ 1W

Output

Type

Solid state

Maximum Load Current

1A steady state, 10A inrush at 60°C

OFF State Leakage Current

AC ≅ 5mA @ 230VAC; DC ≅ 1mA

Voltage Drop

AC ≅ 2.5V @ 1A; DC ≅ 1V @ 1A

Protection

Circuitry

Encapsulated

Dielectric Breakdown

≥ 2000V RMS terminals to mounting surface

Insulation Resistance

≥ 100 MΩ

Polarity

DC units are reverse polarity protected

Mechanical

Mounting

Surface mount with one #10 (M5 x 0.8) screw

Dimensions

H 76.7 mm (3"); **W** 50.8 mm (2");

D 38.1 mm (1.5")

Termination

0.25 in. (6.35 mm) male quick connect terminals

Environmental

Operating/Storage

Temperature

-40° to 75°C / -40° to 85°C

Humidity

95% relative, non-condensing

Weight

≅ 3.9 oz (111 g)

*For CE approved applications, power must be removed from the unit when a switch position is changed.



Компания «ЭлектроПласт» предлагает заключение долгосрочных отношений при поставках импортных электронных компонентов на взаимовыгодных условиях!

Наши преимущества:

- Оперативные поставки широкого спектра электронных компонентов отечественного и импортного производства напрямую от производителей и с крупнейших мировых складов;
- Поставка более 17-ти миллионов наименований электронных компонентов;
- Поставка сложных, дефицитных, либо снятых с производства позиций;
- Оперативные сроки поставки под заказ (от 5 рабочих дней);
- Экспресс доставка в любую точку России;
- Техническая поддержка проекта, помощь в подборе аналогов, поставка прототипов;
- Система менеджмента качества сертифицирована по Международному стандарту ISO 9001;
- Лицензия ФСБ на осуществление работ с использованием сведений, составляющих государственную тайну;
- Поставка специализированных компонентов (Xilinx, Altera, Analog Devices, Intersil, Interpoint, Microsemi, Aeroflex, Peregrine, Syfer, Eurofarad, Texas Instrument, Miteq, Cobham, E2V, MA-COM, Hittite, Mini-Circuits, General Dynamics и др.);

Помимо этого, одним из направлений компании «ЭлектроПласт» является направление «Источники питания». Мы предлагаем Вам помощь Конструкторского отдела:

- Подбор оптимального решения, техническое обоснование при выборе компонента;
- Подбор аналогов;
- Консультации по применению компонента;
- Поставка образцов и прототипов;
- Техническая поддержка проекта;
- Защита от снятия компонента с производства.



Как с нами связаться

Телефон: 8 (812) 309 58 32 (многоканальный)

Факс: 8 (812) 320-02-42

Электронная почта: org@eplast1.ru

Адрес: 198099, г. Санкт-Петербург, ул. Калинина, дом 2, корпус 4, литера А.