

SERIES 77


0.5" Diameter, 200 mA
0.18" Behind Panel

FEATURES

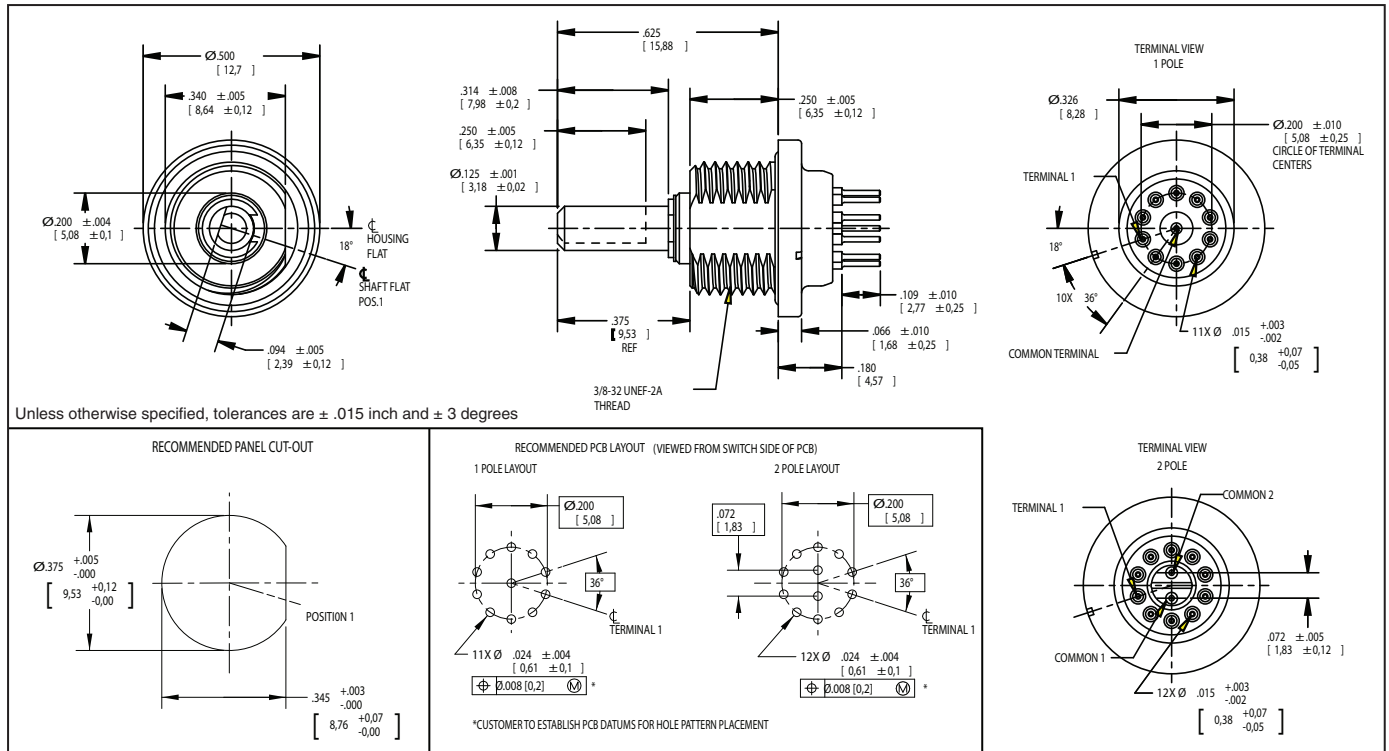
- Small Size - Minimal Space Required Behind Panel
- Available with Continuous Rotation or a Fixed Stop
- High Stop Strength
- Shaft and Panel Seal
- Process Seal available
- Single Deck with 1 or 2 Poles

APPLICATIONS

- Handheld Radios
- Handheld Medical Devices
- Night Vision Products
- Laser Aiming Devices



DIMENSIONS in inches [and millimeters]



Recommended Mounting Torque: Tighten mounting hex nut to 12 in-lb (15 in-lb max). Before applying torque, rotation of the switch housing must be constrained by the housing flat via the "Recommended Panel Cut-Out" or similar method. Constraining by PCB or anything soldered to the terminals will result in damage to the switch

Grayhill part number and date code marked on label. Customer part number marked on request.



RATED LOADS

Switches are rated to make and break the following loads:

Environment Condition	Lamp Load		Inductive Load (140mH)		Resistive Load		Cycles
	Milliamp	Volts	Milliamp	Volts	Milliamps	Volts	
Atmospheric Pressure	50	28 VDC	30	28 VDC	50	12 VDC	25,000
					10	28 VDC	25,000
					50	28 VDC	10,000
					100	28 VDC	7,500
					200	28 VDC	5,000
Reduced Pressure (70,000 feet)					50	115 Vrms	10,000
					100	28 VDC	7,500

One cycle is 360-degree rotation and a return through all switch positions to the starting position.



Electrical Specifications

Low Level Circuit Rating: 10 milliamperes, 30 millivolts DC or Peak AC open-circuit voltage, 25,000 cycles

Contact Resistance: 50 milliohms max (15 milliohms initially).

100 milliohms max low level.

Insulation Resistance: 50,000 Mohms initially (10,000 Mohms after life) at 100 VDC

Voltage Breakdown: 600 Vac initially, 250 Vac after life

Mechanical / Environmental Ratings

Operating Temperature: -40°C to +85°C

Storage Temperature: -65°C to +100°C

Altitude: 70,000 feet

Rotational Torque: 3 in-oz min. to 7 in-oz max

Stop Strength: 7.5 inch pounds min

Withstanding Shaft Push Force: 100 pounds

Weight: 4.7 grams with hardware
3.9 grams without hardware

Vibration: MIL-DTL-3786, MIL-STD-202, method 204, condition "B"

Shock: MIL-DTL-3786, Medium impact per MIL-STD-202, Method 213.

Moisture Resistance: MIL-DTL-3786, MIL-STD-202, Method 106

Salt Spray: MIL-DTL-3786, MIL-STD-202, method 101, condition "B"

Explosion Proof: MIL-DTL-3786, MIL-STD 202, method 109

Immersion: With shaft operation – Shaft and panel seal withstands water pressure of 15 psi minimum per MIL-DTL-3786 (Equivalent to 33ft [10m] immersion for 30 minutes).

Without shaft operation - Shaft and panel sealed to withstand 74ft [22m] immersion for 2 hours, MIL-DTL-810G Method 512.5.

Sand and Dust: MIL-DTL-3786, MIL-STD-202 Method 110

Flux Seal (Process Sealed Versions): Level 1 & 2 per MIL-DTL-3786.

Materials and Finishes

Switch Base: Diallyl Phthalate per MIL-M-14

Bushing: Zinc alloy, tin zinc plating

Detent Rotor: Nylon

Detent Balls: Steel, nickel-plated

Contact Spring: Tinned music wire

Detent Spring: Stainless steel

Shaft: Stainless steel

Shaft Seal: Ethylene Propylene

Panel Seal: Silicone

Rotor Contact: Silver cad-oxide, gold-plated

Terminals and Common: Brass, gold plate .00002" minimum thickness over silver plate .0003" minimum.

Mounting Hardware: One mounting nut .089" thick by .433" across flats and one external tooth lockwasher supplied with each switch. Mounting nut is brass, nickel plated and lockwasher is stainless steel.

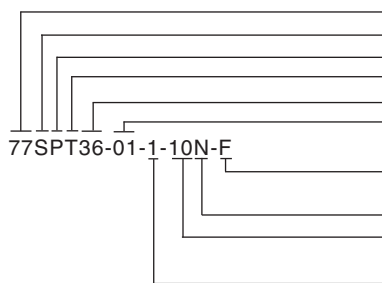
Additional Characteristics

Contact Type: Non-shorting, wiping contacts

Terminals: Switches are provided with the full circle of terminals regardless of the number of active positions.

Contact Grayhill if the life limiting criteria is more critical than those listed, if the required cycles of operation are greater than those listed, if a larger make and break current is required than the one listed for the desired number of cycles, or if elevated temperatures or reduced pressures are part of the operating environment.

ORDERING INFORMATION



Series 77

S = Shaft & Panel Sealed, leave blank for no shaft & panel seal

P = PC Terminals

T = Process Seal, Leave blank for no process seal

Angle of throw: 36 = 36°

Number of Decks: 01 Only

Stop arrangement: Needed only with 1 pole switches with maximum positions. Leave blank for continuous rotation; add F for fixed stop.

Contacts: N = Non-shorting

Positions per pole: 02 up to 10 positions (1 pole),
02 up to 05 positions (2 poles)

Poles per deck: 1 or 2

For prices and discounts, contact a local Sales Office, an authorized local Distributor, or Grayhill.



Компания «ЭлектроПласт» предлагает заключение долгосрочных отношений при поставках импортных электронных компонентов на взаимовыгодных условиях!

Наши преимущества:

- Оперативные поставки широкого спектра электронных компонентов отечественного и импортного производства напрямую от производителей и с крупнейших мировых складов;
- Поставка более 17-ти миллионов наименований электронных компонентов;
- Поставка сложных, дефицитных, либо снятых с производства позиций;
- Оперативные сроки поставки под заказ (от 5 рабочих дней);
- Экспресс доставка в любую точку России;
- Техническая поддержка проекта, помощь в подборе аналогов, поставка прототипов;
- Система менеджмента качества сертифицирована по Международному стандарту ISO 9001;
- Лицензия ФСБ на осуществление работ с использованием сведений, составляющих государственную тайну;
- Поставка специализированных компонентов (Xilinx, Altera, Analog Devices, Intersil, Interpoint, Microsemi, Aeroflex, Peregrine, Syfer, Eurofarad, Texas Instrument, Miteq, Cobham, E2V, MA-COM, Hittite, Mini-Circuits, General Dynamics и др.);

Помимо этого, одним из направлений компании «ЭлектроПласт» является направление «Источники питания». Мы предлагаем Вам помощь Конструкторского отдела:

- Подбор оптимального решения, техническое обоснование при выборе компонента;
- Подбор аналогов;
- Консультации по применению компонента;
- Поставка образцов и прототипов;
- Техническая поддержка проекта;
- Защита от снятия компонента с производства.



Как с нами связаться

Телефон: 8 (812) 309 58 32 (многоканальный)

Факс: 8 (812) 320-02-42

Электронная почта: org@eplast1.ru

Адрес: 198099, г. Санкт-Петербург, ул. Калинина, дом 2, корпус 4, литера А.