


3M™ Pak 50 Plug

.050" Straight and Right Angle Plug, with Power Ground Pin

P50 Series



- Power/ground contacts enable separation of power and signals
- EMLB power/ground contacts control static discharge and allow "hot board" replacement
- 2 amp power/ground contact rating for high current applications maximizes signal contact utilization
- RoHS Compliant. See the Regulatory Information Appendix (RIA) in the "RoHS Compliance" section of www.3Mconnector.com for compliance information (RIA E1 and C1 apply)

Date Modified: February 18, 2010

TS-2051-C
Sheet 1 of 3

Physical

Insulator:

Material: Glass Filled Nylon

Flammability: UL 94V-0

Color: Black

Contact Material: Phosphor Bronze

Plating:

Underplating: Nickel

Wiping Area: 10 μ" [.25 μm] Gold

Solder Tails: Gold Flash

Retainer Clips: Tin-Copper

Mating Compatibility: TS-2052

Electrical

Current Rating: 0.5 A per Signal Contact, 2 A per Power Contact

Insulation Resistance: $> 1 \times 10^9 \Omega$ at 500 V_{DC}

Withstanding Voltage: 650 V_{AC} for 1 minute

Environmental

Temperature Rating: -55°C to +85°C

Process Rating: 260°C Wave Solder Compatible

UL File No.: E68080

3M™ Pak 50 Plug

.050" Straight and Right Angle Plug, with Power Ground Pin

P50 Series

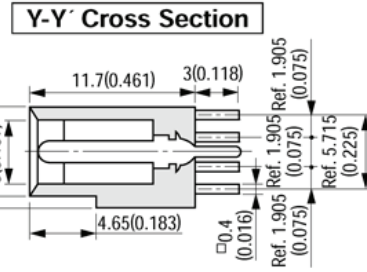
Product Table / Dimensions for Straight and Right Angle Plugs

Contact Quantity	A	B	C	D
20	25.43 [1.001]	20.32 [0.800]	15.83 [0.623]	11.43 [0.450]
26	29.24 [1.151]	24.13 [0.950]	19.64 [0.773]	15.24 [0.600]
30	31.78 [1.251]	26.67 [1.050]	22.18 [0.873]	17.78 [0.700]
32	33.05 [1.301]	27.94 [1.100]	23.45 [0.923]	19.05 [0.750]
34	34.32 [1.351]	29.21 [1.150]	24.72 [0.973]	20.32 [0.800]
40	38.13 [1.501]	33.02 [1.300]	28.53 [1.123]	24.13 [0.950]

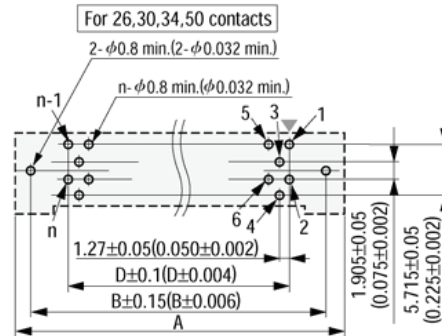
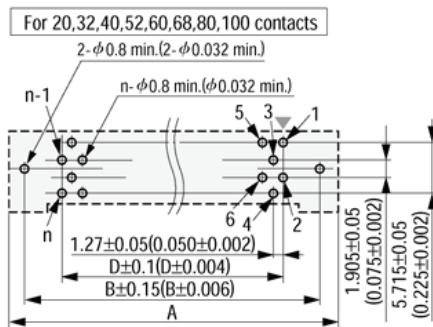
Contact Quantity	A	B	C	D
50	44.48 [1.751]	39.37 [1.550]	34.88 [1.373]	30.48 [1.200]
52	45.75 [1.801]	40.64 [1.593]	36.15 [1.423]	31.75 [1.250]
60	50.83 [2.001]	45.72 [1.800]	41.23 [1.623]	36.83 [1.450]
68	55.91 [2.201]	50.8 [2.000]	46.31 [1.823]	41.91 [1.650]
80	63.53 [2.501]	58.42 [2.300]	53.93 [2.123]	49.53 [1.950]
100	76.23 [3.001]	71.12 [2.800]	66.63 [2.623]	62.23 [2.450]



Straight



Printed Circuit Board Layout (Component Side View)



▼=Polarity identification
 Recommended PCB Thickness $t=1.6\pm 0.19(0.063\pm 0.007)$
 *n is number of contacts.

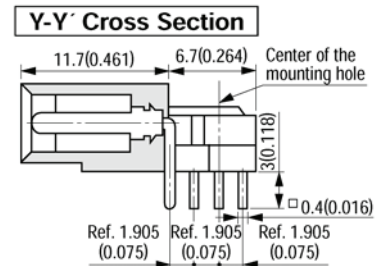
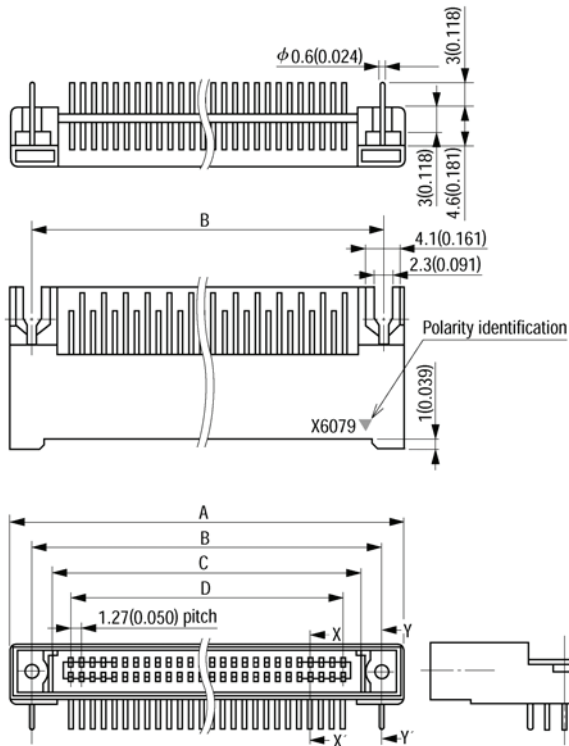
TS-2051-C
 Sheet 2 of 3

3M™ Pak 50 Plug

.050" Straight and Right Angle Plug, with Power Ground Pin

P50 Series

Right Angle



Printed Circuit Board Layout (Component Side View)



▽ = Polarity identification
 Recommended PCB Thickness $t = 1.6 \pm 0.19 (0.063 \pm 0.007)$
 n is number of contacts.

Ordering Information

P50 - XXXPG - XXX - EA (RIA E1 and C1 apply)

Contact Quantity:
See Table

Solder Tail Options:
S1 = Straight
SR1 = Right Angle

TS-2051-C
Sheet 3 of 3

Important Notice

All statements, technical information, and recommendations related to 3M's products are based on information believed to be reliable, but the accuracy or completeness is not guaranteed. Before using this product, you must evaluate it and determine if it is suitable for your intended application. You assume all risks and liability associated with such use. Any statements related to the product which are not contained in 3M's current publications, or any contrary statements contained on your purchase order shall have no force or effect unless expressly agreed upon, in writing, by an authorized officer of 3M.

Warranty; Limited Remedy; Limited Liability.

This product will be free from defects in material and manufacture for a period of one (1) year from the time of purchase. **3M MAKES NO OTHER WARRANTIES INCLUDING, BUT NOT LIMITED TO, ANY IMPLIED WARRANTY OF MERCHANTABILITY OR FITNESS FOR A PARTICULAR PURPOSE.** If this product is defective within the warranty period stated above, your exclusive remedy shall be, at 3M's option, to replace or repair the 3M product or refund the purchase price of the 3M product. **Except where prohibited by law, 3M will not be liable for any indirect, special, incidental or consequential loss or damage arising from this 3M product, regardless of the legal theory asserted.**

**3M Electronics Solutions Division**

6801 River Place Blvd.
Austin, TX 78726-9000
U.S.A.
1-800-225-5373
www.3Mconnector.com

Please recycle. Printed in USA.
© 3M 2010. All rights reserved.
RIA-2217B-E

3M is a trademark of 3M Company.



Компания «ЭлектроПласт» предлагает заключение долгосрочных отношений при поставках импортных электронных компонентов на взаимовыгодных условиях!

Наши преимущества:

- Оперативные поставки широкого спектра электронных компонентов отечественного и импортного производства напрямую от производителей и с крупнейших мировых складов;
- Поставка более 17-ти миллионов наименований электронных компонентов;
- Поставка сложных, дефицитных, либо снятых с производства позиций;
- Оперативные сроки поставки под заказ (от 5 рабочих дней);
- Экспресс доставка в любую точку России;
- Техническая поддержка проекта, помощь в подборе аналогов, поставка прототипов;
- Система менеджмента качества сертифицирована по Международному стандарту ISO 9001;
- Лицензия ФСБ на осуществление работ с использованием сведений, составляющих государственную тайну;
- Поставка специализированных компонентов (Xilinx, Altera, Analog Devices, Intersil, Interpoint, Microsemi, Aeroflex, Peregrine, Syfer, Eurofarad, Texas Instrument, Miteq, Cobham, E2V, MA-COM, Hittite, Mini-Circuits, General Dynamics и др.);

Помимо этого, одним из направлений компании «ЭлектроПласт» является направление «Источники питания». Мы предлагаем Вам помощь Конструкторского отдела:

- Подбор оптимального решения, техническое обоснование при выборе компонента;
- Подбор аналогов;
- Консультации по применению компонента;
- Поставка образцов и прототипов;
- Техническая поддержка проекта;
- Защита от снятия компонента с производства.



Как с нами связаться

Телефон: 8 (812) 309 58 32 (многоканальный)

Факс: 8 (812) 320-02-42

Электронная почта: org@eplast1.ru

Адрес: 198099, г. Санкт-Петербург, ул. Калинина, дом 2, корпус 4, литера А.