


- Compact SIP-8 package
- I/O-isolation voltage 1'600 VDC
- Ultra-wide 4:1 input voltage range
- Fully regulated outputs
- Operating temperature range  $-40^{\circ}\text{C}$  to  $+90^{\circ}\text{C}$
- Continuous short circuit protection
- Remote On/Off
- 3-year product warranty
- Designed to meet UL 62368-1



TEC 3WI is a new series with the design purpose to improve the prevalent 3 Watt SIP-8 DC/DC converters in terms of cost, efficiency and performance. The latest technology and components effectuate a high efficiency for a low thermal loss. This enables an operating temperature range from  $-40^{\circ}\text{C}$  up to  $+90^{\circ}\text{C}$ . The converters are fully regulated over 0 - 100% load (no minimum load is required). The models are available with ultra-wide input ranges of 4.5-18, 9-36 and 18-75 VDC. The functional I/O-isolation system is designed to meet IEC/EN 62368-1 with a test voltage (60 s) of 1600 VDC.

### Models

Order Code	Input Voltage Range	Output 1		Output 2		Efficiency typ.
		Vnom	I <sub>max</sub>	Vnom	I <sub>max</sub>	
TEC 3-1210WI	4.5 - 18 VDC (12 VDC nom.)	3.3 VDC	700 mA			75 %
TEC 3-1211WI		5 VDC	600 mA			79 %
TEC 3-1219WI		9 VDC	333 mA			81 %
TEC 3-1212WI		12 VDC	250 mA			82 %
TEC 3-1213WI		15 VDC	200 mA			83 %
TEC 3-1215WI		24 VDC	125 mA			82 %
TEC 3-1221WI		+5 VDC	300 mA	-5 VDC	300 mA	80 %
TEC 3-1222WI		+12 VDC	125 mA	-12 VDC	125 mA	82 %
TEC 3-1223WI		+15 VDC	100 mA	-15 VDC	100 mA	81 %
TEC 3-2410WI	9 - 36 VDC (24 VDC nom.)	3.3 VDC	700 mA			76 %
TEC 3-2411WI		5 VDC	600 mA			80 %
TEC 3-2419WI		9 VDC	333 mA			81 %
TEC 3-2412WI		12 VDC	250 mA			83 %
TEC 3-2413WI		15 VDC	200 mA			83 %
TEC 3-2415WI		24 VDC	125 mA			81 %
TEC 3-2421WI		+5 VDC	300 mA	-5 VDC	300 mA	79 %
TEC 3-2422WI		+12 VDC	125 mA	-12 VDC	125 mA	81 %
TEC 3-2423WI		+15 VDC	100 mA	-15 VDC	100 mA	81 %
TEC 3-4810WI	18 - 75 VDC (48 VDC nom.)	3.3 VDC	700 mA			74 %
TEC 3-4811WI		5 VDC	600 mA			80 %
TEC 3-4819WI		9 VDC	333 mA			81 %
TEC 3-4812WI		12 VDC	250 mA			82 %
TEC 3-4813WI		15 VDC	200 mA			83 %
TEC 3-4815WI		24 VDC	125 mA			82 %
TEC 3-4821WI		+5 VDC	300 mA	-5 VDC	300 mA	80 %
TEC 3-4822WI		+12 VDC	125 mA	-12 VDC	125 mA	82 %
TEC 3-4823WI		+15 VDC	100 mA	-15 VDC	100 mA	82 %

## Input Specifications

Input Current	- At no load	12 Vin models: <b>35 mA typ.</b> 24 Vin models: <b>20 mA typ.</b> 48 Vin models: <b>13 mA typ.</b>
Surge Voltage		12 Vin models: <b>25 VDC max.</b> (1 s max.) 24 Vin models: <b>50 VDC max.</b> (1 s max.) 48 Vin models: <b>100 VDC max.</b> (1 s max.)
Under Voltage Lockout		12 Vin models: <b>2 VDC min. / 3 VDC typ. / 4 VDC max.</b> 24 Vin models: <b>6 VDC min. / 7 VDC typ. / 8 VDC max.</b> 48 Vin models: <b>13 VDC min. / 15 VDC typ. / 17 VDC max.</b>
Recommended Input Fuse		12 Vin models: <b>1'600 mA</b> (slow blow) 24 Vin models: <b>800 mA</b> (slow blow) 48 Vin models: <b>500 mA</b> (slow blow) (The need of an external fuse has to be assessed in the final application.)
Input Filter		<b>Internal Capacitor</b>

## Output Specifications

Voltage Set Accuracy		<b>±1% max.</b>
Regulation	- Input Variation (Vmin - Vmax)	single output models: <b>0.2% max.</b> dual output models: <b>0.2% max.</b>
	- Load Variation (0 - 100%)	single output models: <b>1% max.</b> dual output models: <b>1% max.</b> (Output 1) <b>1% max.</b> (Output 2)
	- Cross Regulation (25% / 100% asym. load)	dual output models: <b>5% max.</b>
Ripple and Noise	- 20 MHz Bandwidth	<b>75 mVp-p typ.</b>
Capacitive Load	- single output	3.3 Vout models: <b>4'400 µF max.</b> 5 Vout models: <b>2'200 µF max.</b> 9 Vout models: <b>1'300 µF max.</b> 12 Vout models: <b>1'000 µF max.</b> 15 Vout models: <b>820 µF max.</b> 24 Vout models: <b>470 µF max.</b>
	- dual output	5 / -5 Vout models: <b>1'200 / 1'200 µF max.</b> 12 / -12 Vout models: <b>520 / 520 µF max.</b> 15 / -15 Vout models: <b>440 / 440 µF max.</b>
Minimum Load		<b>Not required</b>
Temperature Coefficient		<b>±0.02 %/K max.</b>
Start-up Time		<b>10 ms typ. / 20 ms max.</b>
Short Circuit Protection		<b>Continuous, Automatic recovery</b>
Output Current Limitation		<b>130 - 230% of Iout max.</b> <b>170% typ. of Iout max.</b>
Transient Response	- Response Time	<b>500 µs typ.</b> (25% Load Step)

## Safety Specifications

Safety Standards	- IT / Multimedia Equipment	<b>Designed for EN 62368-1 (no certification)</b>
------------------	-----------------------------	---------------------------------------------------

## EMC Specifications

EMI Emissions	- Conducted Emissions	<b>EN 55032 class A</b> (with external filter) <b>EN 55032 class B</b> (with external filter)
	- Radiated Emissions	<b>EN 55032 class A</b> (with external filter) <b>EN 55032 class B</b> (with external filter)
		External filter proposal: <a href="http://www.tracopower.com/overview/tec3wi">www.tracopower.com/overview/tec3wi</a>

All specifications valid at nominal voltage, full load and +25°C after warm-up time unless otherwise stated.

EMS Immunity	- Electrostatic Discharge	Air: EN 61000-4-2, $\pm 8$ kV, perf. criteria A
	- RF Electromagnetic Field	Contact: EN 61000-4-2, $\pm 6$ kV, perf. criteria A
	- EFT (Burst) / Surge	EN 61000-4-3, 10 V/m, perf. criteria A
		EN 61000-4-4, $\pm 2$ kV, perf. criteria A
		EN 61000-4-5, $\pm 1$ kV, perf. criteria A
	- Conducted RF Disturbances	Ext. input component: KY 220 $\mu$ F / 100 V
	- PF Magnetic Field	EN 61000-4-6, 10 Vrms, perf. criteria A
		Continuous: EN 61000-4-8, 100 A/m, perf. criteria A
		1 s: EN 61000-4-8, 1000 A/m, perf. criteria A

## General Specifications

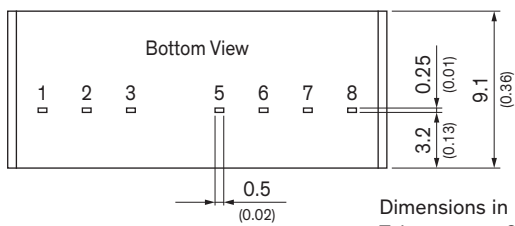
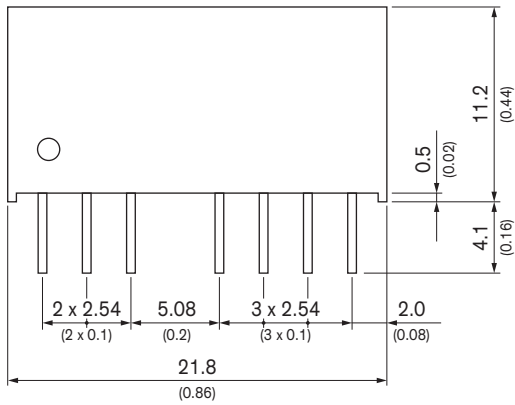
Relative Humidity		95% max. (non condensing)
Temperature Ranges	- Operating Temperature	-40°C to +90°C
	- Case Temperature	+105°C max.
	- Storage Temperature	-55°C to +125°C
Power Derating	- High Temperature	3.4 %/K above 75°C
Cooling System		Natural convection (20 LFM)
Remote Control	- Current Controlled Remote	On: open circuit
		Off: 2 to 4 mA current (internal 1 k $\Omega$ resistor)
	External circuit proposal:	<a href="http://www.tracopower.com/info/current-remote.pdf">www.tracopower.com/info/current-remote.pdf</a>
	- Off Idle Input Current	2.5 mA typ.
Switching Frequency		100 kHz min. (PFM)
Insulation System		Functional Insulation
Isolation Test Voltage	- Input to Output, 60 s	1'600 VDC
Isolation Resistance	- Input to Output, 500 VDC	1'000 M $\Omega$ min.
Isolation Capacitance	- Input to Output, 100 kHz, 1 V	50 pF max.
Reliability	- Calculated MTBF	5'124'000 h (MIL-HDBK-217F, ground benign)
Environment	- Vibration	MIL-STD-810F
	- Mechanical Shock	MIL-STD-810F
	- Thermal Shock	MIL-STD-810F
Housing Material		Non-conductive Plastic (UL94 V-0 rated)
Potting Material		Silicone (UL 94 V-0 rated)
Pin Material		Copper
Pin Foundation Plating		Nickel (1 - 2 $\mu$ m)
Pin Surface Plating		Tin (3 - 5 $\mu$ m), matte
Soldering Profile		Wave Soldering
		260°C / 10 s max.
Connection Type		THD (Through-Hole Device)
Weight		4.5 g
Environmental Compliance	- Reach	<a href="http://www.tracopower.com/info/reach-declaration.pdf">www.tracopower.com/info/reach-declaration.pdf</a>
	- RoHS	<a href="http://www.tracopower.com/info/rohs-declaration.pdf">www.tracopower.com/info/rohs-declaration.pdf</a>

## Supporting Documents

Overview Link (for additional Documents)	<a href="http://www.tracopower.com/overview/tec3wi">www.tracopower.com/overview/tec3wi</a>
------------------------------------------	--------------------------------------------------------------------------------------------

All specifications valid at nominal voltage, full load and +25°C after warm-up time unless otherwise stated.

### Outline Dimensions



Dimensions in mm (inch)  
 Tolerances:  $\pm 0.5$  ( $\pm 0.02$ )  
 Pin pitch tolerances  $\pm 0.25$  ( $\pm 0.01$ )  
 Pin dimension tolerance  $\pm 0.1$  (0.004)

Pinout		
Pin	Single	Dual
1	-Vin (GND)	-Vin (GND)
2	+Vin (Vcc)	+Vin (Vcc)
3	Remote On/Off	Remote On/Off
5	NC	NC
6	+Vout	+Vout
7	-Vout	Common
8	NC	-Vout

NC: Not connected



Компания «ЭлектроПласт» предлагает заключение долгосрочных отношений при поставках импортных электронных компонентов на взаимовыгодных условиях!

Наши преимущества:

- Оперативные поставки широкого спектра электронных компонентов отечественного и импортного производства напрямую от производителей и с крупнейших мировых складов;
- Поставка более 17-ти миллионов наименований электронных компонентов;
- Поставка сложных, дефицитных, либо снятых с производства позиций;
- Оперативные сроки поставки под заказ (от 5 рабочих дней);
- Экспресс доставка в любую точку России;
- Техническая поддержка проекта, помощь в подборе аналогов, поставка прототипов;
- Система менеджмента качества сертифицирована по Международному стандарту ISO 9001;
- Лицензия ФСБ на осуществление работ с использованием сведений, составляющих государственную тайну;
- Поставка специализированных компонентов (Xilinx, Altera, Analog Devices, Intersil, Interpoint, Microsemi, Aeroflex, Peregrine, Syfer, Eurofarad, Texas Instrument, Miteq, Cobham, E2V, MA-COM, Hittite, Mini-Circuits, General Dynamics и др.);

Помимо этого, одним из направлений компании «ЭлектроПласт» является направление «Источники питания». Мы предлагаем Вам помощь Конструкторского отдела:

- Подбор оптимального решения, техническое обоснование при выборе компонента;
- Подбор аналогов;
- Консультации по применению компонента;
- Поставка образцов и прототипов;
- Техническая поддержка проекта;
- Защита от снятия компонента с производства.



#### Как с нами связаться

**Телефон:** 8 (812) 309 58 32 (многоканальный)

**Факс:** 8 (812) 320-02-42

**Электронная почта:** [org@eplast1.ru](mailto:org@eplast1.ru)

**Адрес:** 198099, г. Санкт-Петербург, ул. Калинина, дом 2, корпус 4, литера А.